

# **Structural Properties of Networks: Introduction**

**Networked Life**

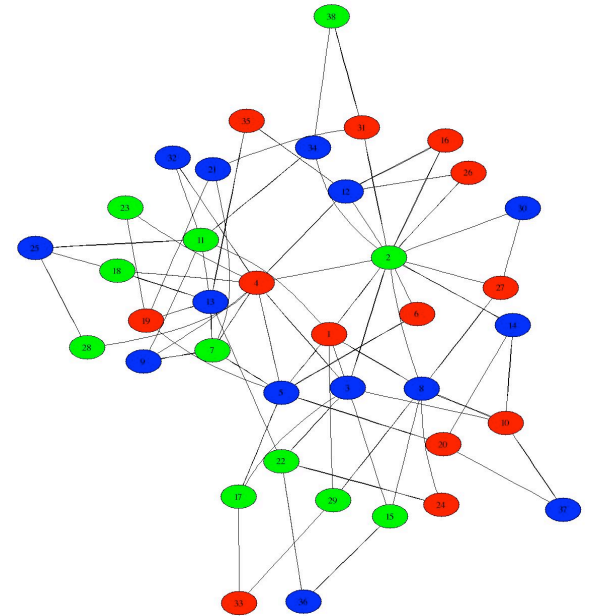
**NETS 112**

**Fall 2017**

**Prof. Michael Kearns**

# Networks: Basic Definitions

- A network (or graph) is:
  - a collection of individuals or entities, each called a vertex or node
  - a list of pairs of vertices that are neighbors, representing edges or links
- Examples:
  - vertices are mathematicians, edges represent coauthorship relationships
  - vertices are Facebook users, edges represent Facebook friendships
  - vertices are news articles, edges represent word overlap
- Networks can represent any binary relationship over individuals
- Often helpful to visualize networks with a diagram
- But to us, the network is the list of edges, not the visualization
  - same network has many different visualizations

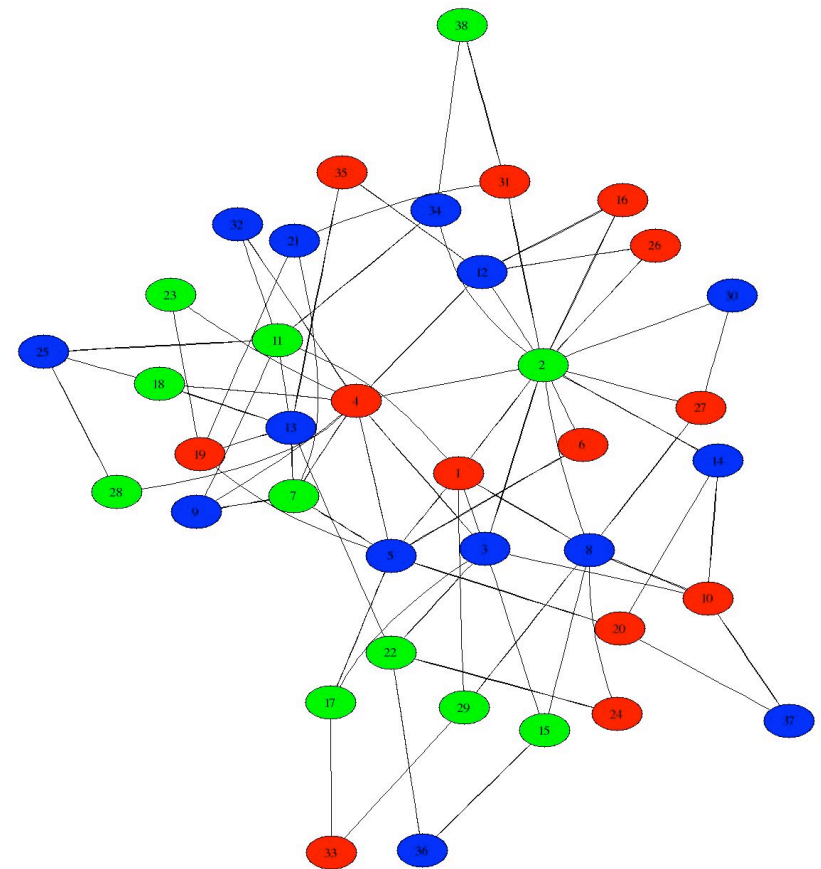


# Networks: Basic Definitions

- We will use  $N$  to denote the number of vertices in a network
- Number of possible edges:

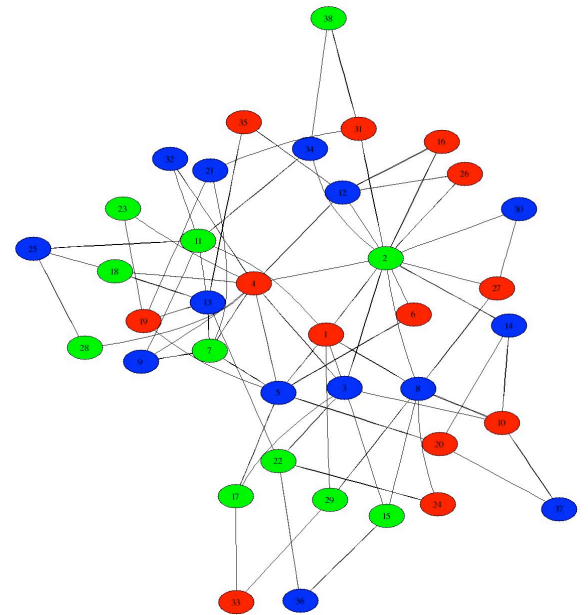
$$N(N - 1)/2 \approx N^2 / 2$$

- The degree of a vertex is its number of neighbors



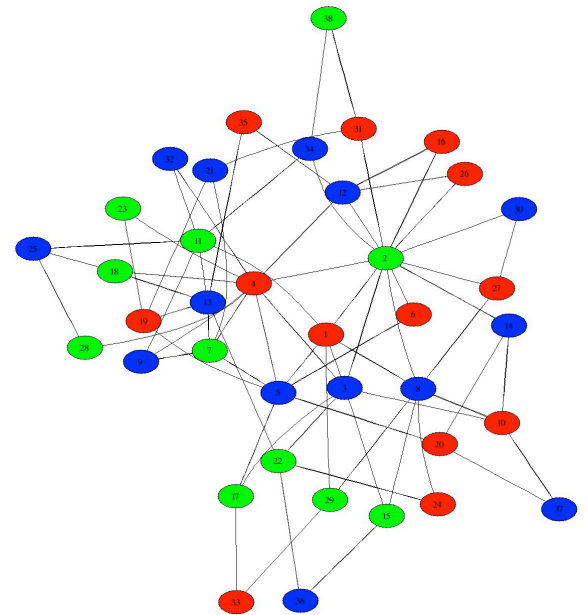
# Networks: Basic Definitions

- The distance between two vertices is the length of the shortest path connecting them
- This assumes the network has only a single component or “piece”
- If two vertices are in different components, their distance is undefined or infinite
- The diameter of a network is the average distance between pairs
- It measures how near or far typical individuals are from each other



# Networks: Basic Definitions

- So far, we have been discussing undirected networks
- Connection relationship is symmetric:
  - if vertex  $u$  is connected to vertex  $v$ , then  $v$  is also connected to  $u$
  - Facebook friendship is symmetric/reciprocal
- Sometimes we'll want to discuss directed networks
  - I can follow you on Twitter without you following me
  - web page A may link to page B, but not vice-versa
- In such cases, directionality matters and edges are annotated by arrows



# Illustrating the Concepts

- Example: scientific collaboration
  - vertices: math and computer science researchers
  - links: between coauthors on a published paper
  - Erdos numbers : distance to Paul Erdos
  - Erdos was definitely a *hub* or *connector*; had 507 coauthors
  - MK's Erdos number is 3, via Kearns → Mansour → Alon → Erdos
  - how do we *navigate* in such networks?
  - how does network distance relate to the real world?



<i>Erdős number 0</i>	<i>---</i>	<i>1 person</i>
<i>Erdős number 1</i>	<i>---</i>	<i>504 people</i>
<i>Erdős number 2</i>	<i>---</i>	<i>6593 people</i>
<i>Erdős number 3</i>	<i>---</i>	<i>33605 people</i>
<i>Erdős number 4</i>	<i>---</i>	<i>83642 people</i>
<i>Erdős number 5</i>	<i>---</i>	<i>87760 people</i>
<i>Erdős number 6</i>	<i>---</i>	<i>40014 people</i>
<i>Erdős number 7</i>	<i>---</i>	<i>11591 people</i>
<i>Erdős number 8</i>	<i>---</i>	<i>3146 people</i>
<i>Erdős number 9</i>	<i>---</i>	<i>819 people</i>
<i>Erdős number 10</i>	<i>---</i>	<i>244 people</i>
<i>Erdős number 11</i>	<i>---</i>	<i>68 people</i>
<i>Erdős number 12</i>	<i>---</i>	<i>23 people</i>
<i>Erdős number 13</i>	<i>---</i>	<i>5 people</i>

*The median Erdős number is 5; the mean is 4.65,  
and the standard deviation is 1.21.*



# THE SMALL-WORLD NETWORK OF SQUASH

BY MICHAEL KEARNS AND RYAN RAYFIELD

Not all social networks are built in front of glowing monitors with a Mountain Dew and a bag of Cheetos at hand. There are some social networks in which participation is outright good for your health—like squash. Using tools from the emerging field of network science we will investigate the specialized social network in which each node is a squash player, and there is a link between any pair of players who have played a match before.

The source data for our study was all US Squash singles matches recorded over a recent multi-year period. The number of players in this network was 26,503 and the number of matches was 240,446. The average number of matches played per player was 18.4 and the maximum was 210 (by Gabriel Bassil of Brooklyn). Like virtually all large-scale social networks, the squash network is sparse, meaning that the number of matches actually played was only a tiny fraction of those possible—less than 7 hundredths of 1 percent. It was also the case that a small number of the most active players account for a disproportionate fraction of the total matches; in network science parlance, the distribution of the number of matches across players is heavy-tailed.

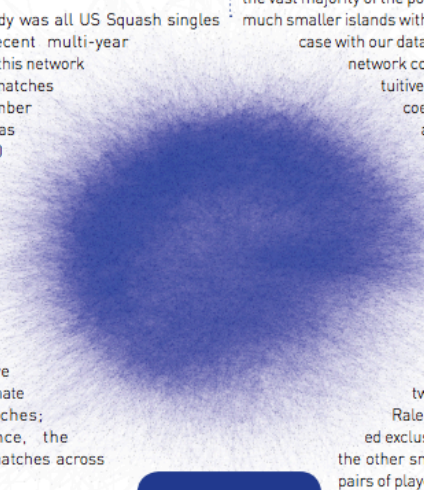
To understand the global shape or structure of our network, we need to examine the *connected components*, which are the islands of connectivity.

Let's consider two players as living in the same island if there is any chain of matches that connects them. So if Alice played Bob, and Bob played Charlie, and Charlie played Dana, then Alice and Dana are in the same connected component (or "island") by virtue of this chain, even if they have never played each other.

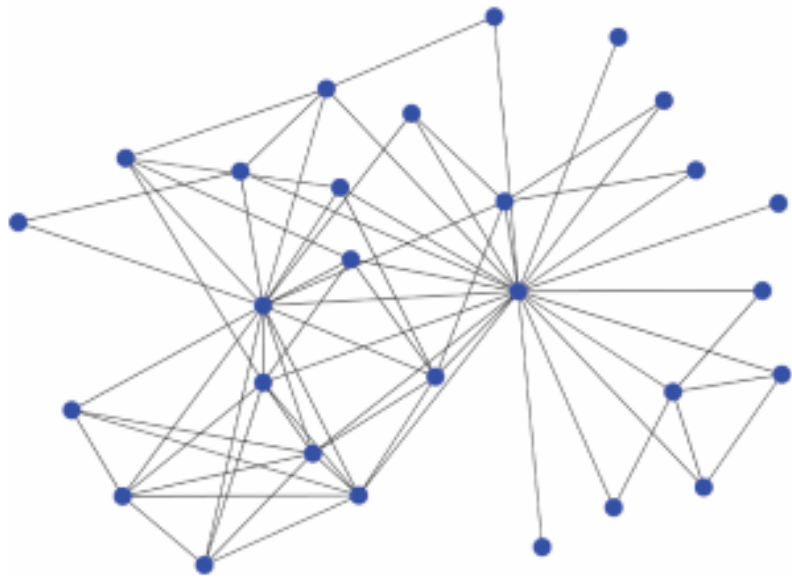
Network science predicts that in any real social network, there should be a giant component—a mainland which contains the vast majority of the population—along with an archipelago of much smaller islands with no links to the mainland. This was the case with our data. The largest component of the squash network contained almost 99% of the players. Intuitively it's hard for two large components to coexist: all it takes is one match between a player from each island and the two merge to become one.

What about the 1% of players in the archipelago, which consists of 77 additional components? What do these tiny islands look like? Unlike Facebook, playing squash requires physical proximity, so it is not surprising that many of the tiny components had a strongly geographic flavor. For instance, the second largest component had only twenty-eight players, all of whom live in Raleigh, NC, while the third largest consisted exclusively of players in San Antonio. Many of the other small components were lonely, isolated pairs of players who had only played each other. We encourage them to play more squash and join the giant component.

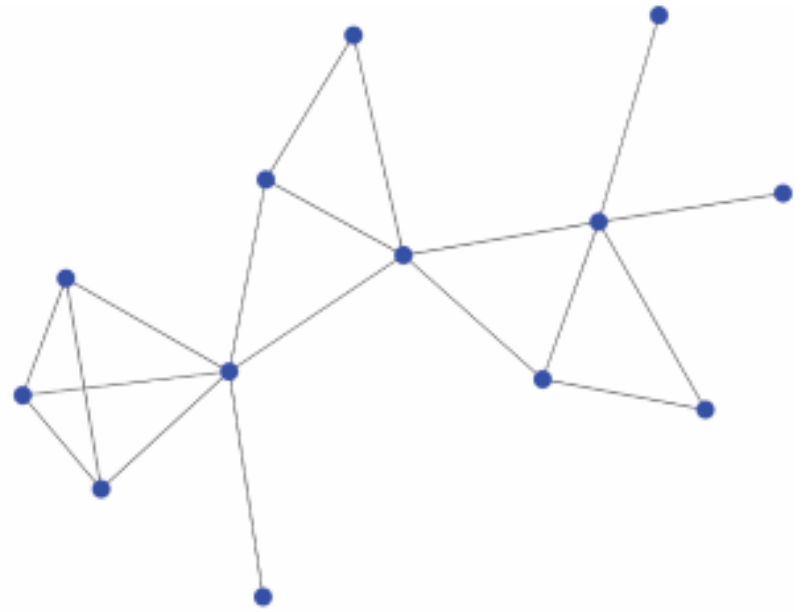
Not all the players in the giant component are



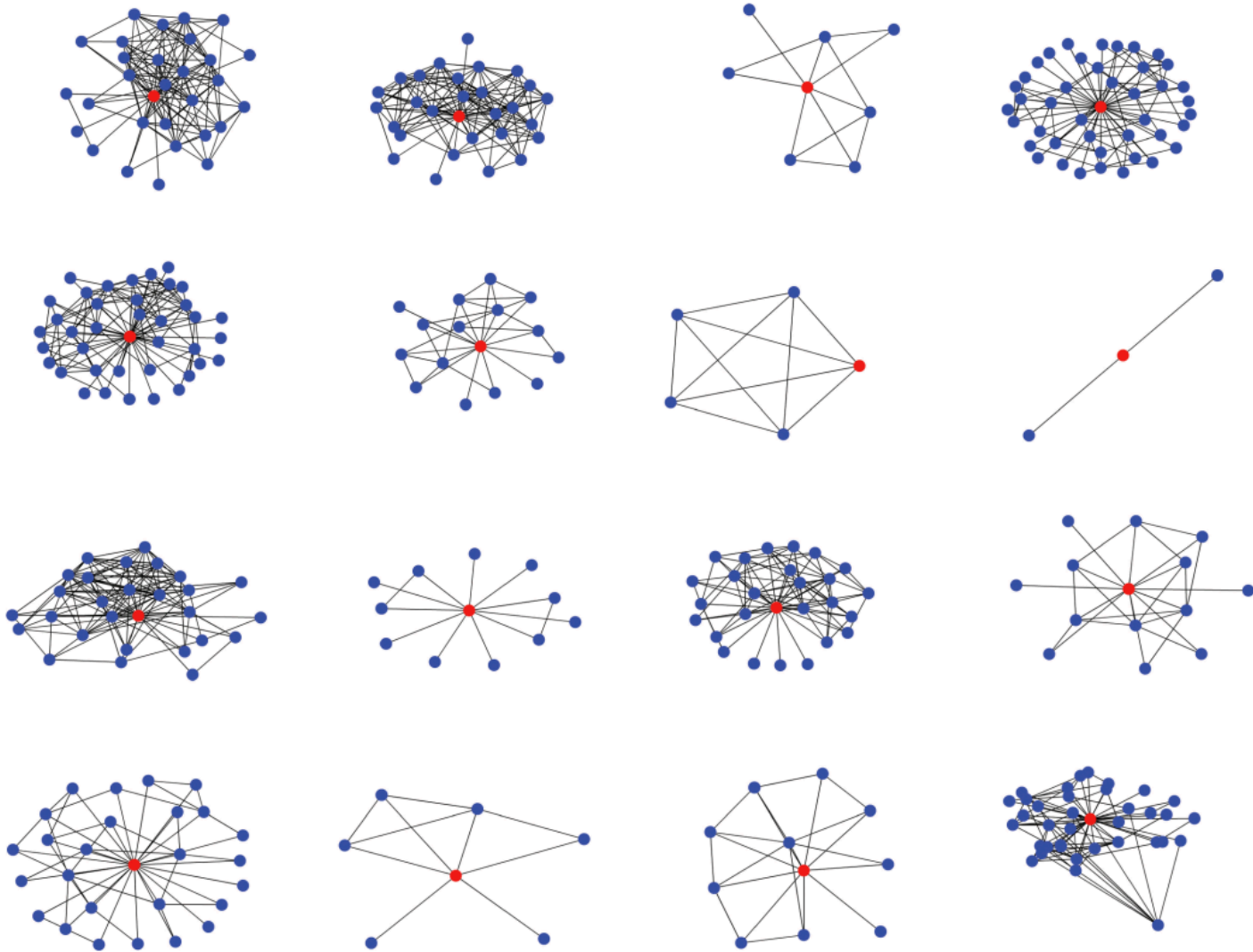
Visualization of the "mainland" of the US Squash network.



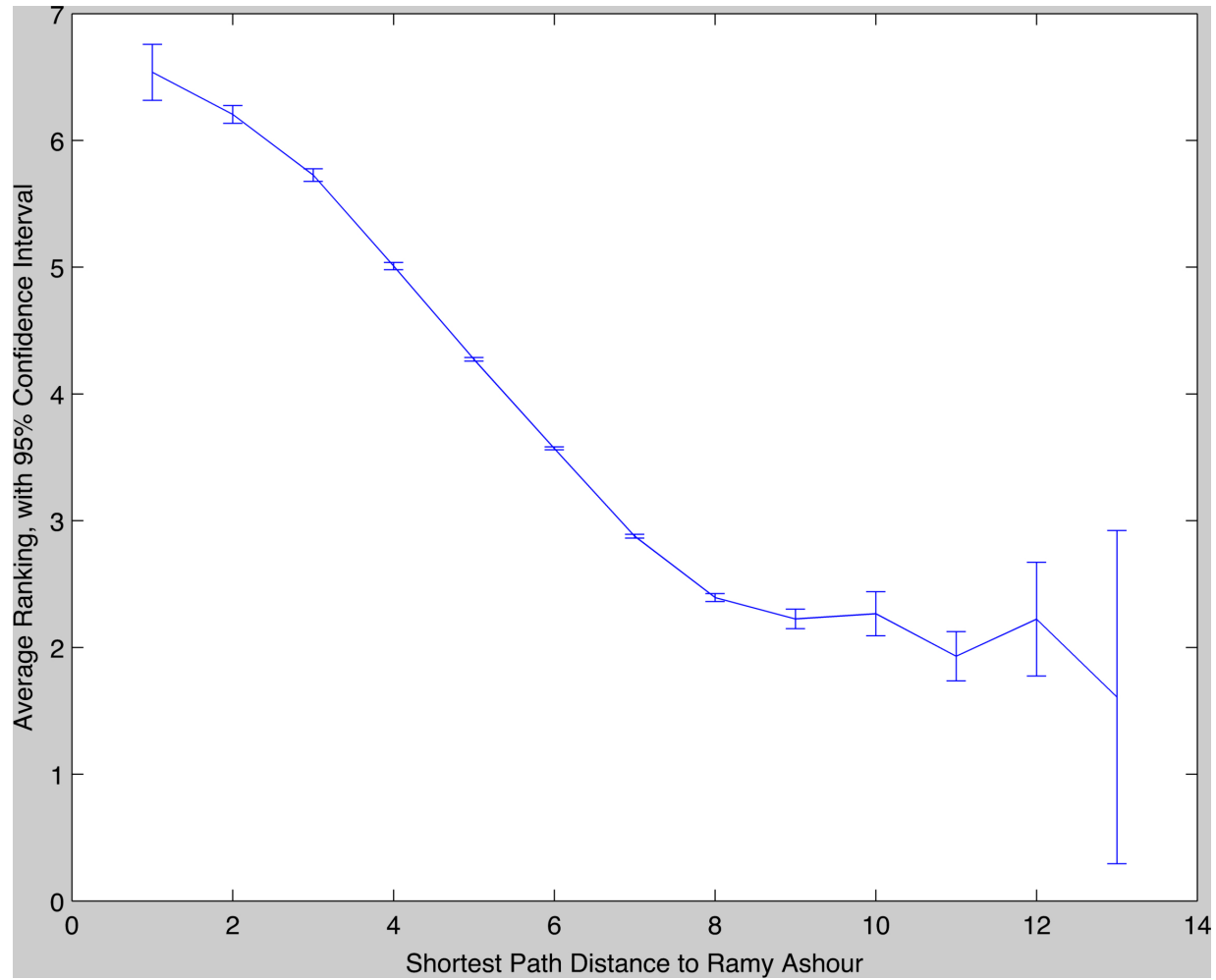
*Raleigh NC*



*San Antonio TX*




*Sampling of "Ego" Networks*



# Measures of Vertex “Importance”

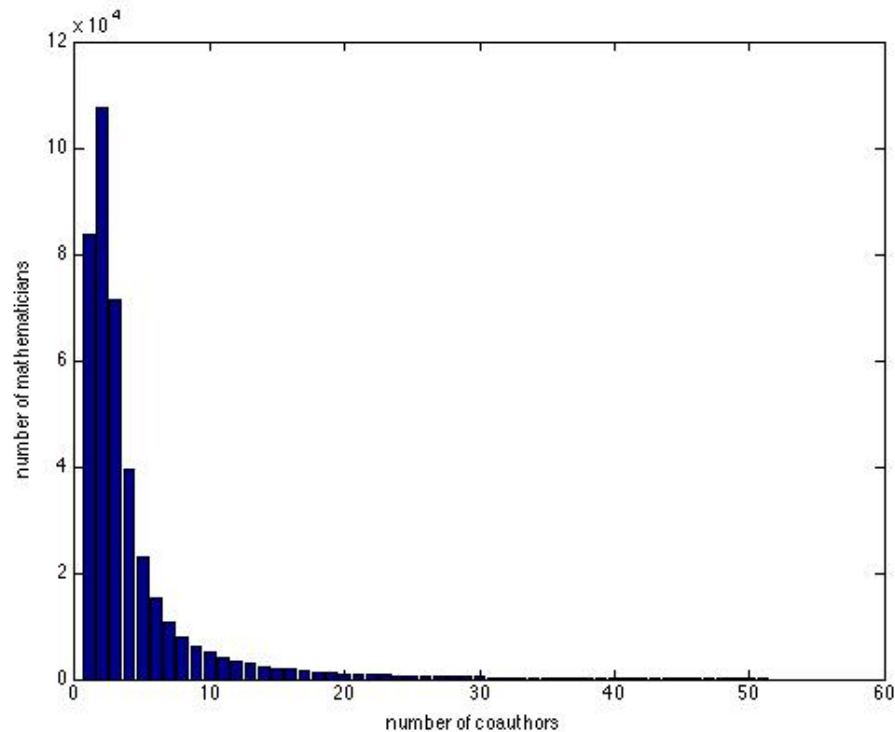
- Exogenous: famous/accomplished/influential/etc individuals
- “Hubs”: high-degree individuals
- Centrality: individuals in the “middle” of the network
- How are these related?



most central squash player, local network

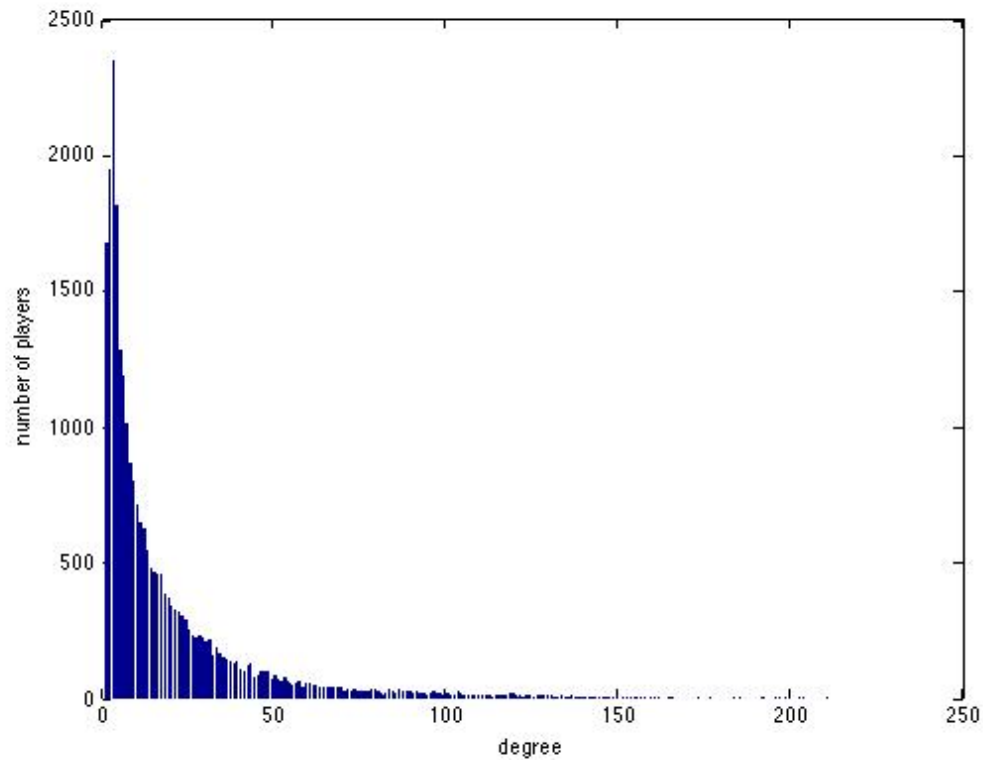
# Math Collaboration Degree Distribution

- x axis: number of neighbors/coauthors (degree)
- y axis: number of mathematicians with that degree



# Squash Network Degree Distribution

- x axis: number of opponents (degree)
- y axis: number of players with that degree

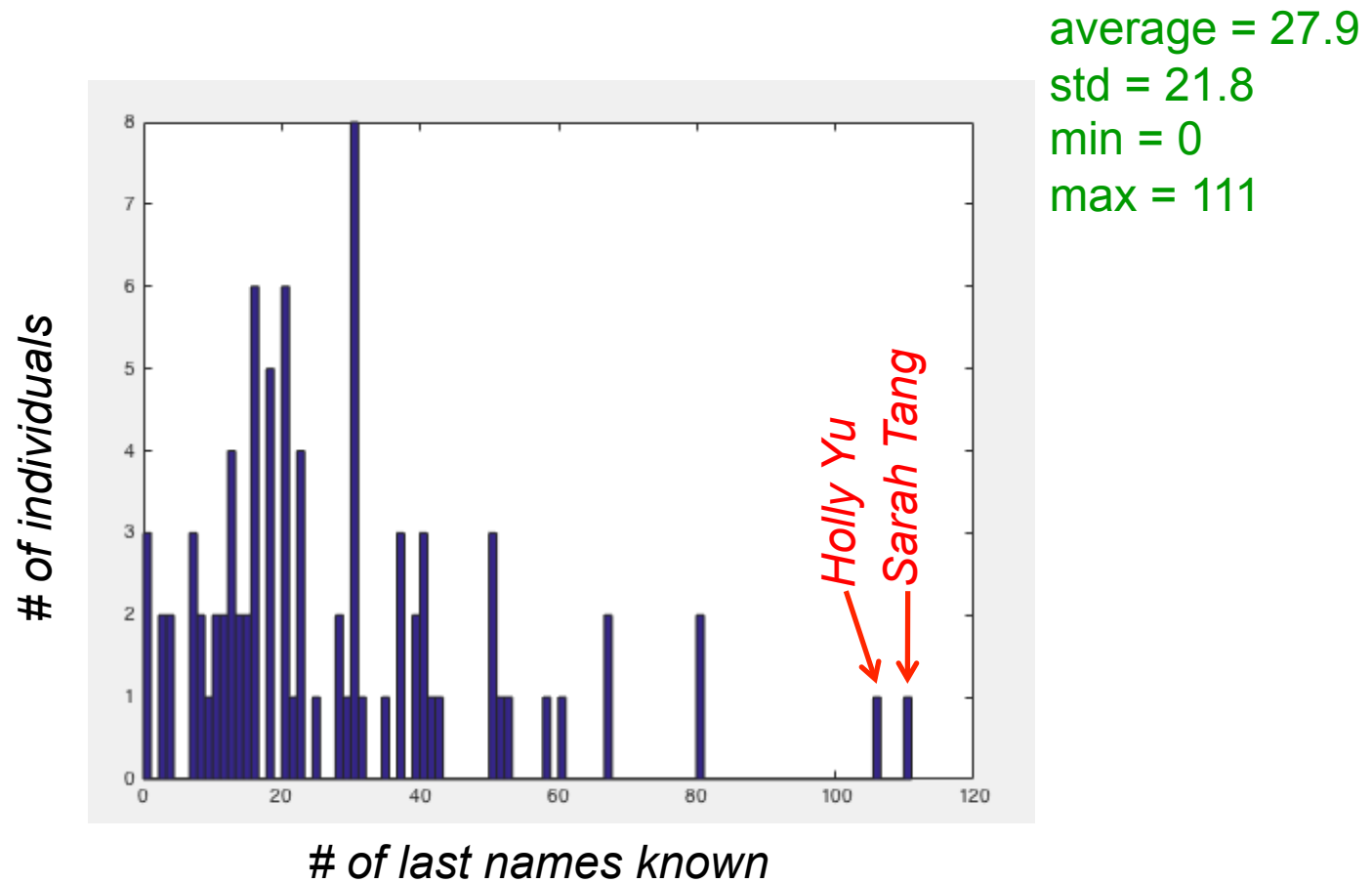


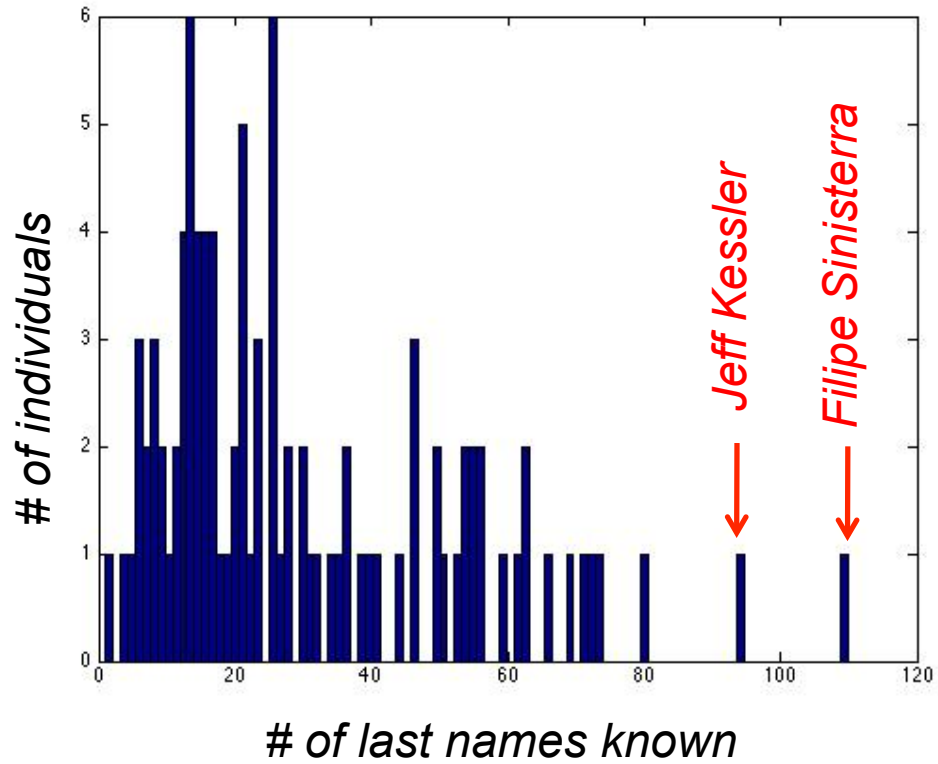


# Illustrating the Concepts

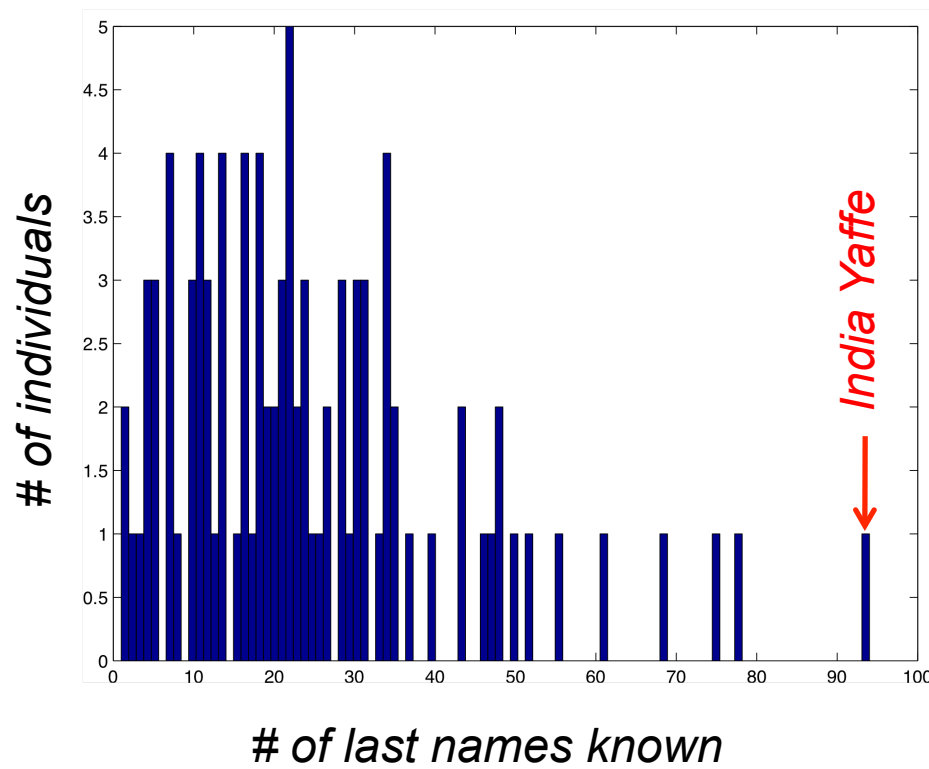
- Example: “real-world” acquaintanceship networks
  - vertices: people in the world
  - links: have met in person and know last names
  - hard to measure
  - let’s examine the results of our own *last-names exercise*

Algazi, Alvarez, Alpern, Ametrano, Andrews, Aran, Arnstein, Ashford, Bailey Ballout, Bamberger, Baptista, Barr, Barrows, Baskerville, Bassiri, Bell, Bokgese, Brandao, Bravo, Brooke, Brightman, Billy, Blau, Bohlen, Bohn, Borsuk, Brendle, Butler, Calle, Cantwell, Carrell, Chinlund, Cirker, Cohen, Collas, Couch, Callegher, Calcaterra, Cook, Carey, Cassell, Chen, Chung, Clarke, Cohn, Carton, Crowley, Curbelo, Dellamanna, Diaz, Dirar, Duncan, Dagostino, Delakas, Dillon, Donaghey, Daly, Dawson, Edery, Ellis, Elliott, Eastman, Easton, Famous, Fermin, Fialco, Finklestein, Farber, Falkin, Feinman, Friedman, Gardner, Gelpi, Glascock, Grandfield, Greenbaum Greenwood, Gruber, Garil, Goff, Gladwell, Greenup, Gannon, Ganshaw, Garcia, Gennis, Gerard, Gericke, Gilbert, Glassman, Glazer, Gomendio, Gonzalez, Greenstein, Guglielmo, Gurman, Haberkorn, Hoskins, Hussein, Hamm, Hardwick, Harrell, Hauptman, Hawkins, Henderson, Hayman, Hibara, Hehmann, Herbst, Hedges, Hogan, Hoffman, Horowitz, Hsu, Huber, Ikiz, Jaroschy, Johann, Jacobs, Jara, Johnson, Kassel, Keegan, Kuroda, Kavanau, Keller, Kevill, Kiew, Kimbrough, Kline, Kossoff, Kotzitzky, Kahn, Kiesler, Kosser, Korte, Leibowitz, Lin, Liu, Lowrance, Lundh, Laux, Leifer, Leung, Levine, Leiw, Lockwood, Logrono, Lohnes, Lowet, Laber, Leonardi, Marten, McLean, Michaels, Miranda, Moy, Marin, Muir, Murphy, Marodon, Matos, Mendoza, Muraki, Neck, Needham, Noboa, Null, O’Flynn, O’Neill, Orlowski, Perkins, Pieper, Pierre, Pons, Pruska, Paulino, Popper, Potter, Purpura, Palma, Perez, Portocarrero, Punwasi, Rader, Rankin, Ray, Reyes, Richardson, Ritter, Roos, Rose, Rosenfeld, Roth, Rutherford, Rustin, Ramos, Regan, Reisman, Renkert, Roberts, Rowan, Rene, Rosario, Rothbart, Saperstein, Schoenbrod, Schwed, Sears, Statosky, Sutphen, Sheehy, Silverton, Silverman, Silverstein, Sklar, Slotkin, Speros, Stollman, Sadowski, Schles, Shapiro, Sigdel, Snow, Spencer, Steinkol, Stewart, Stires, Stopnik, Stonehill, Tayss, Tilney, Temple, Torfield, Townsend, Trimpin, Turchin, Villa, Vasillov, Voda, Waring, Weber, Weinstein, Wang, Wegimont, Weed, Weishaus.

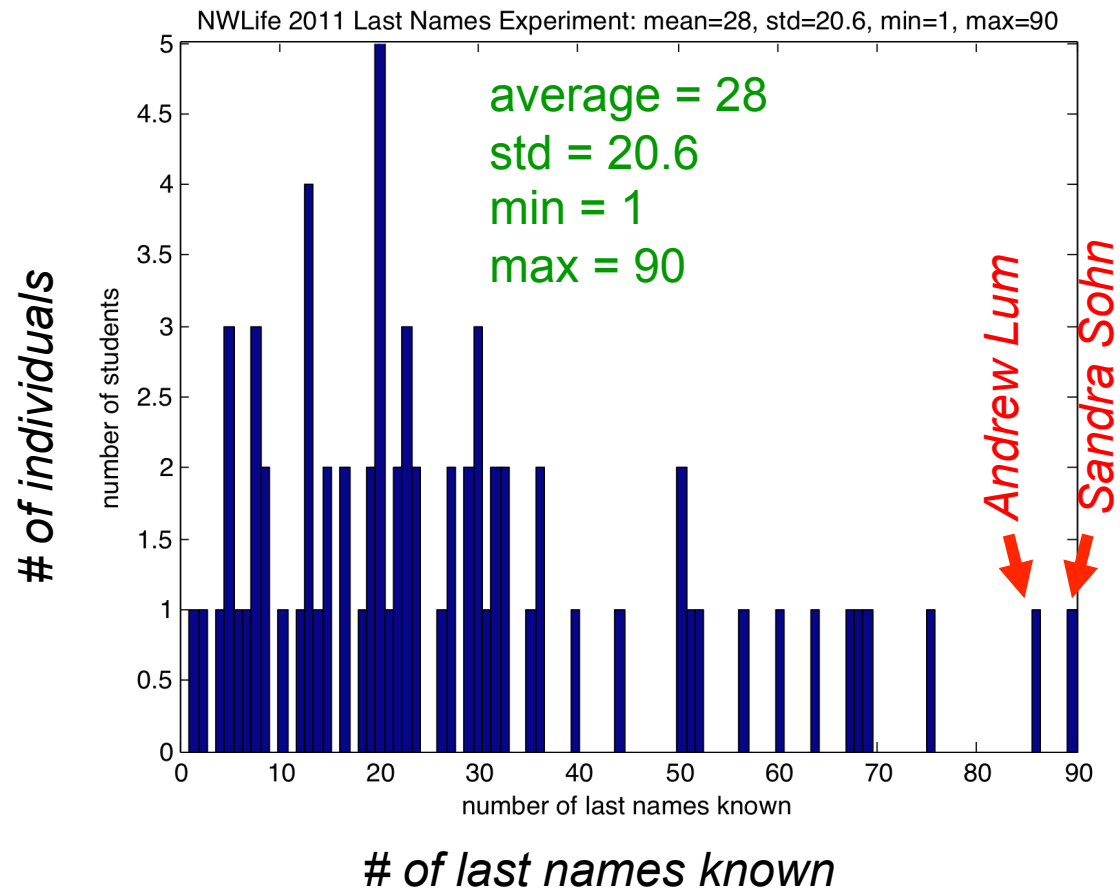


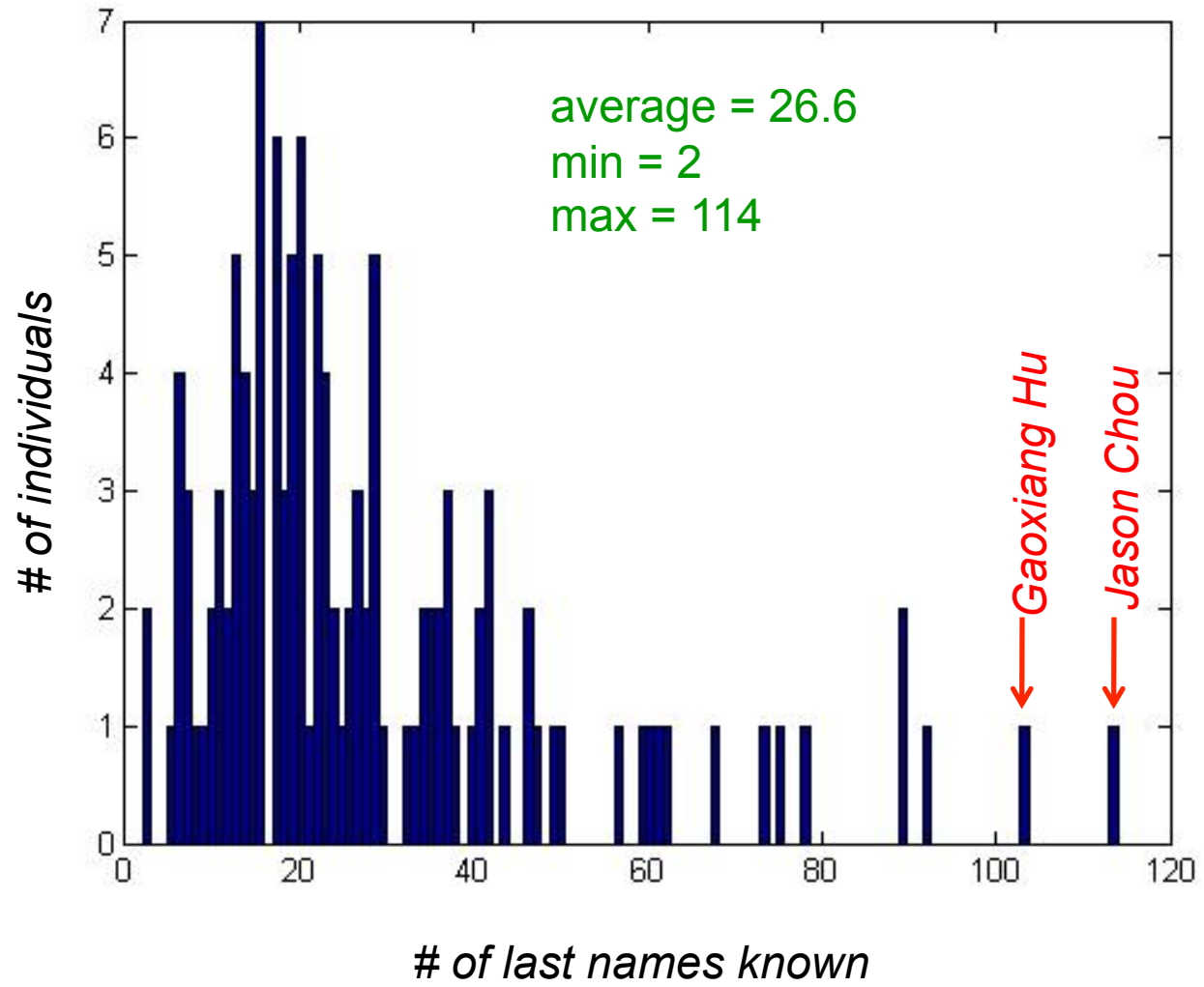


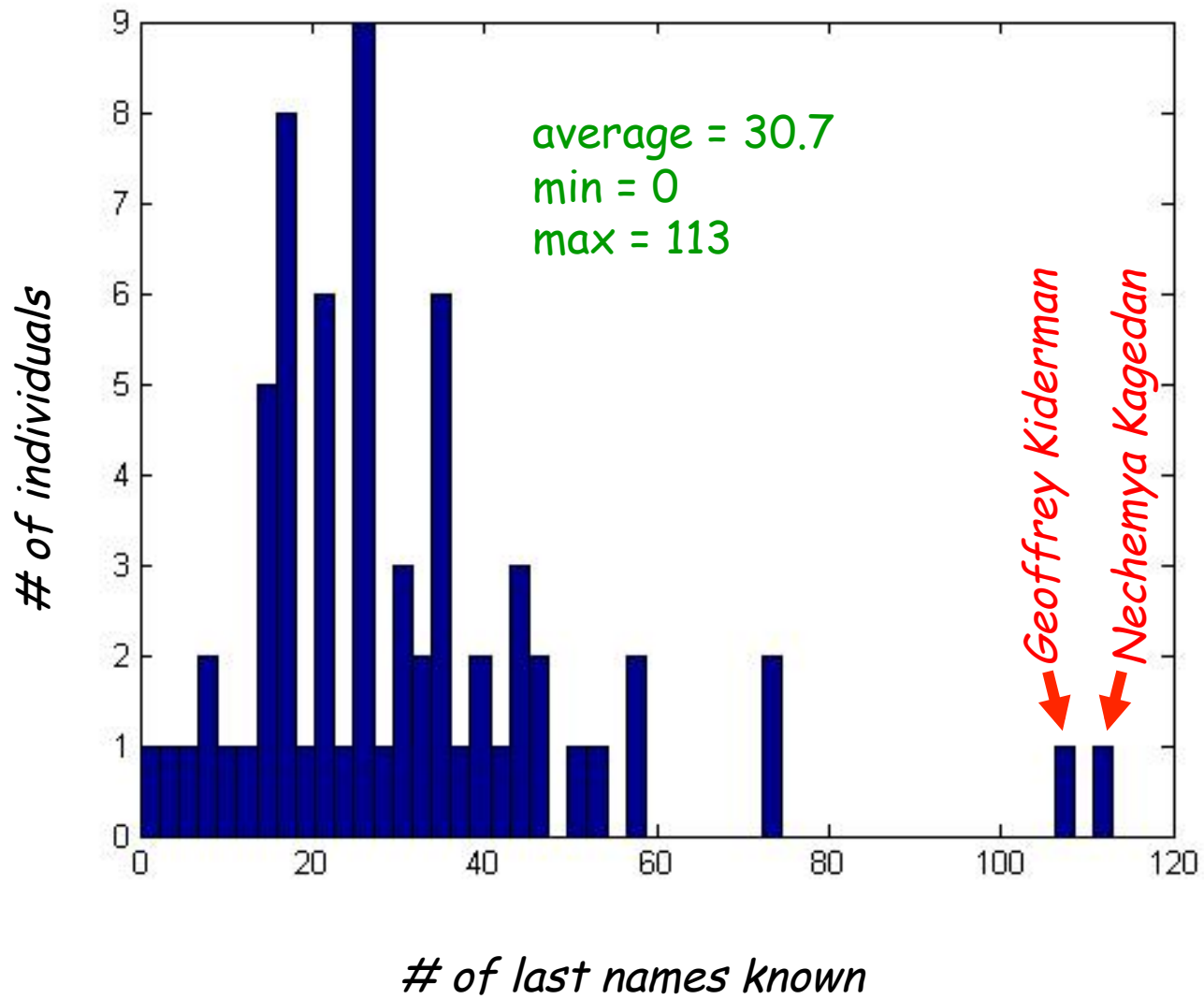
average = 30.2  
std = 22.1  
min = 1  
max = 110



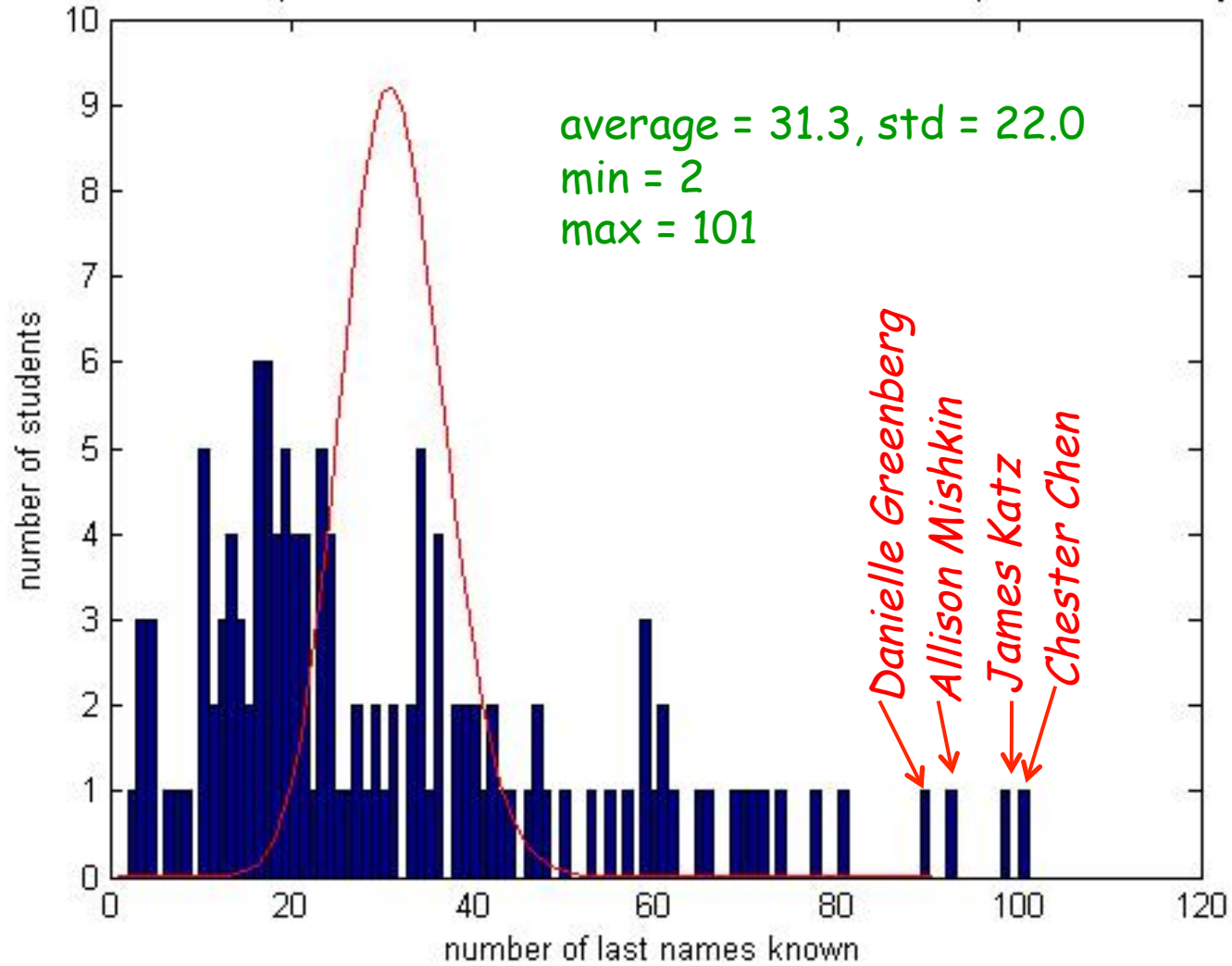
average = 24.6  
std = 17.7  
min = 1  
max = 94





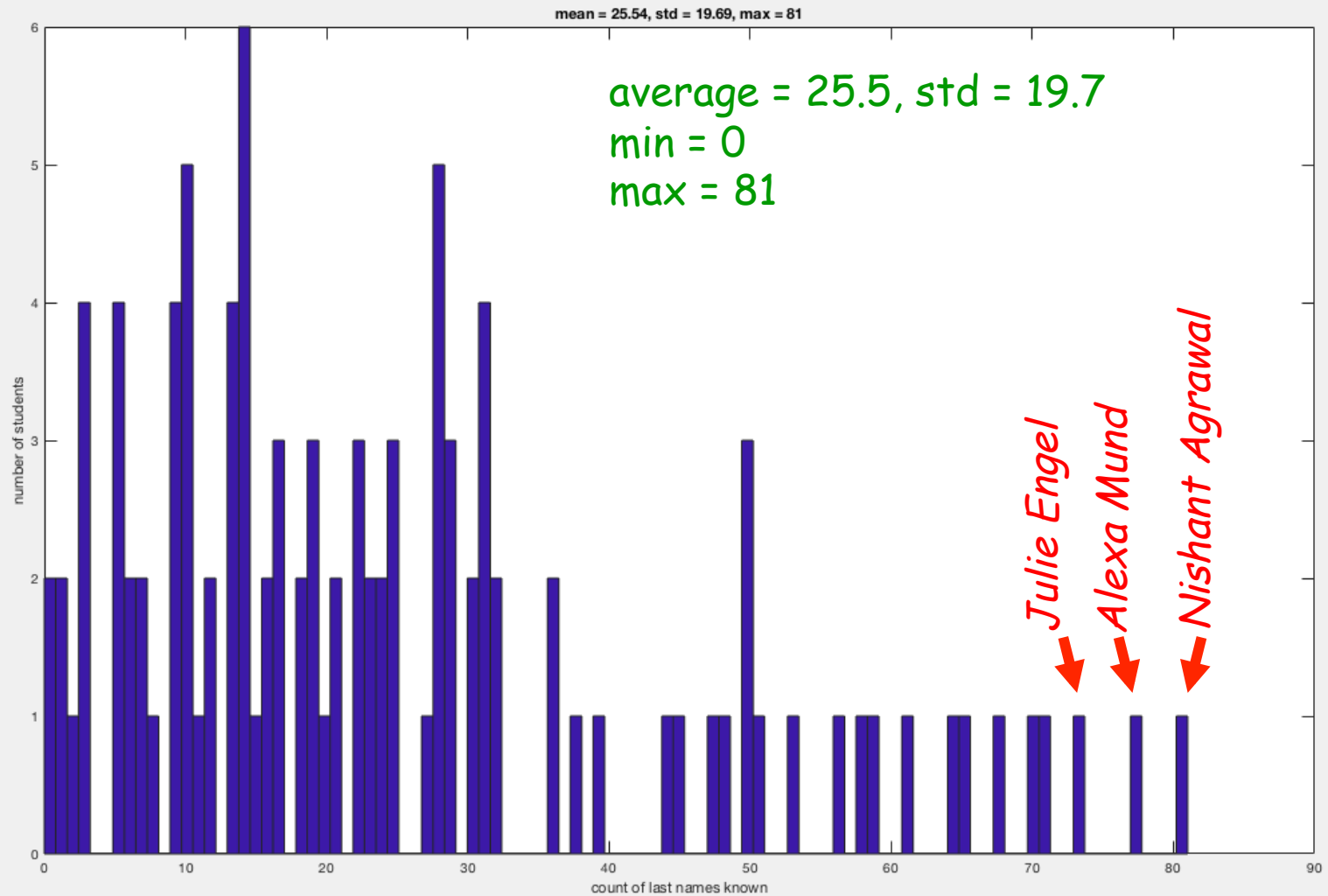


last names experiment, nwlife 2010; mean = 31.3, std = 22.0; poisson fit overlay





# 2017



# **Structure, Dynamics, and Formation**

# Network Structure (Statics)

- Emphasize purely *structural* properties
  - size, diameter, connectivity, degree distribution, etc.
  - may examine statistics across many networks
  - will also use the term *topology* to refer to structure
- Structure can reveal:
  - community
  - “important” vertices, centrality, etc.
  - robustness and vulnerabilities
  - can also impose *constraints* on dynamics
- Less emphasis on what actually occurs *on* network
  - web pages are linked... but people surf the web
  - buyers and sellers exchange goods and cash
  - friends are connected... but have specific interactions

# Network *Dynamics*

- Emphasis on what *happens* on networks
- Examples:
  - spread of disease/meme/fad in a social network
  - computation of a proper coloring
  - computation in the brain
  - spread of wealth in an economic network
- Statics and dynamics often closely linked
  - rate of disease spread (dynamic) depends critically on network connectivity (static)
  - distribution of wealth depends on network topology
- Dynamics of *transmission* most often studied
- What about dynamics with self-interest, deliberation, rationality?

# Network *Formation*

- Why does a particular structure emerge?
- Plausible processes for network formation?
- Generally interested in processes that are
  - decentralized
  - distributed
  - limited to local communication and interaction
  - “organic” and growing
  - consistent with (some) measurement
- The Internet versus traditional telephony