

Networked Games: Coloring, Consensus and Voting

Prof. Michael Kearns

Networked Life

NETS 112

Fall 2013

Experimental Agenda

- Human-subject experiments at the intersection of CS, economics, sociology, “network science”
- Subjects simultaneously participate in groups of ~ 36 people
- Subjects sit at networked workstations
- Each subject controls some simple property of a single vertex in some underlying network
- Subjects have only *local* views of the activity: state of their own and neighboring vertices
- Subjects have (real) financial incentive to solve their “piece” of a collective (global) task
- Simple example: graph coloring (social differentiation)
 - choose a color for your vertex from fixed set
 - paid iff your color differs from all neighbors when time expires
 - max welfare solutions = proper colorings
- Across many experiments, have deliberately varied *network structure* and *task/game*
 - networks: inspired by models from network science (small worlds, preferential attachment, etc.)
 - tasks: chosen for diversity (cooperative vs. competitive) and (centralized) computational difficulty
- Goals:
 - structure/tasks → performance/behavior
 - individual & collective modeling → prediction
 - computational and equilibrium theories

Experiments to Date

- **Graph Coloring**
 - **player controls:** color of vertex; number of choices = chromatic number **payoffs:** \$2 if different color from all neighbors, else 0 **max welfare states:** optimal colorings **centralized computation:** hard even if approximations are allowed
- **Consensus**
 - **player controls:** color of vertex from 9 choices **payoffs:** \$2 if same color as all neighbors, else 0 **max welfare states:** global consensus of color **centralized computation:** trivial
- **Independent Set**
 - **player controls:** decision to be a “King” or a “Pawn”; variant with King side payments allowed **payoffs:** \$1/minute for Solo King; \$0.50/minute for Pawn; 0 for Conflicted King; continuous accumulation **max welfare states:** maximum independent sets **centralized computation:** hard even if approximations are allowed
- **Exchange Economy**
 - **player controls:** limit orders offering to exchange goods **payoffs:** proportional to the amount of the other good obtained **max welfare states:** market clearing equilibrium **centralized computation:** at the limit of tractability (LP used as a subroutine)
- **Biased Voting**
 - **player controls:** choice of one of two colors **payoffs:** only under global agreement; different players prefer different colors **max welfare states:** all red and all blue **centralized computation:** trivial
- **Networked Bargaining**
 - **player controls:** offers on each edge to split a cash amount; may have hidden deal limits and “transaction costs” **payoffs:** on each edge, a bargaining game --- payoffs only if agreement **max welfare states:** all deals/edges closed **centralized computation:** nontrivial, possibly difficult
- **Voting with Network Formation**
 - **player controls:** edge purchases and choice of one of two colors **payoffs:** only under global agreement; different players prefer different colors **max welfare states:** ??? **centralized computation:** ???

Coloring and Consensus

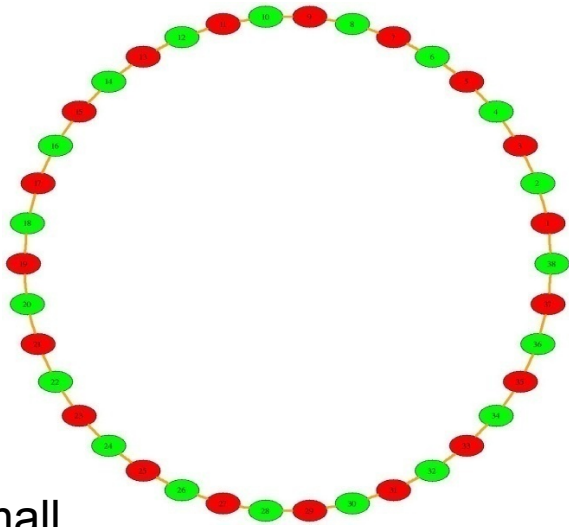
game progress: 80%
game status: ColoringGame in progress
elapsed time:
your current payoff: **\$2.00**
(payoff is \$2.00 if your color is DIFFERENT from all your neighbours, otherwise \$0.00)

```
graph TD; N1((+0)) --- N2((you)); N1 --- N3((+0)); N2 --- N4((+0)); N4 --- N5((+0));
```

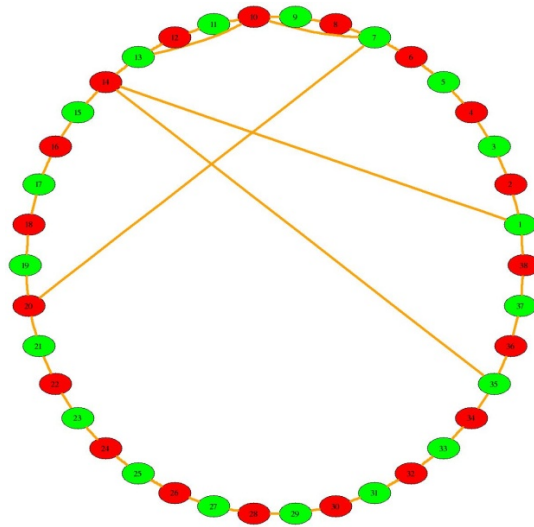
your color: yellow red green

“first neighborhood” view

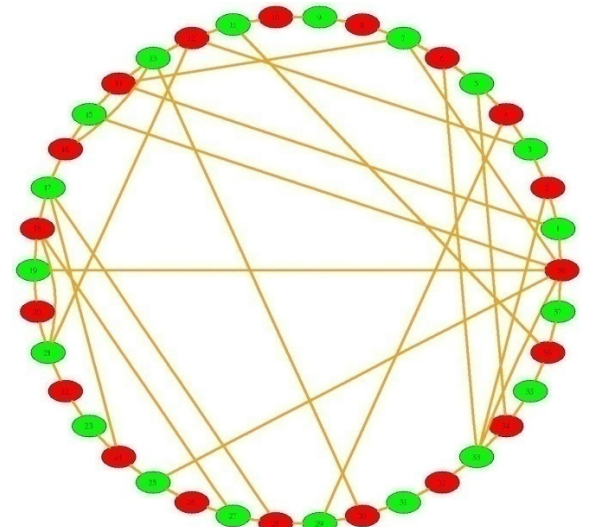
[\[demo\]](#)



Simple Cycle

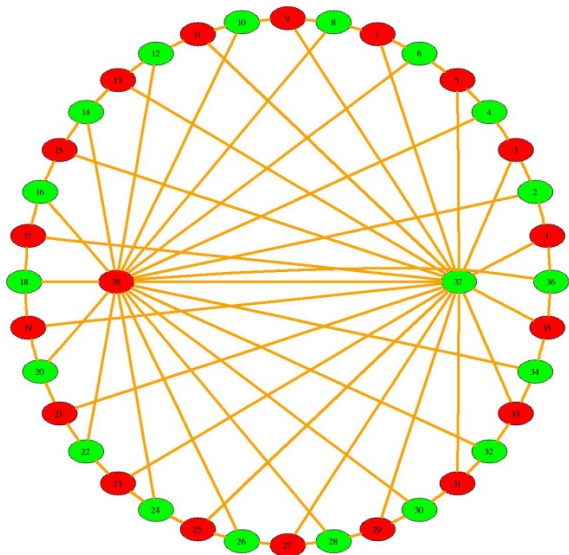


5-Chord Cycle

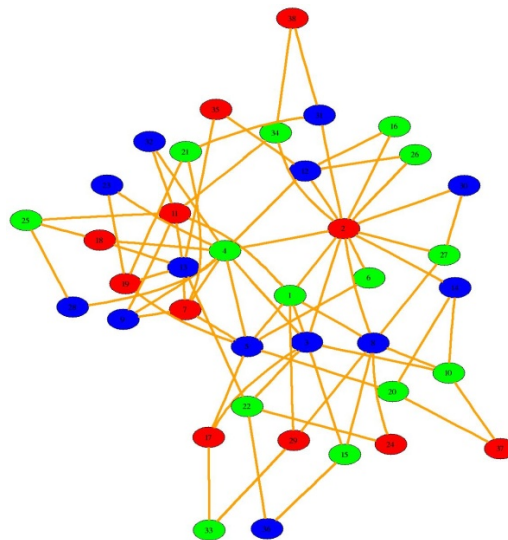


20-Chord Cycle

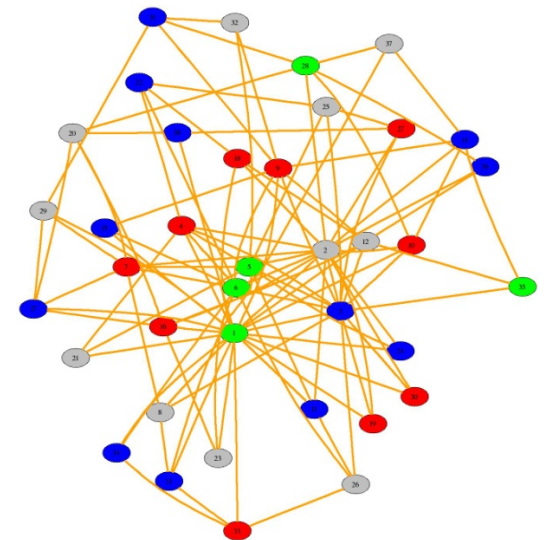
Small
Worlds
Family



Leader Cycle

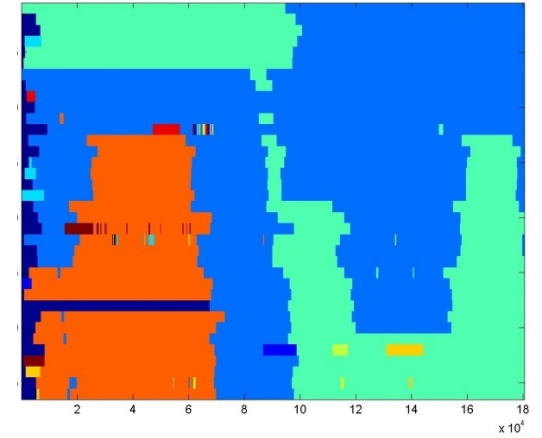
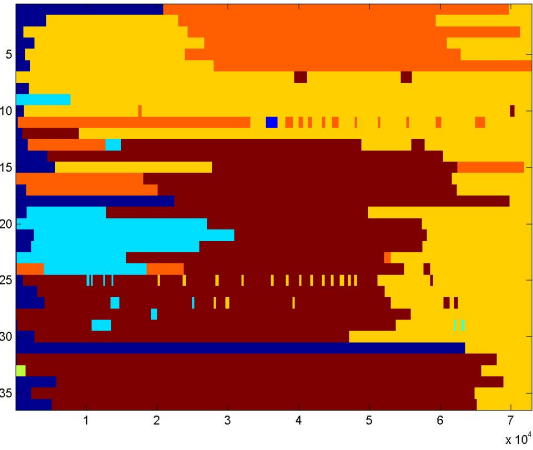
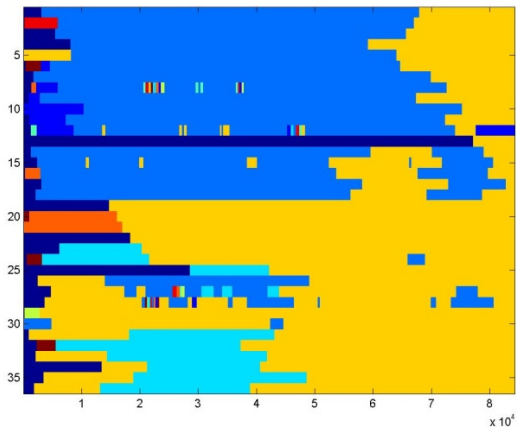
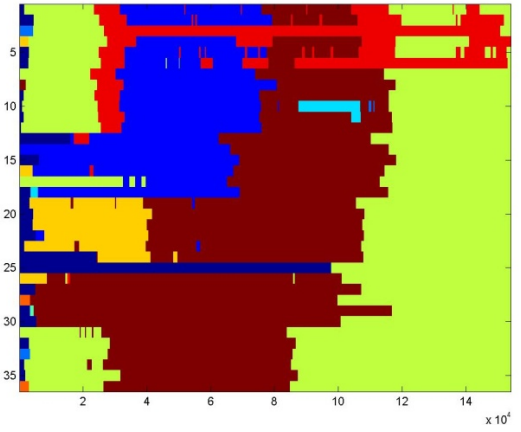
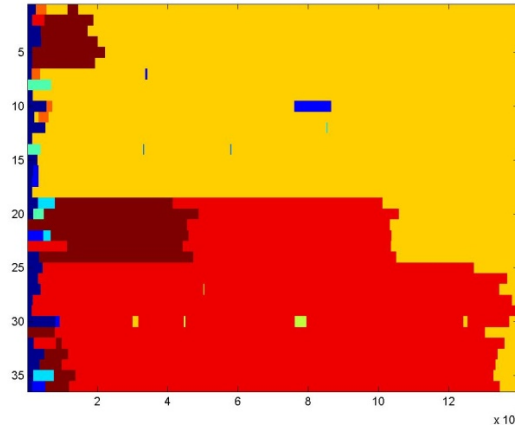
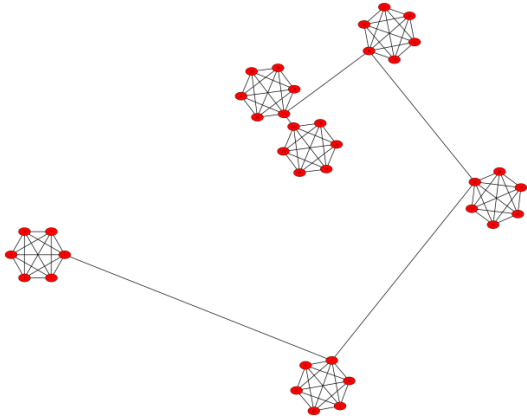


Preferential Attachment,
 $\nu = 2$



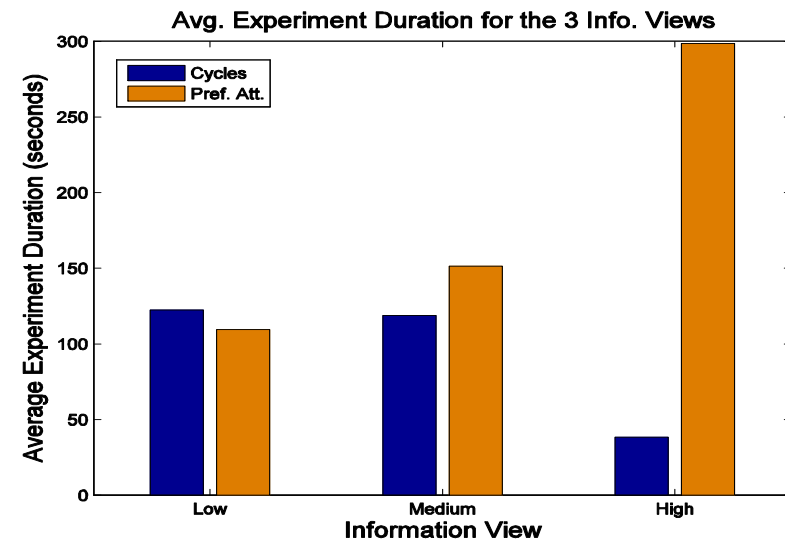
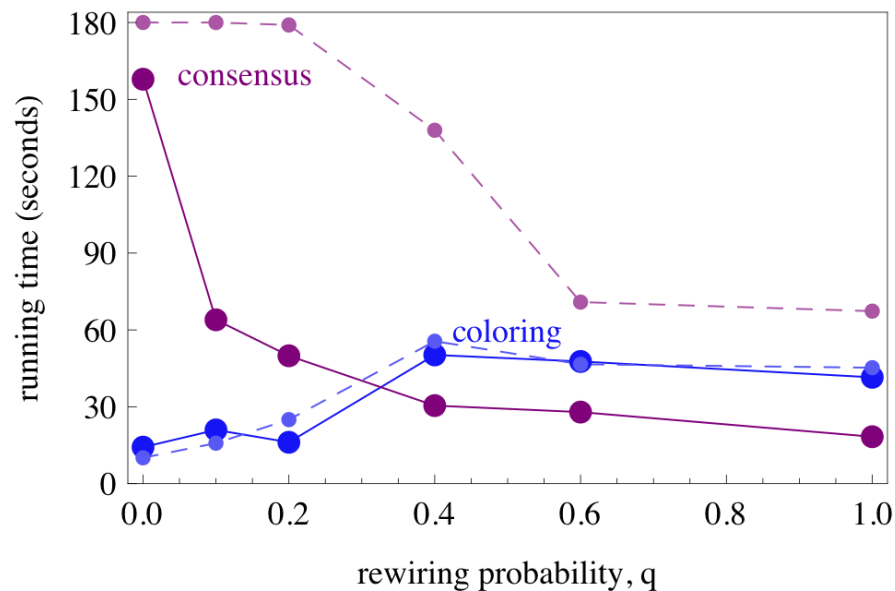
Preferential Attachment,
 $\nu = 3$

Art by Consensus



Sample Findings

- Generally strong collective performance
 - nearly all problems globally solved in a couple minutes or less
- Systematic effects of structure on performance and behavior:
 - *rewiring harms* coloring performance in “clique chain” family
 - *rewiring helps* consensus performance in clique chain family
- Preferential attachment much harder than small worlds for coloring
 - natural heuristics can give reverse order of difficulty
- Providing more global views of activity:
 - helps coloring performance in small world family
 - harms coloring performance in preferential attachment
- Coloring problems solved more rapidly than consensus
 - easier to get people to disagree than agree



Biased Voting in Networks

Biased Voting in Networks

- Cosmetically similar to consensus, with a crucial strategic difference
- Deliberately introduce a tension between:
 - individual preferences
 - desire for collective unity
- Only two color choices; challenge comes from competing incentives
- If everyone converges to same color, everyone gets some payoff
- But different players have different preferences
 - each player has payoffs for their preferred and non-preferred color
 - e.g. \$1.50 red/\$0.50 blue vs. \$0.50 red/\$1.50 blue
 - can have symmetric and asymmetric payoffs
- High-level experimental design:
 - choice of network structures
 - arrangement of types (red/blue prefs) & strengths of incentives
 - most interesting to coordinate network structure and types

Behavioural Network Science Games

http://kearnsgroup.cis.upenn.edu/BNS/games.php?playername=Zak+Xavier

travel JCR Portal ABN AMRO - ...al Banking BofA Penn.Pay Login BlueCross ACHE.org PPM Members Gmail Adventuring Abroad...

Democratic Primary Games

Zak Xavier

game progress: 67%

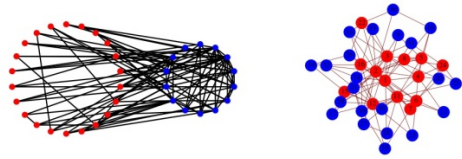
game status: Voter Game in progress

elapsed time:

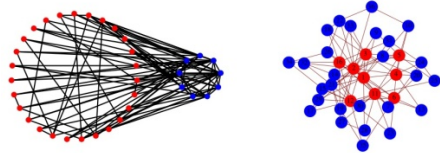
If unanimity is reached, your payoff will be
\$0.75 for red, \$1.25 for blue

your color: blue red

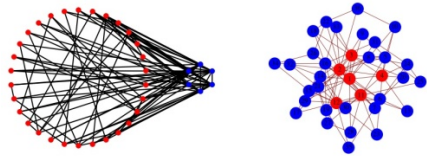
power22



power27



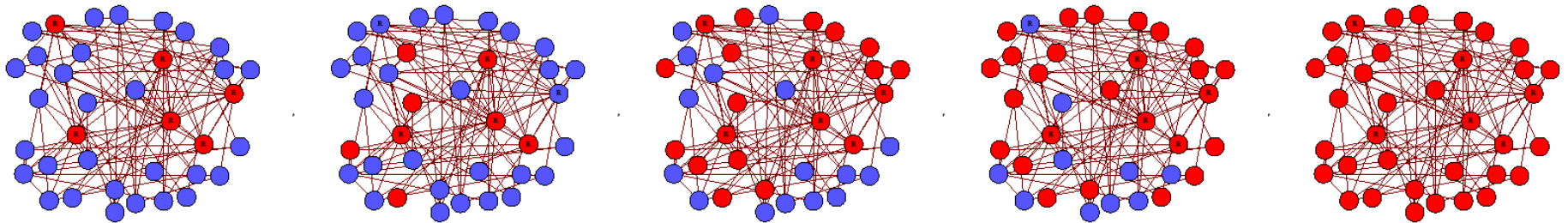
power30



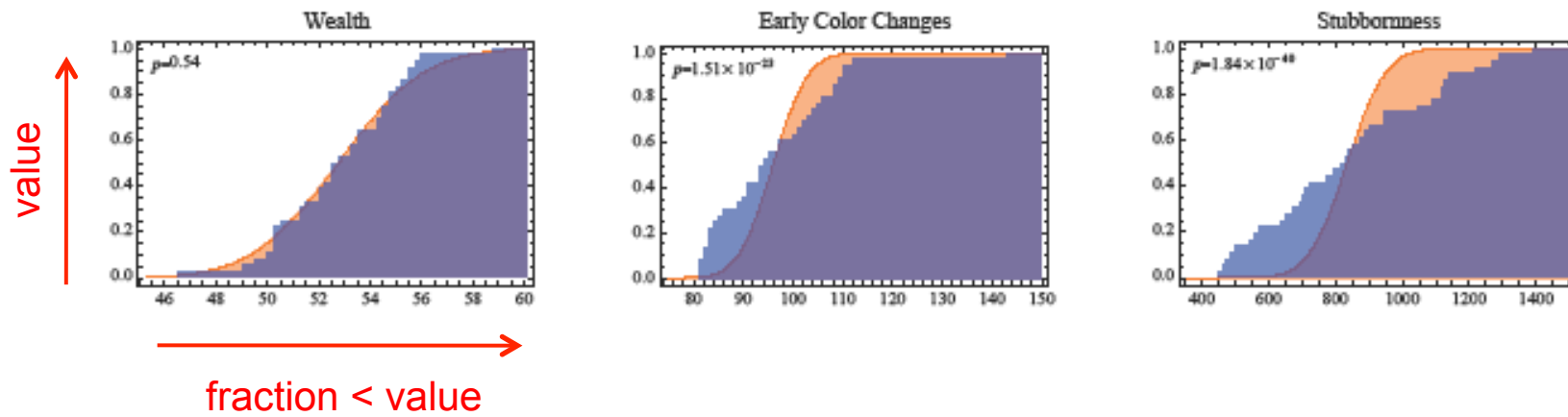
Minority Power: Preferential Attachment

Summary of Findings

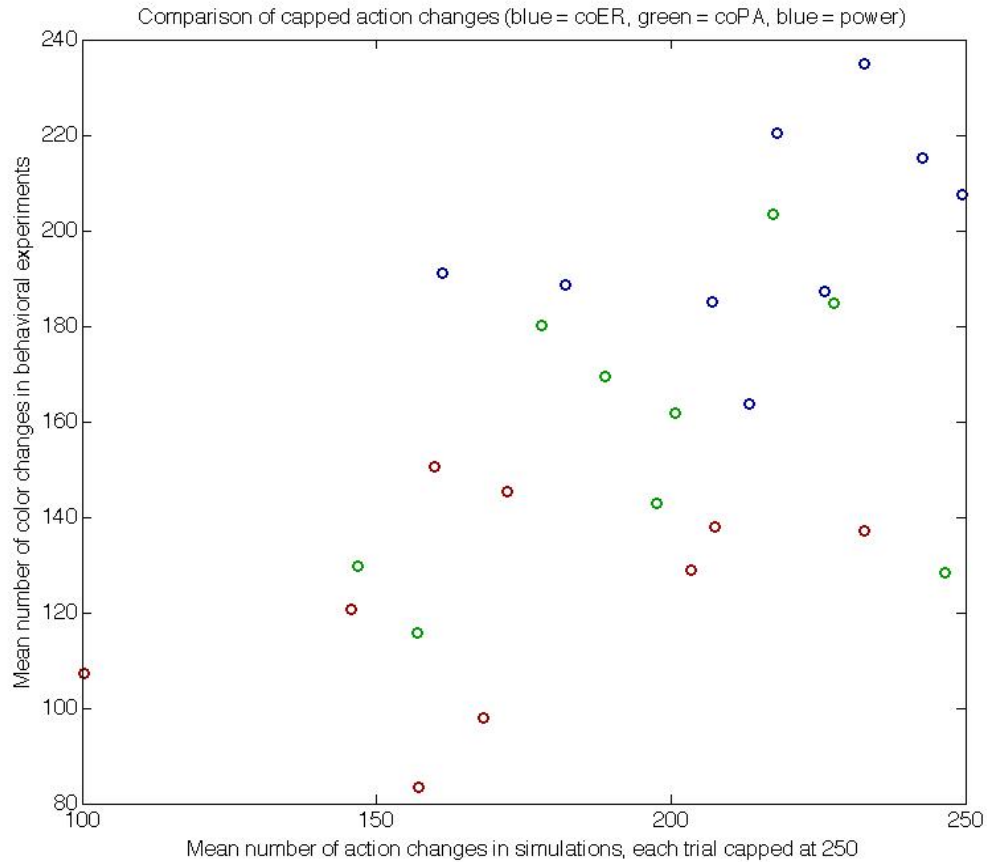
- 55/81 experiments reached global consensus in 1 minute allowed
 - mean of successful ~ 44s
- Effects of network structure:
 - Cohesion harder than Minority Power: 31/54 Cohesion, 24/27 Minority Power
 - all 24 successful Minority Powers converge to minority preference!
 - Cohesion P.A. (20/27) easier than Cohesion E-R
 - overall, P.A. easier than E-R (contrast w/coloring)
 - within Cohesion, increased inter-group communication helps
 - some notable exceptions...
- Effects of incentives:
 - asymmetric beats weak symmetric beats strong symmetric
 - the value of “extremists”



Effects of “Personality”



Behavioral Modeling



model: play color c with probability $\sim \text{payoff}(c) \times \text{fraction in neighborhood playing } c$

Lessons Learned, 2005-2011

- At least for $n=36$, human subjects remarkably good
 - diverse set of collective tasks
 - diverse set of network topologies
 - efficiency $\sim 90\%$ across all tasks/topologies
- Network structure matters; interaction with **task**
 - contrast with emphasis on topology alone
- Importance of subject variability and style/personality
- Most recently: **endogenized** creation of the network
 - network formation games
 - challenging computationally (best response) and analytically