
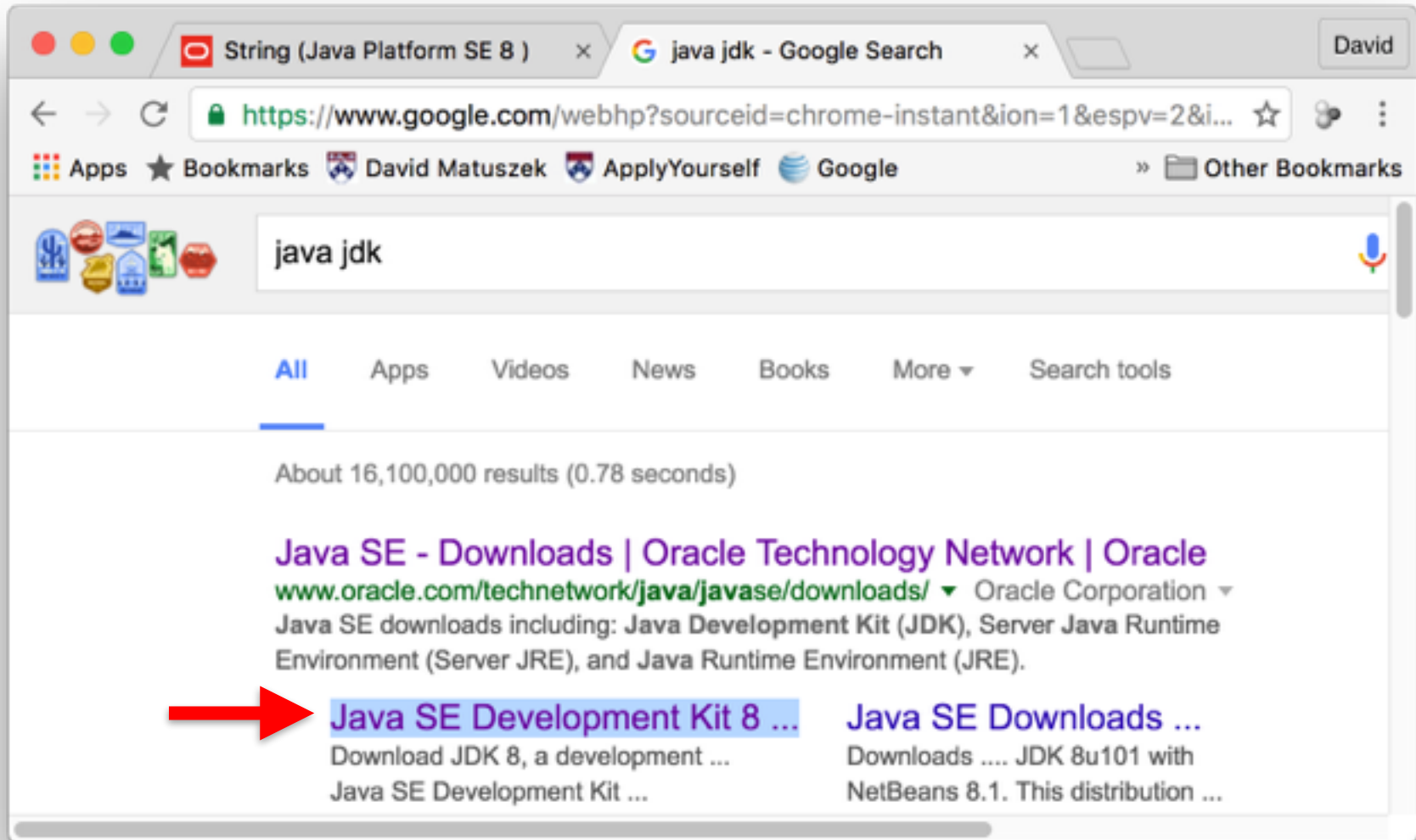


Installing Java and Eclipse



Google for “Java jdk”

- Be sure to get the Java Development Kit (JDK), which includes the Java runtime environment (JRE)



The screenshot shows a Chrome browser window with two tabs: 'String (Java Platform SE 8)' and 'java jdk - Google Search'. The address bar shows the URL 'https://www.google.com/webhp?sourceid=chrome-instant&ion=1&espv=2&i...'. The search bar contains the text 'java jdk'. Below the search bar, the search results are displayed. The first result is 'Java SE - Downloads | Oracle Technology Network | Oracle' with the URL 'www.oracle.com/technetwork/java/javase/downloads/'. The second result is 'Java SE Development Kit 8 ...' with the description 'Download JDK 8, a development ... Java SE Development Kit ...'. A red arrow points to this result. The third result is 'Java SE Downloads ...' with the description 'Downloads ... JDK 8u101 with NetBeans 8.1. This distribution ...'. The search results also show 'About 16,100,000 results (0.78 seconds)' and navigation options like 'All', 'Apps', 'Videos', 'News', 'Books', 'More', and 'Search tools'.

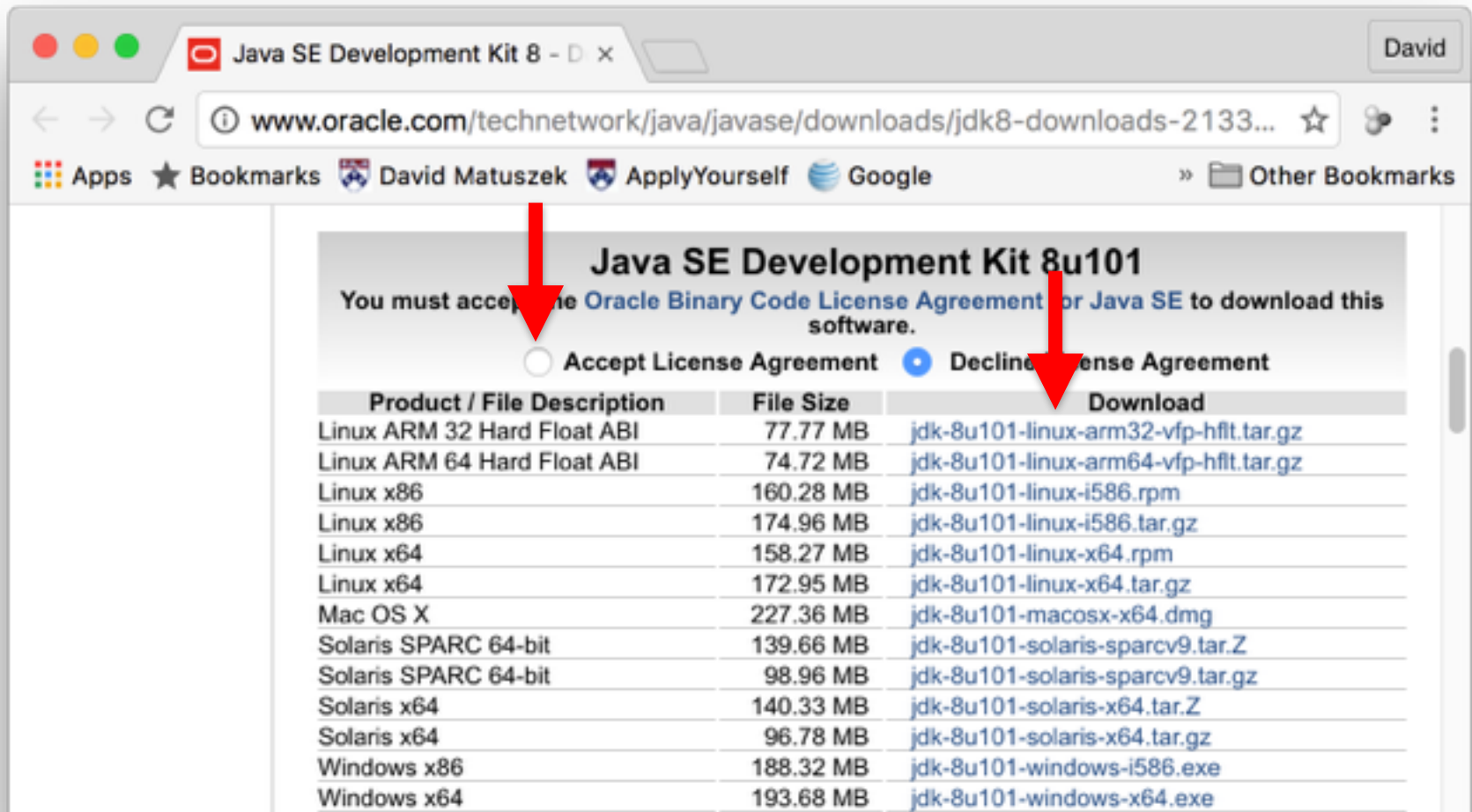
Get a Java SE download

The screenshot shows a web browser window with the following elements:

- Browser Tab:** Java SE Development Kit 8 - D x
- Address Bar:** www.oracle.com/technetwork/java/javase/downloads/jdk8-downloads-2133...
- Navigation:** Back, Forward, Refresh, Home, Search, and menu icons.
- Bookmarks:** Apps, Bookmarks, David Matuszek, ApplyYourself, Google, and Other Bookmarks.
- Oracle Logo:** A large red square with the word "ORACLE" in white.
- Navigation Links:** Sign In/Register, Help, Country, Communities, I am a..., I want to..., and a search box.
- Main Navigation:** Products, Solutions, Downloads, Store, Support, Training.
- Breadcrumbs:** Oracle Technology Network > Java > Java SE > Downloads.
- Left Sidebar:** A list of links: Java SE, Java EE, Java ME, Java SE Support, Java SE Advanced & Suite, Java Embedded, Java DB, and Web Tier.
- Content Area:**
 - Tabs:** Overview, Downloads (selected), Documentation, Community, Technologies, Training.
 - Section Header:** Java SE Development Kit 8 Downloads.
 - Text:** Thank you for downloading this release of the Java™ Platform, Standard Edition Development Kit (JDK™). The JDK is a development environment for building applications, applets, and using the Java programming language.
 - Text:** The JDK includes tools useful for developing and testing programs written in the Java programming language and running on the Java platform.

Install the JDK

- Scroll down to the correct version for your computer
- Accept the license agreement
- Install in the usual way for your computer




Java SE Development Kit 8u101

You must accept the [Oracle Binary Code License Agreement for Java SE](#) to download this software.

Accept License Agreement Decline License Agreement

Product / File Description	File Size	Download
Linux ARM 32 Hard Float ABI	77.77 MB	jdk-8u101-linux-arm32-vfp-hflt.tar.gz
Linux ARM 64 Hard Float ABI	74.72 MB	jdk-8u101-linux-arm64-vfp-hflt.tar.gz
Linux x86	160.28 MB	jdk-8u101-linux-i586.rpm
Linux x86	174.96 MB	jdk-8u101-linux-i586.tar.gz
Linux x64	158.27 MB	jdk-8u101-linux-x64.rpm
Linux x64	172.95 MB	jdk-8u101-linux-x64.tar.gz
Mac OS X	227.36 MB	jdk-8u101-macosx-x64.dmg
Solaris SPARC 64-bit	139.66 MB	jdk-8u101-solaris-sparcv9.tar.Z
Solaris SPARC 64-bit	98.96 MB	jdk-8u101-solaris-sparcv9.tar.gz
Solaris x64	140.33 MB	jdk-8u101-solaris-x64.tar.Z
Solaris x64	96.78 MB	jdk-8u101-solaris-x64.tar.gz
Windows x86	188.32 MB	jdk-8u101-windows-i586.exe
Windows x64	193.68 MB	jdk-8u101-windows-x64.exe

Download Eclipse



The image shows a browser window with the URL <https://eclipse.org>. The browser's address bar and tabs are visible at the top. The main content area features the Eclipse logo and the word "eclipse" in a dark blue font. Below this, there is a large, colorful, abstract graphic with the word "neon" in a glowing, neon-style font. A purple button labeled "DOWNLOAD" is positioned below the "neon" text. A white arrow points from the "DOWNLOAD" button to the text "Other Package Downloads". At the bottom of the page, there is a link that says "Click here to continue to eclipse.org".

Eclipse Neon

<https://eclipse.org>

Apps Bookmarks David Matuszek ApplyYourself Google Google News Other Bookmarks

Create account Log in

eclipse


neon

DOWNLOAD

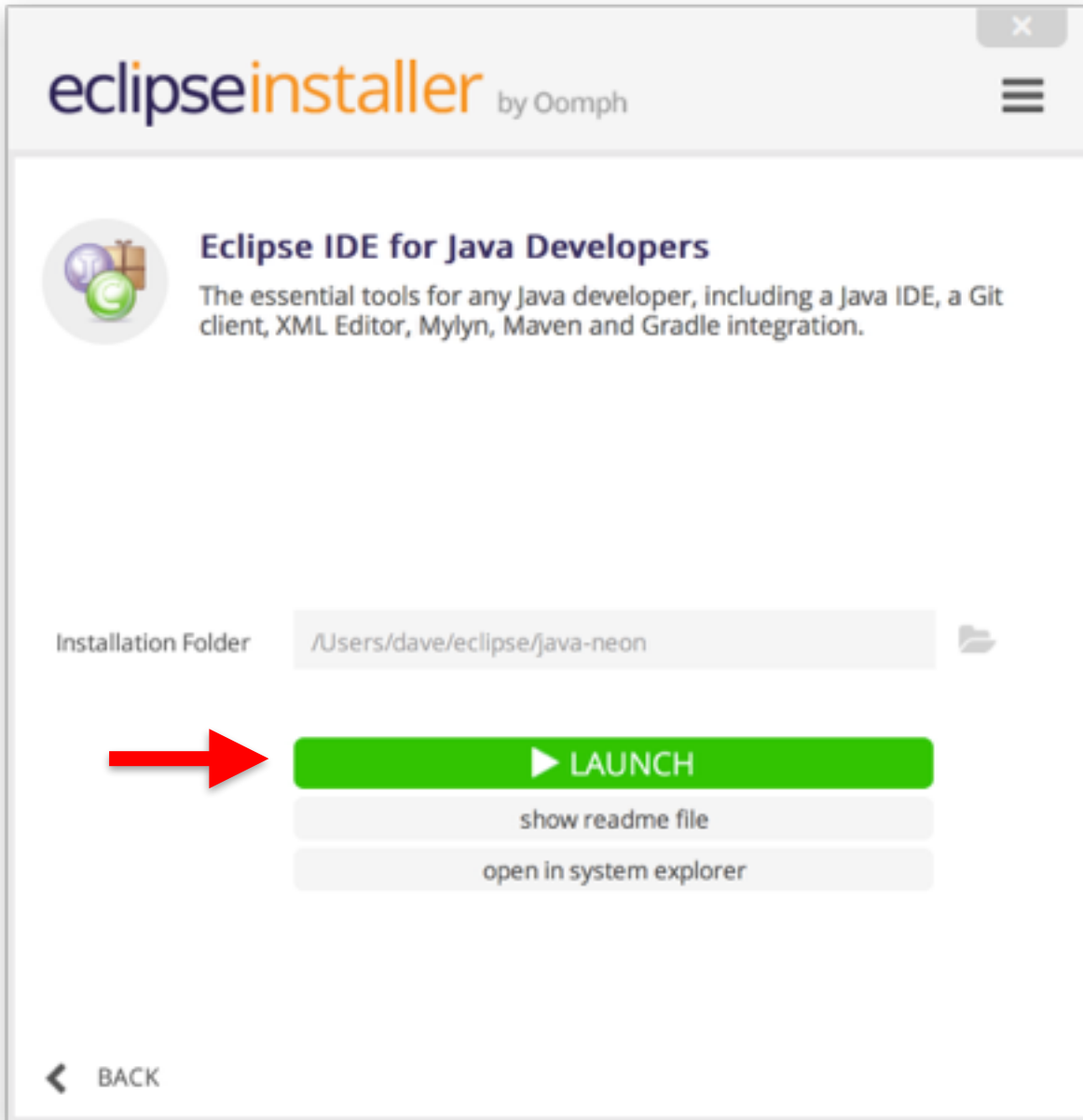
Other Package Downloads

Click here to continue to eclipse.org

Unpack and run the installer



Launch Eclipse






Install Eclipse

- You may have to set the class path; to do this, google “set java class path”
- Installation details vary from one system to another, but these instructions should be enough to get you started
- These slides show jdk-8u101 and Eclipse Neon (next version will be something beginning with ‘O’), but get the newest version available

- Happy programming!



The End