

# Identity and search in social networks

Duncan J. Watts,<sup>1,2,3,\*</sup> Peter Sheridan Dodds,<sup>2,†</sup> and M. E. J. Newman<sup>3,‡</sup>

<sup>1</sup> Department of Sociology, Columbia University, New York, NY 10027.

<sup>2</sup> Columbia Earth Institute, Columbia University, New York, NY 10027.

<sup>3</sup> Santa Fe Institute, 1399 Hyde Park Road, Santa Fe, NM 87501

(Dated: January 13, 2006)

Social networks have the surprising property of being “searchable”: ordinary people are capable of directing messages through their network of acquaintances to reach a specific but distant target person in only a few steps. We present a model that offers an explanation of social network searchability in terms of recognizable personal identities defined along a number of social dimensions. Our model defines a class of searchable networks and a method for searching them that may be applicable to many network search problems including the location of data files in peer-to-peer networks, pages on the World Wide Web, and information in distributed databases.

In the late 1960’s, Travers and Milgram [1] conducted an experiment in which randomly selected individuals in Boston, Massachusetts, and Omaha, Nebraska, were asked to direct letters to a target person in Boston, each forwarding his or her letter to a single acquaintance whom they judged to be closer than themselves to the target. Subsequent recipients did the same. The average length of the resulting acquaintance chains for the letters that eventually reached the target (roughly 20%) was approximately six. This reveals not only that short paths exist [2, 3] between individuals in a large social network but that ordinary people can find these short paths [4]. This is not a trivial statement, since people rarely have more than local knowledge about the network. People know who their friends are. They may also know who some of their friends’ friends are. But no one knows the identities of the entire chain of individuals between themselves and an arbitrary target.

The property of being able to find a target quickly, which we call searchability, has been shown to exist in certain specific classes of networks that either possess a certain fraction of hubs (highly connected nodes which, once reached, can distribute messages to all parts of the network [5, 6, 7]) or are built upon an underlying geometric lattice which acts as a proxy for “social space” [4]. Neither of these network types, however, is a satisfactory model of society.

In this paper, we present a model for a social network that is based upon plausible social structures and offers an explanation for the phenomenon of searchability. Our model follows naturally from six contentions about social networks.

1. Individuals in social networks are endowed not only with network ties, but identities [8]: sets of characteristics which they attribute to themselves and others by virtue of their association with, and participation in, social groups [9, 10]. The term group refers to any col-

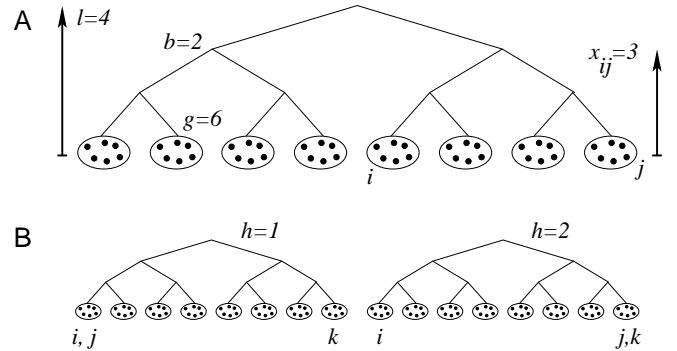


FIG. 1: (A) Individuals (dots) belong to groups (ellipses) which in turn belong to groups of groups and so on giving rise to a hierarchical categorization scheme. In this example, groups are composed of  $g = 6$  individuals and the hierarchy has  $l = 4$  levels with a branching ratio of  $b = 2$ . Individuals in the same group are considered to be a distance  $x = 1$  apart and the maximum separation of two individuals is  $x = l$ . The example individuals  $i$  and  $j$  belong to a category two levels above that of their respective groups and the distance between them is  $x_{ij} = 3$ . Individuals each have  $z$  friends in the model and are more likely to be connected with each other the closer their groups are. (B) The complete model has many hierarchies indexed by  $h = 1 \dots H$ , and the combined social distance  $y_{ij}$  between nodes  $i$  and  $j$  is taken to be the minimum ultrametric distance over all hierarchies  $y_{ij} = \min_h x_{ij}^h$ . The simple example shown here for  $H = 2$  demonstrates that social distance can violate the triangle inequality:  $y_{ij} = 1$  since  $i$  and  $j$  belong to the same group under the first hierarchy and similarly  $y_{jk} = 1$  but  $i$  and  $k$  remain distant in both hierarchies giving  $y_{ik} = 4 > y_{ij} + y_{jk} = 2$ .

lection of individuals with which some well-defined set of social characteristics is associated.

2. Individuals break down, or cluster, the world hierarchically into a series of layers, where the top layer accounts for the entire world and each successively deeper layer represents a cognitive division into a greater number of increasingly specific groups. In principle, this process of distinction by division can be pursued all the way down to the level of individuals, at which point each person is

\*Electronic address: djw24@columbia.edu

†Electronic address: p.s.dodds@columbia.edu

‡Electronic address: mark@santafe.edu

uniquely associated with his or her own group. For purposes of identification, however, people do not typically do this, instead terminating the process at the level where the corresponding group size  $g$  becomes cognitively manageable. Academic departments, for example, are sometimes small enough to function as a single group, but tend to split into specialized sub-groups as they grow larger. A reasonable upper bound on group size [9] is  $g \simeq 100$ , a number which we incorporate into our model (Fig. 1A). We define the similarity  $x_{ij}$  between individuals  $i$  and  $j$  as the height of their lowest common ancestor level in the resulting hierarchy, setting  $x_{ij} = 1$  if  $i$  and  $j$  belong to the same group. The hierarchy is fully characterized by depth  $l$  and constant branching ratio  $b$ . The hierarchy is a purely cognitive construct for measuring social distance and not an actual network. The real network of social connections is constructed as follows.

**3.** Group membership, in addition to defining individual identity, is a primary basis for social interaction [10, 11], and therefore acquaintanceship. As such, the probability of acquaintance between individuals  $i$  and  $j$  decreases with decreasing similarity of the groups to which they respectively belong. We model this by choosing an individual  $i$  at random and a link distance  $x$  with probability  $p(x) = c \exp\{-\alpha x\}$ , where  $\alpha$  is a tunable parameter, and  $c$  is a normalizing constant. We then choose a second node  $j$  uniformly among all nodes that are distance  $x$  from  $i$ , repeating this process until we have constructed a network in which individuals have an average number of friends  $z$ . The parameter  $\alpha$  is therefore a measure of homophily—the tendency of like to associate with like. When  $e^{-\alpha} \ll 1$ , all links will be as short as possible, and individuals will only connect to those most similar to themselves (i.e., members of their own bottom-level group), yielding a completely homophilous world of isolated cliques. By contrast, when  $e^{-\alpha} = b$ , any individual is equally likely to interact with any other, yielding a uniform random graph [12] in which the notion of individual similarity or dissimilarity has become irrelevant.

**4.** Individuals hierarchically cluster the social world in more than one way (for example, by geography and by occupation). We assume that these categories are independent, in the sense that proximity in one does not imply proximity in another. For example, two people may live in the same town but not share the same profession. In our model, we represent each such social dimension by an independently partitioned hierarchy. A node’s identity is then defined as an  $H$ -dimensional coordinate vector  $\vec{v}_i$ , where  $v_i^h$  is the position of node  $i$  in the  $h$ th hierarchy, or dimension. Each node  $i$  is randomly assigned a coordinate in each of  $H$  dimensions, and is then allocated neighbors (friends) as described above, where now it randomly chooses a dimension  $h$  (e.g. occupation) to use for each tie. When  $H = 1$  and  $e^{-\alpha} \ll 1$ , the density of network ties must obey the constraint  $z < g$ .

**5.** Based on their perceived similarity with other nodes, individuals construct a measure of “social dis-

tance”  $y_{ij}$ , which we define as the minimum ultrametric distance over all dimensions between two nodes  $i$  and  $j$ ; i.e.,  $y_{ij} = \min_h x_{ij}^h$ . This minimum metric captures the intuitive notion that closeness in only a single dimension is sufficient to connote affiliation (for example, geographically and ethnically distant researchers who collaborate on the same project). A consequence of this minimal metric, depicted in Fig. 1B, is that social distance violates the triangle inequality—hence it is not a true metric distance—because individuals  $i$  and  $j$  can be close in dimension  $h_1$ , and individuals  $j$  and  $k$  can be close in dimension  $h_2$ , yet  $i$  and  $k$  can be far apart in both dimensions.

**6.** Individuals forward a message to a single neighbor given only local information about the network. Here, we suppose that each node  $i$  knows only its own coordinate vector  $\vec{v}_i$ , the coordinate vectors  $\vec{v}_j$  of its immediate network neighbors, and the coordinate vector of a given target individual  $\vec{v}_t$ , but is otherwise ignorant of the identities or network ties of nodes beyond its immediate circle of acquaintances.

Individuals therefore have two kinds of partial information: social distance, which can be measured globally but which is not a true distance and hence can yield misleading estimates; and network paths, which generate true distances but which are known only locally. Although neither kind of information alone is sufficient to perform efficient searches, here we show that a simple algorithm that combines knowledge of network ties and social identity can succeed in directing messages with efficiency. The algorithm we implement is the same greedy algorithm Milgram suggested: each member  $i$  of a message chain forwards the message to its neighbor  $j$  who is perceived to be closer to the target  $t$  in terms of social distance; that is,  $y_{jt}$  is minimized over all  $j$  in  $i$ ’s network neighborhood.

Our principal objective is to determine the conditions under which the average length  $\langle L \rangle$  of a message chain connecting a randomly selected sender  $s$  to a random target  $t$  is small. Although the term small has recently been taken to mean that  $\langle L \rangle$  grows slowly with the population size  $N$  [13, 14], Travers and Milgram found only that chain lengths were short. Furthermore, these message chains had to be short in an absolute sense because at each step, they were observed to terminate with probability  $p \simeq 0.25$  [1, 15]. We therefore adopt a more realistic, functional notion of efficient search, defining for a given message failure probability  $p$ , a *searchable network* as any network for which  $q$ , the probability of an arbitrary message chain reaching its target, is at least a fixed value  $r$ . In terms of chain length, we formally require  $q = \langle (1-p)^L \rangle \geq r$ , and from this we can obtain an estimate of the maximum required  $\langle L \rangle$  using the approximated inequality  $\langle L \rangle \leq \ln r / \ln(1-p)$ . For the purposes of this paper, we set  $r = 0.05$  and  $p = 0.25$  giving the stringent requirement that  $\langle L \rangle \leq 10.4$  independent of the population size  $N$ . Fig. 2A presents a typical phase diagram in  $H$  and  $\alpha$  outlining the searchable network region

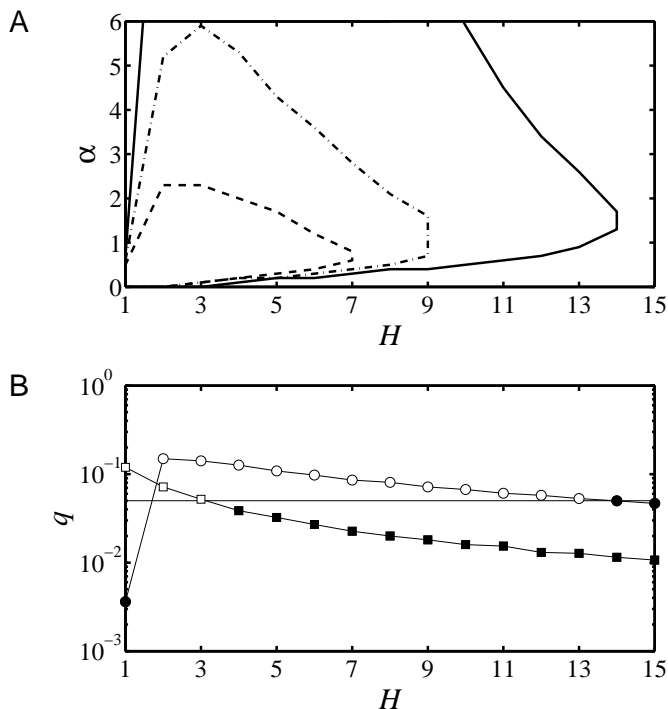


FIG. 2: **(A)** Regions in  $H$ - $\alpha$  space where searchable networks exist for varying numbers of individual nodes  $N$  (probability of message failure  $p = 0.25$ , branching ratio  $b = 2$ , group size  $g = 100$ , average degree  $z = g - 1 = 99$ ,  $10^5$  chains sampled per network). The searchability criterion is that the probability of message completion  $q$  must be at least  $r = 0.05$ . The lines correspond to boundaries of the searchable network region for  $N = 102400$  (solid),  $N = 204800$  (dot-dash), and  $N = 409600$  (dash). The region of searchable networks shrinks with  $N$ , vanishing at a finite value of  $N$  which depends on the model parameters. Note that  $z < g$  is required to explore  $H$ - $\alpha$  space since for  $H = 1$  and  $\alpha$  sufficiently large, an individual's neighbors must all be contained within their sole local group. **(B)** Probability of message completion  $q(H)$  when  $\alpha = 0$  (squares) and  $\alpha = 2$  (circles) for the  $N = 102400$  data set used in **a**. The horizontal line shows the position of the threshold  $r = 0.05$ . Open symbols indicate the network is searchable ( $q \geq r$ ) and closed symbols mean otherwise. For  $\alpha = 0$ , searchability degrades with each additional hierarchy. For the homophilous case of  $\alpha = 2$  with a single hierarchy, less than one percent of all searches find their target ( $q \simeq 0.004$ ). Adding just one other hierarchy increases the success rate to  $q \simeq 0.144$  and  $q$  slowly decreases with  $H$  thereafter.

for several choices of  $N$ ,  $g = 100$ , and  $z = g - 1 = 99$ .

Our main result is that searchable networks occupy a broad region of parameter space ( $\alpha, H$ ) which, as we argue below, corresponds to choices of the model parameters that are the most sociologically plausible. Hence our model suggests that searchability is a generic property of real-world social networks. We support this claim with some further observations, and demonstrate that our model can account for Milgram's experimental find-

ings.

First, we observe that almost all searchable networks display  $\alpha > 0$  and  $H > 1$ , consistent with the notion that individuals are essentially homophilous (that is, they associate preferentially with like individuals), but judge similarity along more than one social dimension. Neither the precise degree to which they are homophilous, nor the exact number of dimensions they choose to use, appear to be important—almost any reasonable choice will do. The best performance, over the largest interval of  $\alpha$ , is achieved for  $H = 2$  or  $3$ —an interesting result in light of empirical evidence [16] that individuals across different cultures in small-world experiments typically utilize two or three dimensions when forwarding a message.

Second, as Fig. 2B shows, while increasing the number of independent dimensions from  $H = 1$  yields a dramatic reduction in delivery time for values of  $\alpha > 0$ , this improvement is gradually lost as  $H$  is increased further. Hence the window of searchable networks in Fig. 2A exhibits an upper boundary in  $H$ . Because ties associated with any one dimension are allocated independently with respect to ties in any other dimension, and because for fixed average degree  $z$ , larger  $H$  necessarily implies fewer ties per dimension, the network ties become less correlated as  $H$  increases. In the limit of large  $H$ , the network becomes essentially a random graph (regardless of  $\alpha$ ) and the search algorithm becomes a random walk. Effective decentralized search therefore requires a balance (albeit a highly forgiving one) of categorical flexibility and constraint.

Finally, by introducing parameter choices that are consistent with Milgram's experiment ( $N = 10^8$ ,  $p = 0.25$ ) [1], as well as with subsequent empirical findings ( $z = 300$ ,  $H = 2$ ) [16, 17], we can compare the distribution of chain lengths in our model with those of Travers and Milgram [1] for plausible values of  $\alpha$  and  $b$ . As Fig. 3 shows, we obtain  $\langle L \rangle \simeq 6.7$  for  $\alpha = 1$  and  $b = 10$ , indicating that our model captures the essence of the real small-world problem.

Although sociological in origin, our model is relevant to a broad class of decentralized search problems, such as peer-to-peer networking, in which centralized servers are excluded either by design or by necessity, and where broadcast-type searches (i.e., forwarding messages to all neighbors rather than just one) are ruled out due to congestion constraints [6]. In essence, our model applies to any data structure in which data elements exhibit quantifiable characteristics analogous to our notion of identity, and similarity between two elements—whether people, music files, web pages, or research reports—can be judged along more than one dimension. One of the principal difficulties with designing robust databases [18] is the absence of a unique classification scheme which all users of the database can apply consistently to place and locate files. Two musical songs, for example, can be similar because they belong to the same genre or because they were created in the same year. Our model transforms this difficulty into an asset, allowing all such clas-

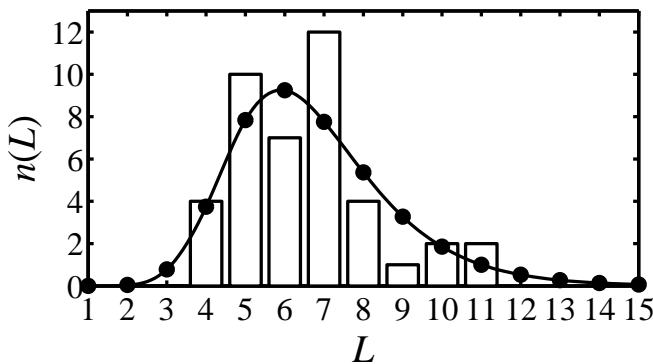


FIG. 3: Comparison between  $n(L)$ , the number of completed chains of length  $L$ , taken from the original small-world experiment [1] (bar graph) and from an example of our model with  $N = 10^8$  individuals (filled circles with the line being a guide for the eye). The experimental data shown are for the 42 completed chains that originated in Nebraska. (We have excluded the 24 completed chains that originated in Boston as this would correspond to  $N \simeq 10^6$ .) The model parameters are  $H = 2$ ,  $\alpha = 1$ ,  $b = 10$ ,  $g = 100$ , and  $z = 300$ ; message attrition rate is set at 25%;  $n(L)$  for the model is compiled from  $10^6$  random chains and is normalized to match the 42 completed chains that started in Nebraska. The average chain length of Milgram’s experiment is approximately 6.5 while the model yields  $\langle L \rangle \simeq 6.7$ . The distributions compare well: a two-sided Kolmogorov-Smirnov test yields a p-value  $P \simeq 0.57$  while for a  $\chi^2$  test,  $\chi^2 \simeq 5.46$  and  $P \simeq 0.49$  (seven bins). (A large value of  $P$  supports the hypothesis that the distributions are similar.) Even without attrition, the model’s average search time is  $\langle L \rangle \simeq 8.5$  and the median chain length is 8. The model does not entirely match the experimental data since the former requires approximately 360 initial chains to achieve 42 completions as compared to 196.

sification schemes to exist simultaneously, and connecting data elements preferentially to similar elements in multiple dimensions. Efficient decentralized searches can then be conducted utilizing simple, greedy algorithms providing only that the characteristics of the target element and the current element’s immediate neighbors are known.

#### Acknowledgments

The authors thank Jon Kleinberg for beneficial discussions. This work was funded in part by the National Science Foundation under grant numbers SES-00-94162 and DMS-0109086, the Intel Corporation, and the Columbia University Office of Strategic Initiatives.

- 
- [1] J. Travers and S. Milgram, *Sociometry* **32**, 425 (1969).
  - [2] D. J. Watts and S. J. Strogatz, *Nature* **393**, 440 (1998).
  - [3] S. H. Strogatz, *Nature* **410**, 268 (2001).
  - [4] J. Kleinberg, *Nature* **406**, 845 (2000).
  - [5] A.-L. Barabási and R. Albert, *Science* **286**, 509 (1999).
  - [6] L. Adamic, R. Lukose, A. Puniyani, and B. Huberman, *Phys. Rev. E* **64**, 046135 (2001).
  - [7] B. J. Kim, C. N. Yoon, S. K. Han, and H. Jeong, *Phys. Rev. E* (2002), in press.
  - [8] H. C. White, *Identity and Control* (Princeton University Press, Princeton, 1992).
  - [9] G. Simmel, *American Journal of Sociology* **8**, 1 (1902).
  - [10] F. S. Nadel, *Theory of Social Structure* (Free Press, Glencoe, Ill., 1957).
  - [11] R. Breiger, *Social Forces* **53**, 181 (1974).
  - [12] B. Bollobás, *Random Graphs* (Academic Press, New York, 1985).
  - [13] M. Newman and D. Watts, *Phys. Rev. E* **60**, 7332 (1999).
  - [14] J. Kleinberg, *Proc. 32nd ACM Symposium on Theory of Computing* (2000).
  - [15] H. C. White, *Social Forces* **49**, 259 (1970).
  - [16] H. Bernard, P. Killworth, M. Evans, C. McCarty, and G. Shelly, *Ethnology* **27**, 155 (1988).
  - [17] P. Killworth and H. Bernard, *Social Networks* **1**, 159 (1978).
  - [18] B. Manneville, *The Biology of Business: Decoding the Natural Laws of the Enterprise* (Jossey-Bass, San Francisco, 1999), chap. 5. Complex adaptive knowledge management: A case study from McKinsey and Company.