

Vision-based Distributed Coordination and Flocking of Multi-agent Systems

Nima Moshtagh, Ali Jadbabaie, Kostas Daniilidis
GRASP Laboratory
University of Pennsylvania
Philadelphia, Pennsylvania 19104
Email: {nima, jadbabai, kostas}@grasp.upenn.edu

Abstract— We propose a biologically inspired, distributed coordination scheme based on nearest-neighbor interactions for a set of mobile kinematic agents equipped with vision sensors. It is assumed that each agent is only capable of measuring the following three quantities relative to each of its nearest neighbors (as defined by a proximity graph): time-to-collision, a single optical flow vector and relative bearing. We prove that the proposed distributed control law results in alignment of headings and flocking, even when the topology of the proximity graph representing the interconnection changes with time. It is shown that when the proximity graph is "jointly connected" over time, flocking and velocity alignment will occur. Furthermore, the distributed control law can be extended to the case where the agents follow a leader. Under similar connectivity assumptions, we prove that the headings converge to that of the leader. Simulations are presented to demonstrate the effectiveness of this approach.

I. INTRODUCTION

Over the past few years a considerable amount of attention has been focused on the problem of coordinated motion and cooperative control of multiple autonomous agents. From ecology and evolutionary biology to social sciences, and from systems and control theory to complexity theory, statistical physics, and computer graphics, researchers have been trying to develop an understanding of how a group of moving objects such as flocks of birds, schools of fish, crowds of people can perform collective tasks such as reaching a consensus or moving in a formation without centralized coordination.

Such problems have been studied in ecology and theoretical biology, in the context of animal aggregation and social cohesion in animal groups. There is evidence that individuals within such groups often only have access to local information about the behavior of near-neighbors. Nevertheless this is sufficient as an organizing principle for the entire group to perform collective locomotion, yet remain cohesive even when moving around obstacles or when avoiding predators [28].

Furthermore, there has been a large body of research focused on mimicking the observed social aggregation phenomena in different animal species using computer simulation. The pioneering work in this area was done by Reynolds [29]. More recently, several researchers in the area of statistical physics and complexity theory have addressed flocking and schooling behavior in the context of non-equilibrium phenomena in many-degree-of-freedom dynamical systems and

self organization in systems of self-propelled particles, starting from the work of Vicsek *et al.* [34].

In robotics and control theory, these problems have been studied in the context of cooperative control of autonomous robots, unmanned vehicles, and general multiagent systems. A nonexhaustive list of references include [5], [8], [10], [12], [15], [17], [25], [26], [32]. A simple but compelling model of flocking and coordination is the model proposed by Vicsek *et al.* in [34] and analyzed in [15]. The model describes a set of agents moving with constant speed v , whose heading direction is updated by a simple alignment rule. The heading of each agent is updated in discrete time as the average of the heading of itself and those who fall within a disc of a pre-specified radius centered around each agent. As the agents move, the set of nearest neighbors change, resulting in a discontinuous change or switching in the control law. The neighborhood relationship between any two agents can be described conveniently with a graph whose nodes represent the agents and the edges represent the neighborhood relation. It was shown in [15] that if the neighborhood graph stays *connected in time*, then the headings of all agents converge to a common value. As a result all agents align, and the pairwise distances stabilize. Furthermore, it was shown that when one agent acts as a leader, the headings converge to that of the leader under similar conditions.

Over the past 2 years, a plethora of similar results have appeared in the control literature. Also, extensions to dynamic point-mass models have also appeared [26], [32]. These results assume that each agent is capable of measuring the heading of its nearest neighbors (in discrete time models), or difference between headings of itself and its neighbors (in continuous-time models), effectively requiring communication on top of sensing.

While the nearest neighbor interactions have been shown to be biologically plausible and have been observed in schools of fish and flocks of birds, the assumptions about knowledge of relative headings and distances is not biologically plausible. Even if some species might use ultrasound to estimate distances or binocular vision to estimate positions and motions of others, such sensing mechanisms do not perform well for flocking where simultaneous measurements in multiple directions are needed. The simplest assumption we can make is that such systems have only monocular vision and that they

have basic visual capabilities like the estimation of *optical flow* and *time to collision*. Experimental evidence suggest that several animal species, including pigeons, are capable of estimating time to collision [20], [36]. Computationally, time to collision can be estimated from the ratio of area change to area or from the divergence of the optical flow [4], [19]. Regarding optical flow, we refer the reader to the survey [3].

Many of the existing vision-based distributed control strategies assume that the robots are capable of communicating to their neighbors an estimation of their position [30], [38], [39] and are based on distributed computation [1]. Other cooperative systems are based on local computation work in the configuration space [11], [24]. From the vision point of view, our paper is mostly related to the formation control systems in [6], [7], [35]. However, these approaches assume that a specific vertical pose of an omnidirectional camera allows the computation of both bearing and distance, while we use only the optical flow (bearing derivative) and time-to-collision.

Our goal in this paper is to develop a provably correct coordination and flocking scheme that is also biologically plausible. We will show that coordination and flocking is possible based on measuring time-to-collision and optical flow, even if the neighborhood graph topology changes, so long as a weak notion of connectivity denoted as "connectivity in time" is preserved (same as in [15]). We will also show that the above problem is directly related to the Kuramoto model of coupled nonlinear oscillators, a famous problem in mathematical physics [16], [31].

II. GRAPH THEORY PRELIMINARIES

In this section we introduce some standard graph theoretic notation and terminology. For more information, the interested reader is referred to [13].

An (undirected) graph \mathbb{G} consists of a vertex set, \mathcal{V} , and an edge set \mathcal{E} , where an edge is an unordered pair of distinct vertices in \mathbb{G} . If $x, y \in \mathcal{V}$, and $(x, y) \in \mathcal{E}$, then x and y are said to be adjacent, or neighbors and we denote this by writing $x \sim y$. The number of neighbors of each vertex is its valence. A path of length r from vertex x to vertex y is a sequence of $r + 1$ distinct vertices starting with x and ending with y such that consecutive vertices are adjacent. If there is a path between any two vertices of a graph \mathbb{G} , then \mathbb{G} is said to be connected. If there is such a path on a directed graph ignoring the direction of the edges, then the graph is weakly connected.

The adjacency matrix $A(\mathbb{G}) = [a_{ij}]$ of an (undirected) graph \mathbb{G} is a symmetric matrix with rows and columns indexed by the vertices of \mathbb{G} , such that $a_{ij} = 1$ if vertex i and vertex j are neighbors and $a_{ij} = 0$, otherwise. The valence matrix $D(\mathbb{G})$ of a graph \mathbb{G} is a diagonal matrix with rows and columns indexed by \mathcal{V} , in which the (i, i) -entry is the valence of vertex i . The (un)directed graph of a (symmetric) matrix is a graph whose adjacency matrix is constructed by replacing all nonzero entries of the matrix with 1.

The symmetric singular matrix defined as:

$$L(\mathbb{G}) = D(\mathbb{G}) - A(\mathbb{G})$$

is called the Laplacian of \mathbb{G} . The Laplacian matrix captures many topological properties of the graph. The Laplacian L is a positive semidefinite M-matrix (a matrix whose off-diagonal entries are all nonpositive) and the algebraic multiplicity of its zero eigenvalue (i.e., the dimension of its kernel) is equal to the number of connected components in the graph. The n -dimensional eigenvector associated with the zero eigenvalue is the vector of ones, $\mathbf{1}$.

Given an orientation of the edges of a graph, we can define the edge-vertex *incidence matrix* of the graph to be a matrix B with rows indexed by vertices and columns indexed by edges with entries of 1 representing the source of a directed edge and -1 representing a sink. The Laplacian matrix of a graph can be also represented in terms of its incidence matrix as $L = BB^T$ independent of the orientation of the edges.

III. DISTRIBUTED COORDINATION AND FLOCKING WITH KINEMATIC MODELS

A. System Model

Consider a group of N agents on a plane. Each agent is equipped with a vision sensor that is capable of sensing some information from its neighbors as defined by:

$$\mathcal{N}_i \doteq \{j | i \sim j\} \subseteq \{1, \dots, N\} \setminus \{i\}.$$

The neighborhood set of agent i , \mathcal{N}_i , is a set of agents that can be "seen" by agent i . The exact definition of "sensing" will be discussed shortly. The characteristics of the vision sensor limits the size of the neighborhood. We therefore assume that there is a predetermined radius R which determines the neighborhood relationship. The location of agent i , ($i = 1, \dots, N$) in the world coordinates is given by (x_i, y_i) and its velocity is $v_i = (\dot{x}_i, \dot{y}_i)^T$. The heading or orientation of agent i is θ_i and is given by:

$$\theta_i = \text{atan2}(\dot{y}_i, \dot{x}_i).$$

It is assumed that all agents move with constance speed v . We assume a unicycle kinematic model for each agent:

$$\begin{aligned} \dot{x}_i &= v \cos \theta_i \\ \dot{y}_i &= v \sin \theta_i \\ \dot{\theta}_i &= \omega_i \quad i = 1, \dots, N \end{aligned} \quad (1)$$

The goal is to design a control input ω_i so that the group of mobile agents flock in the sense of following definition:

Definition 3.1: (Flocking) A group of mobile agents is said to (asymptotically) flock, when all agents attain the same velocity vector and distances between the agents are stabilized.

In order to make the model biologically plausible, we impose constraints on what each agent can measure. Let β_{ij} (bearing) be the relative angle between agents i and j as measured in the local coordinate of agent i . To formally define the sensing, we assume that each agent i can measure:

- β_{ij} or the relative bearing in agent i 's reference frame
- $\dot{\beta}_{ij}$ or "optical flow": the rate of change of bearing
- τ_{ij} or "time-to-collision"

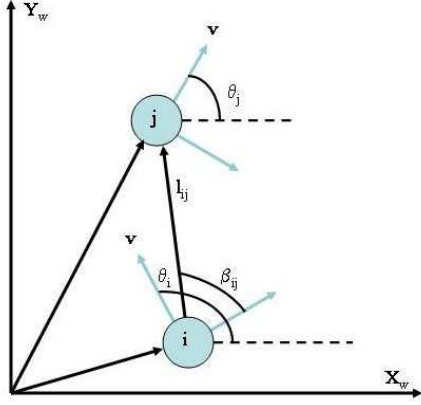


Fig. 1. Configuration of 2 agents.

for any agent j in the set of its neighbors \mathcal{N}_i . Note that measurement of time-to-collision τ_{ij} is not equivalent to measurement of the relative distance between agents as is usually the case in visual motion problems. This is due to the fact that time-to-collision can only recover the distance up to an unknown factor which in our case is different for every agent. The reader should also note that only one optical flow vector per rigid body is observed. Thus, making it impossible to rely on structure from motion algorithms.

Simple calculation reveals that bearing and relative distance between agents i and j are given by (see Figure 1):

$$\text{Distance} : l_{ij}^2 = (x_j - x_i)^2 + (y_j - y_i)^2 \quad (2)$$

$$\text{Bearing} : \beta_{ij} = \text{atan2}(y_j - y_i, x_j - x_i) - \theta_i + \frac{\pi}{2} \quad (3)$$

It can be shown that the time-to-collision between agents i and j can be measured as the rate of growth of the image area [20], i.e. the relative change in the area A_{ij} of projection of agent j on the image plane of agent i . In other words

$$\tau_{ij} = \frac{A_j}{\dot{A}_j} = \frac{l_{ij}}{\dot{l}_{ij}}.$$

B. The Distributed Control Law

In order to have a successful distributed control law which results in heading alignment and flocking, we need to have a measure of misalignment appear as a term in the controller. One way for the control input of any agent i to be spatially distributed and result in alignment, is to have the form $\dot{\theta}_i = -\sum_j w_{ij}(\theta_i - \theta_j)$, where weights w_{ij} are positive when agent i is a neighbor of agent j , and zero otherwise. Such a distributed control law is effectively the negative of the weighted Laplacian of the proximity graph, and has been analyzed in [2], [15], [21], [22], [26]. However, as we said before, since there is no communication between nearest neighbors, the relative heading information is not available. It turns out however, that we do not need to have $\theta_i - \theta_j$ explicitly in the controller. Instead, it suffices to have an odd function of $\theta_i - \theta_j$.

How can we generate a distributed control law based on measured quantities? A simple calculation indicates that when two agents are aligned, the resulting optical flow is zero. This suggests that perhaps the sum of optical flows between each agent and its neighbors is a plausible choice. Unfortunately, having the sum of optical flows between each node and its nearest neighbors equal to zero is necessary for alignment, but is not sufficient. This is where the knowledge of time to collision becomes useful.

Consider any pair of agents i and any of its neighbors j . By differentiating (2) we get

$$\frac{1}{\tau_{ij}} = \frac{\dot{l}_{ij}}{l_{ij}} = \frac{2v}{l_{ij}} \sin\left(\frac{\theta_i - \theta_j}{2}\right) \cos\left(\beta_{ij} + \frac{\theta_i - \theta_j}{2}\right) \quad (4)$$

and by differentiating (3) we obtain

$$\dot{\beta}_{ij} + \omega_i = -\frac{2v}{l_{ij}} \sin\left(\frac{\theta_i - \theta_j}{2}\right) \sin\left(\beta_{ij} + \frac{\theta_i - \theta_j}{2}\right) \quad (5)$$

A straightforward computation, using trigonometry identities, shows that the following relation between (4) and (5) holds:

$$\frac{1}{\tau_{ij}} \cos \beta_{ij} - (\omega_i + \dot{\beta}_{ij}) \sin \beta_{ij} = \frac{v}{l_{ij}} \sin(\theta_i - \theta_j). \quad (6)$$

This provides us with an odd function of $\theta_i - \theta_j$. Since this equation holds for any agent i and any of its neighbors $j \in \mathcal{N}_i$, we can sum (6) over all its neighbors to get

$$\sum_{j \in \mathcal{N}_i} \frac{1}{\tau_{ij}} \cos \beta_{ij} - \sum_{j \in \mathcal{N}_i} (\omega_i + \dot{\beta}_{ij}) \sin \beta_{ij} = \sum_{j \in \mathcal{N}_i} \frac{v}{l_{ij}} \sin(\theta_i - \theta_j). \quad (7)$$

We will show in section IV that a control law of the form

$$\omega_i = -\sum_{j \in \mathcal{N}_i} \frac{v}{l_{ij}} \sin(\theta_i - \theta_j) \quad (8)$$

will result in flocking according to definition 3.1. Equation (7) reveals that the above control law can be exactly computed using the measured quantities from nearest neighbors. By plugging (8) in (7), we get:

$$\omega_i = \frac{1}{1 - \sum_{j \in \mathcal{N}_i} \sin \beta_{ij}} \sum_{j \in \mathcal{N}_i} \left(\dot{\beta}_{ij} \sin \beta_{ij} - \frac{1}{\tau_{ij}} \cos \beta_{ij} \right). \quad (9)$$

In the next section, we will show that the above distributed control strategy will result in flocking even when the set of nearest neighbors change in time.

IV. STABILITY ANALYSIS

We now prove that the above chosen control law results in flocking of all agents first when the proximity graph is fixed and connected, and then when the graph changes with time but a weaker notion of connectivity is preserved. Note that the heading equation is now exactly the well-known Kuramoto model of coupled nonlinear oscillators, which has been studied extensively in the mathematical physics literature [31], and its stability properties was analyzed recently in [16], [22], [26]. The particular case of all-to-all connected graphs was also analyzed in [18].

A. Fixed Graphs

We first consider the case where the neighboring relations among agents are represented by a fixed, weighted graph.

Definition 4.1: The neighboring graph $\mathbb{G} = \{\mathcal{V}, \mathcal{E}, W\}$ is a weighted graph consisting of:

- a set of vertices \mathcal{V} indexed by the set of mobile agents;
- a set of pairs $\mathcal{E} = \{e_{ij} = (\nu_i, \nu_j) \mid \nu_i, \nu_j \in \mathcal{V}, \text{ and } i \text{ neighbor of } j\}$;
- a set of positive edge weights w_{ij} , for each edge e_{ij} .

Assume an arbitrary orientation for the edges of \mathbb{G} . Consider the $N \times e$ incidence matrix B of this oriented graph, \mathbb{G} with N vertices and e edges. Then, we can write (8) as:

$$\dot{\theta} = \omega = -BW \sin(B^T \theta) \quad (10)$$

where $\theta = [\theta_1, \dots, \theta_N]^T$, and W is the diagonal matrix whose entries are the edge weights for \mathbb{G} . The equation (10) can be written in a more compact form as:

$$\dot{\theta} = \omega = -BW B^T \theta, \quad (11)$$

where $W = \text{diag}\{\frac{v}{l_{ij}} \text{sinc}(\theta_i - \theta_j) \mid (i, j) \in \mathcal{E}\}$.

The quantities v and l_{ij} are positive and $\text{sinc}(\Delta\theta) = \frac{\sin(\Delta\theta)}{\Delta\theta}$ is positive when the heading vector θ is in the cube $(-\pi/2, \pi/2)^N$. Therefore W is a valid weight matrix. Now consider the quadratic Lyapunov function $U = \frac{1}{2}\theta^T \theta$. Then,

$$\dot{U} = \theta^T \dot{\theta} = -\theta^T B W B^T \theta = -\theta^T L_w \theta \leq 0$$

where $L_w = B W B^T$ is the Laplacian of the graph \mathbb{G} . Because U is a non-increasing function along the trajectories of the system ($U \geq 0$ and $\dot{U} \leq 0$), the set

$$\Omega_c = \{\theta_i, i = 1, \dots, N \mid U \leq c\}$$

is positively invariant for the largest value of c such that $\Omega_c \in (-\pi/2, \pi/2)^N$. It is also compact (closed and bounded) because θ 's are bounded and vary continuously. Hence, according to *LaSalle's invariance principle* any solution starting in Ω_c converges to the largest invariant set, S_θ , contained in

$$E = \{\theta_i, i = 1, \dots, N \mid \dot{U} = 0\}$$

as $t \rightarrow \infty$. This largest invariant set, S_θ , is a set of states that are solutions of $L_w \theta = 0$. Therefore, vector θ is in the null space of the weighted Laplacian.

If graph \mathbb{G} is connected, null space of L_w is the span of the vector $\mathbf{1} \doteq [1, \dots, 1]^T$. Thus,

$$S_\theta = \{(\theta_1, \dots, \theta_N) \mid \theta_1 = \dots = \theta_N = \bar{\theta}\} \quad (12)$$

which suggests that all agents reach the same heading as $t \rightarrow \infty$.

Now we can show that eventually the relative distances between agents stabilizes. In order to have l_{ij} equal to a constant, we just need to show that $\lim_{t \rightarrow \infty} \dot{l}_{ij} = 0$. From (4) we can show that:

$$\lim_{t \rightarrow \infty} \dot{l}_{ij} = \lim_{t \rightarrow \infty} 2v \sin\left(\frac{\theta_i - \theta_j}{2}\right) \cos\left(\frac{\theta_i - \theta_j}{2} + \beta_{ij}\right)$$

From (12) and the fact that $\sin(\cdot)$ is a bounded function we get: $\lim_{\theta_i, \theta_j \rightarrow \bar{\theta}} \dot{l}_{ij} = 0$. Thus, the inter-agent distances stabilizes eventually and the group of mobile agents reaches a formation. We have therefore proven the following theorem:

Theorem 4.2: Consider a set of kinematic mobile agents described by (1). Assume that each agent i is capable of measuring the bearing angle β_{ij} , the optical flow $\dot{\beta}_{ij}$, as well as the time-to-collision τ_{ij} . If the graph \mathbb{G} representing the neighborhood relationship is fixed and connected, then (9) will result in flocking and the consensus state is locally asymptotically stable, i.e., all headings will eventually align and all pair-wise distances will stabilize.

Note that for all initial conditions that the connectivity condition holds the result is valid.

B. Switching Graphs

In practice, the motion of individual agents will result in change in topology. This change in topology could be taken into account by using smooth ‘‘bump functions’’ [26], or by resorting to nonsmooth analysis [32]. To avoid complications that occur because of discontinuous change in the set of nearest neighbors, we will assume that there is always a minimum time, called a *dwelt time* over which the graph does not change. This simplifying assumption will avoid infinite switches over a finite period of time, and can be relaxed by using nonsmooth analysis [9]. What this means in the present context is that each agent is constrained to change its control law only at discrete time instances. Each agent i would use a control law similar to (8) (which is now hybrid, since the set of neighbors \mathcal{N}_i changes discontinuously). By assuming a minimum dwell time, the controller would be of the form:

$$\omega_i(t) = - \sum_{j \in \mathcal{N}_i(t_{ik})} \frac{v}{l_{ij}(t)} \sin(\theta_i(t) - \theta_j(t))$$

$$t \in [t_{ik}, t_{ik} + \mu_i)$$

where μ_i is a pre-specified positive number called a *dwelt time* and $\{t_0, t_1, \dots\}$ is an infinite time sequence such that $t_{i(k+1)} - t_{ik} = \mu_i$, $k \geq 0$. In the sequel we will analyze controls of this form subject to two simplifying assumptions. First we will assume that all N agents use the same dwell time which we henceforth denote by μ_D . Second we assume the agents are synchronized in the sense that $t_{ik} = t_{jk}$ for all $i, j \in \{1, 2, \dots, N\}$ and all $k \geq 0$.

Definition 4.3: A collection of graphs $\{\mathbb{G}_{p_1}, \mathbb{G}_{p_2}, \dots, \mathbb{G}_{p_m}\}$, each with vertex set \mathcal{V} is called jointly connected, if the graph \mathbb{G} with vertex set \mathcal{V} and edge set equaling the union of the edge sets of all of the graphs in the collection is connected.

It is natural to say that the N agents under consideration are *linked together* across a time interval $[t, \tau]$ if the collection of graphs $\{\mathbb{G}_{\sigma(t)}, \mathbb{G}_{\sigma(t+1)}, \dots, \mathbb{G}_{\sigma(\tau)}\}$ encountered along the interval, is jointly connected. In [15] it was shown that the proposed nearest neighbor law results in heading alignment and flocking if there is an infinite sequence of non-consecutive, bounded, non-overlapping time intervals over which the agents are linked together.

This result was further extended in [21], [22] to the case where the agents are linked together over infinite time intervals. This means that for any time t_0 , the collection of graphs over $[t_0, \infty)$ has to be jointly connected. If the uniformity requirement is removed, only asymptotic convergence of all headings is achieved, as opposed to exponential convergence. It turns out that the existence of uniformly bounded time intervals is necessary for exponential alignment of *all headings*.

In trying to extend the previous theorem to graphs with the above mentioned switching regime, we need the following lemma, which was proven in [15].

Lemma 4.4: If $\{\mathbb{G}_{p_1}, \mathbb{G}_{p_2}, \dots, \mathbb{G}_{p_m}\}$ is a jointly connected collection of graphs with Laplacians

$L_{p_1}, L_{p_2}, \dots, L_{p_m}$, then

$$\bigcap_{i=1}^m \text{kernel } L_{p_i} = \text{span } \{\mathbf{1}\}. \quad (13)$$

The above lemma states that the intersection of the null space of the Laplacian of a set of jointly connected graphs is only the vector of ones. In other words, even though the graphs might be disconnected, and as a result their Laplacian have a larger kernel, the intersection is only the vector of ones. We can now state the following theorem:

Theorem 4.5: Let the initial heading vector θ_0 be fixed and let $\sigma : \{0, 1, 2, \dots\} \rightarrow \mathcal{P}$ be a switching signal mapping the integers to a finite set of indices corresponding to all graphs over N vertices for which there exists an infinite sequence of contiguous, non-empty, bounded, time-intervals $[t_i, t_{i+1})$, $i \geq 0$, starting at $t_0 = 0$, with the property that across each such interval, the N -agent group is linked together. Then

$$\lim_{t \rightarrow \infty} \theta(t) = \theta_{ss} \mathbf{1} \quad (14)$$

for some value θ_{ss} , i.e., all agents will asymptotically flock.

Proof: We use the same Lyapunov function $U := \frac{1}{2} \theta^T \theta$ as before. Using the same notation, we now have

$$\dot{U} = \theta^T \dot{\theta} = -\theta^T B_{\sigma(t)} W_{\sigma(t)}(\theta) B_{\sigma(t)}^T \theta = -\theta^T L_{w_\sigma} \theta \leq 0$$

where σ is the switching signal, and for each $p \in \mathcal{P}$, L_{w_p} is the weighted Laplacian matrix of the corresponding graph. Again, we note that since the headings are in the cube $(-\pi/2, \pi/2)^N$, the weights are positive, and L_{w_σ} is a positive semidefinite matrix. By LaSalle's invariance principle, over the compact set $\Omega_c = \{\theta \mid U \leq c\}$ (for the largest value of c such that $\Omega_c \in (\pi/2, \pi/2)^N$), the trajectories converge to the largest invariant set in the set $\dot{U} = 0$. Because $\sigma(\cdot)$ is such that there is an infinite sequence of jointly connected collection of graphs, and because of the previous lemma, the largest invariant set over the set $\dot{U} = 0$ is only the span of vector $\mathbf{1}$. Therefore, in the region $(-\pi/2, \pi/2)^N$ there is an exponential decrease in the value of the Lyapunov function for the component of the heading along $\mathbf{1}^\perp$.

In other words, we can decompose the vector θ as the direct sum of two components along $\mathbf{1}$ and its orthogonal complement in the subspace $\mathbf{1}^\perp$. Since there is no other direction in the set $\dot{U} = 0$, the component of θ along $\mathbf{1}^\perp$

decays to zero exponentially fast and therefore all agents align. Once the agents' headings are aligned, the velocity vectors become the same, and as before, \dot{l}_{ij} goes to zero and all pairwise distances stabilize to a constant value. ■

Remark 4.6: It is shown in [27] that if the measurements of the headings from neighboring agents is delayed by t_i , then linear stability still holds.

V. LEADER FOLLOWING

In many flocking instances observed in the nature, such as flocking of birds, one of the flock-mates acts as the leader of the group and others follow the leader while staying in a formation. Similarly, here we consider the case that one additional agent, labeled 0, acts as the group's leader. Agent 0 moves with the constant velocity v (same as others) and a fixed heading θ_0 . Other agents in the group may or may not have the leader as a neighbor. Here we find a control law that results in a stable formation of the group while following the leader, so that in the end all agents reach the desired heading θ_0 .

Consider the input of each agent in the leaderless case that is given by (8). We can separate the leader from other agents and write:

$$\dot{\theta}_i = - \sum_{j \in \mathcal{N}_i} \frac{v}{l_{ij}} \sin(\theta_i - \theta_j) - c_i \frac{v}{l_{i0}} \sin(\theta_i - \theta_0), \quad (15)$$

where $c_i = 1$ if agent i and the leader are neighbors and $c_i = 0$ otherwise.

To show that all the headings become equal to θ_0 , we consider the error term $e_i = \theta_i - \theta_0$. Since $\dot{e}_i = \dot{\theta}_i$, we can write (15) as follows:

$$\dot{e}_i = - \sum_{j \in \mathcal{N}_i} \frac{v}{l_{ij}} \sin(e_i - e_j) - c_i \frac{v}{l_{i0}} \sin e_i.$$

Similar to calculations of section IV, the error dynamics becomes:

$$\begin{aligned} \dot{e} &= -BW B^T e - W_l e \\ &= -(L_w + W_l) e \\ &= -H_l e \end{aligned} \quad (16)$$

where $W = \text{diag}\{\frac{v}{l_{ij}} \text{sinc}(\theta_i - \theta_j) \mid (i, j) \in \mathcal{E}\}$ and $W_l = \text{diag}\{c_i \frac{v}{l_{i0}} \text{sinc}(\theta_i - \theta_0) \mid (i, 0) \in \mathcal{E}\}$. Both W and W_l are weight matrices with positive entries, because $\text{sinc}(\theta_i - \theta_0)$ is positive for $\theta_i \in (-\pi/2, \pi/2)$, and v, l_{ij} and c_i are all positive coefficients.

In order to show that the error is asymptotically stable, consider the Lyapunov function $U = \frac{1}{2} e^T e$.

The derivative of this along the trajectory of the error system can be written as $\dot{U} = -e^T H_l e$, where $H_l = (L_w + W_l)$.

Next, we will prove that H_l is positive definite, and the error will asymptotically decay to zero. Note that both L_w and W_l are positive semi-definite matrices and so is H_l . We need to show that H_l is indeed positive definite. To do this, we make the following observations:

- H_l is an irreducible matrix (because if we replace nonzero elements of L_w with 1 we obtain the adjacency matrix of

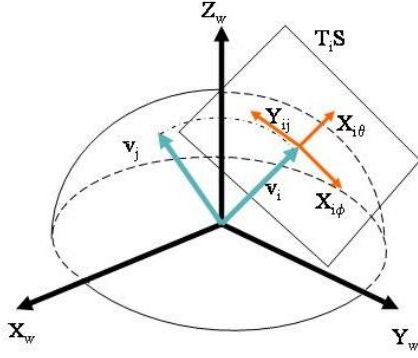


Fig. 2. The sphere and its tangent plane.

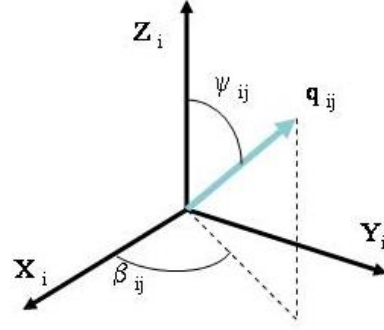


Fig. 3. The polar angle β_{ij} and the azimuth ψ_{ij} for two agents in 3D.

the neighboring graph that is strictly connected. Adding the diagonal matrix W_l doesn't change the neighboring graph, thus H_l is irreducible);

- L_w is diagonally dominant;
- For at least one of the rows of H_l the diagonal entry is strictly greater than the sum of off-diagonal entries (because W_l is a diagonal matrix with nonnegative entries).

According to *Taussky theorem* [14] H_l is an *irreducibly diagonally dominant* matrix and is invertible (hence, no zero eigenvalues). Thus, H_l is a positive definite matrix.

As a result, $\dot{U} < 0$ and the error vector asymptotically decays to zero; consequently $\theta_i = \theta_0$ for every $i = 1, \dots, N$, as $t \rightarrow \infty$. In the case of changing topology, given that conditions of Theorem 4.5 hold, and by using Lemma 4.4 we can show that leader following is achieved (the analysis is dropped due to lack of space).

VI. EXTENSIONS TO FLOCKING IN 3 DIMENSIONS

Consider a group of N agents in the 3 dimensional space. Our goal in this section is to extend the flocking results we obtained for planar motion in section IV to flocking in three dimensions. Similar assumptions on the local interactions among agents hold. Without loss of generality, it is assumed that all agents move with a constant speed 1. The velocity of agent i in 3 dimensions is given by:

$$v_i = \begin{pmatrix} \cos \theta_i \sin \phi_i \\ \sin \theta_i \sin \phi_i \\ \cos \phi_i \end{pmatrix} \quad (17)$$

where ϕ_i and θ_i are the attitude and heading angles of agent i . The dynamics equation of agent i then becomes

$$\dot{v}_i = U_{i\theta} X_{i\theta} + U_{i\phi} X_{i\phi} \quad (18)$$

where the *orthonormal* vectors $X_{i\theta}$ and $X_{i\phi}$ are

$$X_{i\theta} = \begin{pmatrix} -\sin \theta_i \\ \cos \theta_i \\ 0 \end{pmatrix}, \quad X_{i\phi} = \begin{pmatrix} \cos \theta_i \cos \phi_i \\ \sin \theta_i \cos \phi_i \\ -\sin \phi_i \end{pmatrix}$$

and $U_{i\theta}$ and $U_{i\phi}$ are the control inputs for agent i . Figure 2 shows the tangent space containing the vectors $X_{i\theta}$, $X_{i\phi}$ and the geodesic direction Y_{ij} .

The notion of a geodesic control law was first introduced in [23], and the inputs

$$U_{\theta_i} = - \sum_{j \in \mathcal{N}_i} \sin \phi_j \sin(\theta_i - \theta_j) \quad (19)$$

$$U_{\phi_i} = - \sum_{j \in \mathcal{N}_i} \sin \phi_i \cos \phi_j - \sin \phi_j \cos \phi_i \cos(\theta_i - \theta_j) \quad (20)$$

were derived for the alignment of the velocity vectors of a group of kinematics agent. We state the following theorem without proof and refer the reader to [23] for more details.

Theorem 6.1: Consider the system of N agents with dynamics given by (18). If the proximity graph of the agents is fixed and connected, then the control laws (19) and (20) result in flocking (at least locally) in the sense of definition (3.1), i.e., the consensus state is locally asymptotically stable.

We now use the geodesic control laws to design control inputs that are only functions of the measurable quantities of bearing, optical flow and time-to-collision. Note that in 3D the bearing is expressed by two projection angles β_{ij}, ψ_{ij} (Figure 3), and consequently the optical flow of a neighboring agent is represented by $\dot{\beta}_{ij}, \dot{\psi}_{ij}$, which are the speeds of projections.

Let l_{ij} denote the distance between two agents i and j . Then $Q_{ij} = l_{ij} q_{ij}$ is a vector in \mathbb{R}^3 connecting i to j , and

$$Q_{ij} = \begin{bmatrix} l_{ij} \sin \psi_{ij} \cos \beta_{ij} \\ l_{ij} \sin \psi_{ij} \sin \beta_{ij} \\ l_{ij} \cos \psi_{ij} \end{bmatrix}. \quad (21)$$

The optical flow equation for agent i is now given by

$$\sum_{j \in \mathcal{N}_i} \dot{Q}_{ij} = - \sum_{j \in \mathcal{N}_i} \omega_i \times Q_{ij} + \sum_{j \in \mathcal{N}_i} (v_j - v_i) \quad (22)$$

where $\omega_i \in \mathbb{R}^3$ is the angular velocity vector of agent i . v_i and v_j are the velocity vectors of agents i and j given in the body frame of agent i . The summation is over the set of neighbors \mathcal{N}_i of agent i .

The angular velocity ω_i in terms of the desired inputs (19) and (20) becomes

$$\omega_i = \sum_{j \in \mathcal{N}_i} v_i \times v_j = \begin{bmatrix} -U_{i\theta} \\ U_{i\phi} \\ 0 \end{bmatrix}. \quad (23)$$

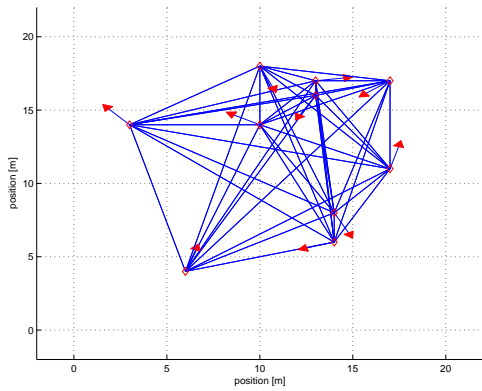


Fig. 4. At $T = 0$ (sec) agents form a connected graph.

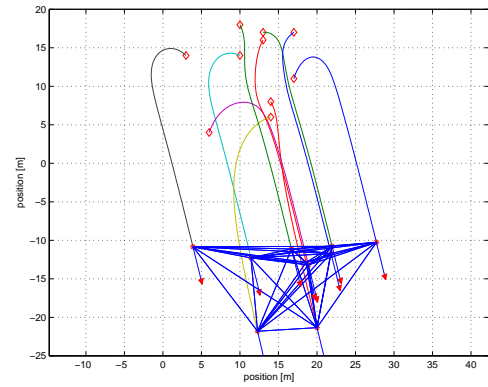


Fig. 5. At $T = 100$ (sec) group reaches a stable formation - (Leaderless case)

After plugging in (21) and (23) in the optical flow equation (22), we can solve for the control input $U_{i\theta}$ and $U_{i\phi}$ in terms of the measured quantities β_{ij} , ψ_{ij} , $\dot{\beta}_{ij}$, $\dot{\psi}_{ij}$ and τ_{ij} . It is shown in the next section that the geodesic control laws can result in the alignment of the velocities vectors of a multi-agent system.

VII. SIMULATIONS

In this section we numerically show that the distributed control law (9) can force a group of agents to flock according to definition (3.1). In our simulations the group consists of 10 agents with dynamics described by (1). The initial position and heading of all agents are generated randomly within a pre-specified area. The initial location of agents are shown by (\diamond), and the final location by (*). The neighboring radius is chosen large enough so that agents form a connected graph.

The initial states of 10 agents are shown in Figure 4. Figure 5 shows that agents *smoothly* adjust their headings and after a reasonable amount of time they converge to a formation, and their relative distances stabilizes.

The effect of a leader in the group is shown in Figures 6 and 7. In the simulations, one of the agents is randomly chosen to be the leader of the group, and its heading is constant. Without knowing which one of them is the leader, all other agent adjust their headings to follow him so that the formation remains stable. Even if the leader's motion has dynamics, agents in the group will follow him, as it is shown in Figure 7.

Figure 8 shows how the geodesic control laws (19) and (20) result in flocking of agents in three dimensions.

VIII. CONCLUSIONS AND FUTURE WORK

We provided a coordination scheme which resulted in flocking of a collection of kinematic agents. The control law was based on nearest neighbor sensing, without the need for explicit communication between agents. The coordination scheme was based on measurement of relative bearing, optical flow and time-to-collision between each agent and its nearest neighbors. It was shown that it possible to develop a distributed control law similar to that of the Kuramoto model of coupled nonlinear oscillators [16].

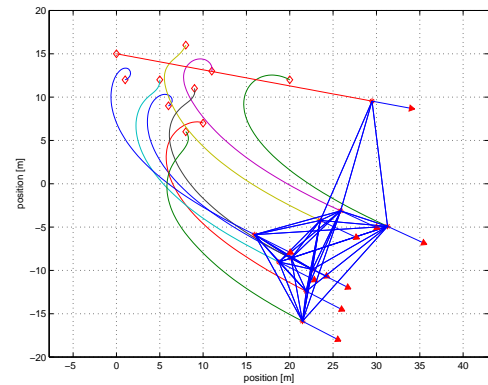


Fig. 6. All agents are forced to follow the leader.

It was shown that flocking is possible despite possible changes in the topology of the proximity graph representing the neighborhood relationship. Furthermore, we showed that similar results extend to leader-follower formations. A generalization of the current analysis would be to develop results similar to [32], [33] for dynamic models, by using artificial potential functions similar to [10] while avoiding explicit use of relative headings.

An important question that we need to answer is how to enforce the connectivity condition of the proximity graph. This idea is known as topology control in the mathematics and networking community. A starting point could be to follow the work of [37] as a primary result in topology control for planar graphs.

REFERENCES

- [1] M. Batalin, G.S. Sukhatme, and M. Hattig. Mobile robot navigation using a sensor network. In *IEEE International Conference on Robotics and Automation*, pages 636–642, 2004.
- [2] R. W. Beard and V. Stepanyan. Synchronization of information in distributed multiple vehicle coordinated control. In *Proceedings of IEEE Conference on Decision and Control*, December 2003.
- [3] S.S. Beauchemin and J.L. Barron. The computation of optical flow. *ACM Computing Surveys*, 27:433–467, 1995.
- [4] R. Cipolla and A. Blake. Surface orientation and time to contact from image divergence and deformation. In *Proc. Second European Conference on Computer Vision*, pages 187–202, 1992.

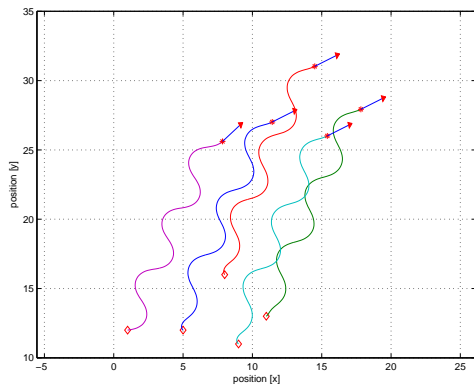


Fig. 7. Agents follow a leader with dynamic motion.

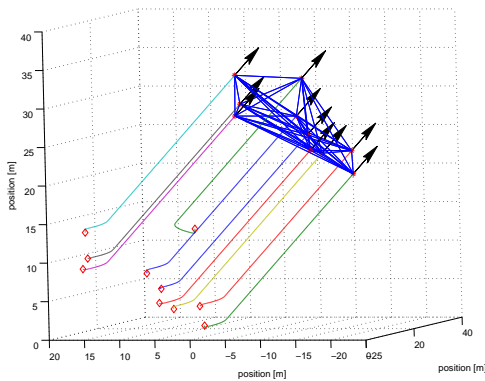


Fig. 8. The velocity vectors converge to a common direction in 3D

[5] J. Cortes, S. Martinez, T. Karatas, and F. Bullo. Coverage control for mobile sensing networks. *IEEE Transactions on Robotics and Automation*, 20(2):243–255, February 2004.

[6] N. Cowan, O. Shakernia, and R. Vidal and S. Sastry. Formation control of nonholonomic mobile robots with omnidirectional visual servoing and motion segmentation. In *IEEE Conference on Intelligent Robotic Systems*, 2003.

[7] A. Das, R. Fierro, V. Kumar and J. Ostrowski, J. Spletzer, and C. J. Taylor. Vision based formation control of multiple robots. *IEEE Trans. Robotics and Automation*, 19:813–825, 2002.

[8] J. P. Desai, J. P. Ostrowski, and V. Kumar. Modeling and control of formations of nonholonomic mobile robots. *IEEE Transactions on Robotics and Automation*, 17(6):905–908, 2001.

[9] A. F. Filippov. *Differential equations with discontinuous right-hand side*. Mathematics and Its Applications (Soviet Series). Kluwer Academic Publishers, The Netherlands, 1988.

[10] P. Ogren E. Fiorelli and N. E. Leonard. Cooperative control of mobile sensing networks: adaptive gradient climbing in a distributed environment. *IEEE Transactions on Automatic Control*, 49(8):1292–1302, August 2004.

[11] J. Fredslund and M.J. Mataric. A general algorithm for robot formations using local sensing and minimal communication. *IEEE Trans. Robotics and Automation*, pages 837– 846, 2002.

[12] V. Gazi and K. M. Passino. Stability analysis of swarms. *IEEE Transactions on Automatic Control*, 48(4):692–696, April 2003.

[13] C. Godsil and G. Royle. *Algebraic Graph Theory*. Springer Graduate Texts in Mathematics # 207, New York, 2001.

[14] R. Horn and C. Johnson. *Matrix Analysis*. Cambridge University Press, 1999.

[15] A. Jadbabaie, J. Lin, and A. S. Morse. Coordination of groups of mobile autonomous agents using nearest neighbor rules. *IEEE Transactions on Automatic Control*, 48(6):988–1001, June 2003.

[16] A. Jadbabaie, N. Motee, and M Barahona. On the stability of Kuramoto

model of coupled nonlinear oscillators. In *Proceedings of the American Control Conference*, June 2004.

[17] E.W. Justh and P.S. Krishnaprasad. A simple control law for UAV formation flying. Technical Report 2002-38, Institute for Systems Research, 2002.

[18] E. Klavins and D. E. Koditschek. Phase regulation of decentralized cyclic robotic systems. *International Journal of Robotics Research*, 21(3):257–276, 2002.

[19] J. J. Koenderink and A. J. van Doorn. How an ambulant observer can construct a model of the environment from the geometrical structure of the visual inflow. *Kybernetik*, 1977.

[20] D. N. Lee and P. E. Reddish. Plummeting gannets - a paradigm of ecological optics. *Nature*, 5830:293–294, 1981.

[21] Z. Lin, M. Brouke, and B. Francis. Local control strategies for groups of mobile autonomous agents. 49(4):622–629, April 2004.

[22] L. Mureau. Leaderless coordination via bidirectional and unidirectional time-dependent communication. In *Proceedings of IEEE Conference on Decision and Control*, December 2003.

[23] K. Daniilidis N. Moshtagh, A. Jadbabaie. Distributed geodesic control laws for flocking of nonholonomic agents. In *IEEE Conference on Decision and Control*, 2005. (submitted).

[24] D.J. Naffin, G.S. Sukhatme, and M. Akar. Lateral and longitudinal stability for decentralized formation control. In *Proceedings of the International Symposium on Distributed Autonomous Robotic Systems*, 2004.

[25] P. Ögren, M. Egerstedt, and X. Hu. A control Lyapunov function approach to multi-agent coordination. *IEEE Transactions on Robotics and Automation*, 18, October 2002.

[26] R. Olfati-Saber and R. M. Murray. Consensus problems in networks of agents with switching topology and time-delays. *IEEE Transactions on Automatic Control*, 49(9):1520–1533, September 2004.

[27] A. Papachristodoulou and A. Jadbabaie. Synchronization in oscillator networks: Switching topologies and presence of nonhomogeneous delays. In *IEEE Conference on Decision and Control*, 2005. (submitted).

[28] J. K. Parrish and L. Edelstein-Keshet. Complexity, pattern, and evolutionary trade-offs in animal aggregation. *Science*, 284:99–101, 1999.

[29] C. Reynolds. Flocks, birds, and schools: a distributed behavioral model. *Computer Graphics*, 21:25–34, 1987.

[30] P.E. Rybski, S.A. Stoeter, M. Gini, D.F. Hougen, and N.P. Papanikolopoulos. Performance of a distributed robotic system using shared communications channels. *IEEE Trans. Robotics and Automation*, 19:847–855, 2002.

[31] S. H. Strogatz. From Kuramoto to Crawford: exploring the onset of synchronization in population sof coupled nonlinear oscillators. *Physica D*, 143:1–20, 2000.

[32] H. Tanner, A. Jadbabaie, and G. Pappas. Flocking in fixed and switching networks. *Automatica*, July 2003, submitted.

[33] H. Tanner, A. Jadbabaie, and G Pappas. Flocking in teams of nonholonomic agents. In V. Kumar, A. S. Morse, and N. E. Leonard, editors, *Proceedings of the Block Island Workshop on Cooperative Control*, Springer Series in Control and Informations Science, to appear. 2004.

[34] T. Vicsek, A. Czirok, E. Ben Jacob, I. Cohen, and O. Schochet. Novel type of phase transitions in a system of self-driven particles. *Physical Review Letters*, 75:1226–1229, 1995.

[35] R. Vidal, O. Shakernia, and S. Sastry. Formation control of nonholonomic mobile robots with omnidirectional visual servoing and motion segmentation. In *IEEE International Conference on Robotics and Automation*, 2003.

[36] Y. Wang and B. J. Frost. Time to collision is signalled by neurons in the nucleus rotundus of pigeons. *Nature*, 356(6366):236–238, 1992.

[37] Roger Wattenhofer, Li Li, Paramvir Bahl, and Yi-Min Wang. Distributed topology control for wireless multihop ad-hoc networks. In *INFOCOM*, pages 1388–1397, 2001.

[38] T. Weigel, J.-S. Gutmann, M. Dietl, A. Kleiner, and B. Nebel. Cs freiburg: coordinating robots for successful soccer playing. *IEEE Trans. Robotics and Automation*, 19:685– 699, 2002.

[39] Z. Zhu, K. Rajasekar, E. Riseman, and A. Hanson. Panoramic virtual stereo vision of cooperative mobile robots for localizing 3d moving objects. In *IEEE Workshop on Omnidirectional Vision*, pages 29–36, 2000.