

SYMMETRIC EDIT LENSES:
A NEW FOUNDATION FOR BIDIRECTIONAL LANGUAGES

Daniel Wagner

A DISSERTATION in Computer and Information Sciences,
presented to the faculties of the University of Pennsylvania in partial
fulfillment of the requirements for the degree of Doctor of Philosophy.

2014

Supervisor of Dissertation: Benjamin C. Pierce
Henry Salvatori Professor
Computer and Information Sciences

Graduate Group Chairperson: Val Tannen
Professor
Computer and Information Sciences

Dissertation Committee
Rajeev Alur (Zisman Family Professor, CIS)
Nate Foster (Assistant Professor, Computer Science, Cornell)
Stephanie Weirich (Associate Professor, CIS)
Chaired by Steve Zdancewic (Associate Professor, CIS)

Acknowledgments

This dissertation is the product of dozens of supportive, encouraging, inspiring people. The entire lens team was wonderful to me: Benjamin Pierce, whose long vision and habit of asking the question that gets straight to the pain point have driven my research towards the important, difficult problems time and time again; Martin Hoffmann, who has been a source of unending enthusiasm and deep insight; Nate Foster, who is to blame for my obsession with lenses in the first place and who has always been ready to discuss their finer points with me; and the remainder of my committee, Steve Zdancewic, Stephanie Weirich, and Rajeev Alur, who have offered significant guidance and technical perspective throughout my efforts.

I have had immeasurable support of a different kind from my family: my wife, Nicole, who has provided loving, steadfast support and optimism and who has ever been a source of joy and surprise; my father, Rich, whose focus on the broader perspective has informed much of my writing, who has shared with me his love of the systematic, and who provided many insightful comments on drafts of this dissertation; my mother, Martha, who has always encouraged me and whose faith in me has been like bedrock; my godfather, Dave Gunderson, who has always been a storyteller and so enlivened many nights; and my siblings, David, Jonathan, and Rebekah, with whom I have shared many triumphs and defeats.

William K. Lamb brought me back from the brink of despair; without him, this dissertation certainly would not exist and maybe neither would I. Officemates Peter-Michael Osera, Vilhelm Sjöberg, and Brent Yorgey have always been ready for some brick-wall, grungy TeX and shell hacking, in-jokes, or any of the other camaraderie that contributes to a successful day. This comes in part, no doubt, from the shared attitude of the entire Penn PL Club, which has fostered a warm and welcoming place to work. I have been blessed to have an environment—family, childhood friends, teachers, professors, classmates, colleagues—that has lifelong fostered wonder and the joy of exploration.

This dissertation extends the developments of “Symmetric Lenses” and “Edit Lenses” [22, 23], and was supported by the National Science Foundation under grants 0534592, *Linguistic Foundations for XML View Update*, and 1017212, *Algebraic Foundations for Collaborative Data Sharing*.

ABSTRACT

SYMMETRIC EDIT LENSES:

A NEW FOUNDATION FOR BIDIRECTIONAL LANGUAGES

Daniel Wagner

Benjamin C. Pierce

Lenses are bidirectional transformations between pairs of connected structures capable of translating an edit on one structure into an edit on the other. Most of the extensive existing work on lenses has focused on the special case of *asymmetric lenses*, where one structure is taken as primary and the other is thought of as a projection or view. Some symmetric variants exist, where each structure contains information not present in the other, but these all lack the basic operation of *composition*. Additionally, existing accounts do not *represent* edits carefully, making incremental operation difficult or producing unsatisfactory synchronization candidates. We present a new symmetric formulation which works with descriptions of changes to structures, rather than with the structures themselves. We construct a semantic space of *edit lenses* between “editable structures”—monoids of edits with a partial monoid action for applying edits—with natural laws governing their behavior. We present generalizations of a number of known constructions on asymmetric lenses and settle some longstanding questions about their properties—in particular, we prove the existence of (symmetric monoidal) tensor products and sums and the *non*-existence of full categorical products and sums in a category of lenses. Universal algebra shows how to build *iterator lenses* for structured data such as lists and trees, yielding lenses for operations like mapping, filtering, and concatenation from first principles. More generally, we provide mapping combinators based on the theory of *containers* [2]. Finally, we present a prototype implementation of the core theory and take a first step in addressing the challenge of translating between user gestures and the internal representation of edits.

Contents

1	Introduction	1
1.1	Asymmetric Lenses	2
1.2	Alignment	4
1.3	Symmetry	8
1.4	Performance	12
1.5	Syntax	12
1.6	Contributions	14
1.7	Notation and Conventions	15
2	Symmetric Lenses	17
2.1	Fundamental Definitions	17
2.2	Equivalence	24
2.3	Basic Constructions	26
2.4	Products	36
2.5	Sums and Lists	44
2.6	Iterators	58
2.6.1	Lists	59
2.6.2	Other Datatypes	64
2.7	Containers	66

2.8	Asymmetric Lenses as Symmetric Lenses	70
2.9	Conclusion	80
3	Edit Lenses	81
3.1	Overview	81
3.2	Edit Lenses	85
3.3	Edit Lens Combinators	91
3.4	Containers	132
3.5	Adding Monoid Laws	141
3.6	From State-Based to Edit Lenses and Back	148
3.7	Conclusion	151
4	Prototype Library for Edit Lenses	152
4.1	Introduction	152
4.2	Usage Example and Functionality	155
4.3	Implementation Details	156
4.4	Conclusion	163
5	Related Work	164
5.1	Graph-based delta lenses	165
5.1.1	Asymmetric	168
5.1.2	Symmetric	170
5.2	Comma category lenses	173
5.3	Algebraic rephrasing	176
5.4	Matching lenses	180
5.5	Annotation-based delta lenses	181
5.6	Constraint maintainers	182

6	Conclusion	184
6.1	Future Work	186
6.2	Closing Thought	189
A	Full code	190
A.1	LICENSE	190
A.2	demos/edit-lenses-demo.cabal	191
A.3	demos/lens-editor.hs	191
A.4	demos/no-gtk.hs	193
A.5	demos/Data/Lens/Edit/String.hs	194
A.6	demos/Data/Module/String.hs	194
A.7	lib/edit-lenses.cabal	199
A.8	lib/Data/Container.hs	200
A.9	lib/Data/Iso.hs	200
A.10	lib/Data/Module.hs	201
A.11	lib/Data/Lens/Bidirectional.hs	201
A.12	lib/Data/Lens/Edit.hs	201
A.13	lib/Data/Lens/Edit/Container.hs	202
A.14	lib/Data/Lens/Edit/List.hs	203
A.15	lib/Data/Lens/Edit/Primitive.hs	206
A.16	lib/Data/Lens/Edit/Product.hs	208
A.17	lib/Data/Lens/Edit/Stateful.hs	210
A.18	lib/Data/Lens/Edit/Stateless.hs	211
A.19	lib/Data/Lens/Edit/Sum.hs	211
A.20	lib/Data/Module/Class.hs	213
A.21	lib/Data/Module/Container.hs	213

A.22 lib/Data/Module/List.hs	215
A.23 lib/Data/Module/Primitive.hs	216
A.24 lib/Data/Module/Product.hs	216
A.25 lib/Data/Module/Shape.hs	217
A.26 lib/Data/Module/Sum.hs	217

List of Tables

1.1	Feature coverage for various approaches to bidirectional programming	2
1.2	Function and lens types	16
5.1	Feature coverage for various alternatives to edit lenses	164
6.1	Feature coverage for various lens frameworks	185

List of Figures

1.1	A naive implementation of the bidirectional <code>map</code> operation	4
1.2	The <i>lower</i> lens converts a possibly-upper-case letter into a definitely-lower-case one	5
1.3	Auxiliary unidirectional functions used in the definition of $-^*$	6
1.4	A school's staff list, as seen by HR and by the principal's secretary .	7
1.5	A slightly more complicated synchronization scenario	9
1.6	Asymmetric lens life cycle, and some proposed symmetric variants . .	10
1.7	A whimsical symmetric synchronization scenario	11
1.8	Adding an intermediate structure can improve modularity	12
2.1	Behavior of a symmetric lens	19
2.2	Synchronizing lists of sums	22
3.1	A simple (complement-less) edit lens in action.	82
3.2	A lens with complement.	84
3.8	A consistent triple for the partition lens.	115
4.1	A demonstration use of the prototype, using the composers lens . . .	154
4.2	Summary of the module hierarchy in the prototype implementation .	158
5.1	A school's staff list, as seen by HR and by the principal's secretary .	179

5.2	An easily fixed misalignment	180
5.3	With dictionary lenses, changing a key causes information loss	181

Chapter 1

Introduction

Recent years have seen increased interest in the area of bidirectional programming. Broadly speaking, the problem domain involves maintaining a connection between two different representations of otherwise very similar information. The strong connections between an in-memory representation of a data structure and its serialized form; a piece of source code and its parsed abstract syntax tree [44]; tool-specific configuration formats and a common configuration format [35]; a database and some particular summary of interest; or two distant but partially replicated computers [43] are all examples of areas where two pieces of data are very similar. We will call each of the two objects in these pairings *repositories*. In each case, one would like the two repositories to stay “in sync”: modifications to one repository should be propagated and reflected in the other.

At the moment, one common way of tackling this problem is to design, by hand, two programs that work together. Calling the two repositories X and Y , the first program translates updates to X into updates to Y , and the second translates in the other direction, turning updates to Y into updates to X . (Taking the example of connecting a piece of source code and its abstract syntax tree from above, these two programs might be a parser and a pretty-printer.) Programming in this style, however, quickly grows unmanageable. Recent developments in bidirectional transformations have suggested that a language-based approach—that is, the creation of a language where each program represents two transformations—may be more practical in many ways. Existing languages have a uniform interface across terms: different programs are run in the same manner. This means that such bidirectional programs are easy to extend to accommodate the evolution of the data structures being connected. Moreover, the language itself can provide evidence that the transformations are correct, for example, by guaranteeing that any transformation that can be constructed within the language will restore synchrony on each run, will not discard too much information, will not disrupt synchrony unnecessarily, or similar behavioral guarantees.¹ Designing a language is also a more modular approach to solving the

¹We will use “synchronize” and related words informally to mean simply “maintain a correspon-

	Alignment	Symmetry	Performance	Syntax
asymmetric delta lenses	✓			✓
symmetric delta lenses	✓	✓		
comma category lenses	✓			
group-based lenses	✓			
matching lenses	✓			✓
annotation-based lenses	✓			✓
constraint maintainers	✓	✓		✓
symmetric lenses		✓		✓
edit lenses	✓	✓	✓	✓

Table 1.1: Feature coverage for various approaches to bidirectional programming

bidirectional transformation problem, as the design of bidirectional building blocks can be separated from the process of gluing the blocks together into particular useful transformations.

The term “lens” is a broad term encompassing a large family of related language-based approaches to the bidirectional transformation problem. In §1.1, we will introduce one of the earliest language-based approaches, asymmetric lenses, as a way to ground our ongoing discussion of the features that make bidirectional programming attractive and practical. We will identify four key challenges in lens design: alignment (the ability to represent data evolution precisely, §1.2), symmetry (no more restrictions on one piece of connected data than on the other, §1.3), performance (handling data in an incremental way, §1.4), and syntax (the existence of example transformations, §1.5). Table 1.1 compares extant lens frameworks with respect to these four key features, with a focus on frameworks which aim at dealing with the problem of alignment. We will discuss this figure in depth in Chapter 5; for now, it suffices to observe that the edit lens framework as described in this document is the first framework to support all four features.

1.1 Asymmetric Lenses

One well-studied approach to bidirectional programming is the framework of *asymmetric, state-based* lenses. A thorough review of this work is available elsewhere [17], so we will give only a brief introduction to the core concepts. Suppose there are two repositories; one repository stores a piece of data represented by an element of the set

dence between two repositories by propagating edits in both directions”. A full-blown synchronization tool would also include, at a minimum, some mechanism for dealing with conflicts between disconnected edits to the two structures, which is outside the scope of this document. Note, though, that we will go beyond most existing synchronization tools in allowing the repositories to be structured differently and to share only a part of their information.

S , and the other stores an element of V . Then a lens connecting the two repositories has three components:

$$\begin{aligned} get &\in S \rightarrow V \\ put &\in V \times S \rightarrow S \\ create &\in V \rightarrow S \end{aligned}$$

In this model, the V repository is a *view* of or *query* on the S repository (called a *source*): that is, it can be completely reconstructed from the other without additional outside information. The type of the *get* component of the lens reflects this assumption. In most cases, a query will keep only some of the information available in the source; as a result, the opposite reconstruction property—that the source can be completely reconstructed from the view—usually does not hold. Asymmetric, state-based lenses handle this situation by allowing their other major function component to have access to both a modified value from the view repository *and* an original value from the source repository to merge the new data into, as reflected in the type of *put*. As a technical detail, it is sometimes convenient to demand (and rarely difficult to supply) a way to generate a value in the source repository with some sane defaults. This is the *create* component of the lens.

Lenses have one more piece, which was alluded to above. The structure described so far already addresses the need to give two transformations (namely *get* and *put*), but does not yet address our desire to prove that these two transformations work well together. Let us first try to build an intuition for what “works well together” might mean before we formalize this. Suppose we have a lens ℓ ; to simplify things, we will take $\ell.get$ to be unassailable² and phrase all our desires in terms of constraints on $\ell.put$ and $\ell.create$. It is natural to expect two things from our lens: first, that $\ell.put$ changes enough—that whatever change we make to the view is faithfully reflected in the source so that future calls to $\ell.get$ give exactly the value we changed the view to—and second, that $\ell.put$ does not change too much—that only the parts of the source that are used to compute the view are modified. Three behavioral laws address this intuition:

$$\begin{array}{ll} put(get(s), s) = s & \text{GETPUT} \\ get(put(v, s)) = v & \text{PUTGET} \\ get(create(v)) = v & \text{CREATEGET} \end{array}$$

The PUTGET law formalizes the expectation that $\ell.put$ changes enough; the GETPUT law takes a step toward formalizing the expectation that $\ell.put$ does not change too much. In fact, the GETPUT law only guarantees that unmodified views result in unmodified sources, but any change to the view, no matter how tiny, voids all further guarantees; this has been viewed as a weakness of some previous approaches. It is very

²We will use record notation for lens components, so that $\ell.get$ is the *get* component of ℓ .

$$\begin{aligned}
\ell^*.get(t) &= \text{map}(\ell.get, t) \\
\ell^*.create(u) &= \text{map}(\ell.create, u) \\
\ell^*.put(t, u) &= \text{zip}(\ell.put, \text{map}(\ell.create), \text{const}(\langle \rangle), t, u)
\end{aligned}$$

Figure 1.1: A naive implementation of the bidirectional `map` operation

hard to come up with a better generic guarantee than this within the asymmetric, state-based lens framework, but Chapter 3 takes an unexpected step in refining this behavioral law. The third law, `CREATEGET`, serves a similar purpose to the `PUTGET` law. Collectively, these behavioral laws are often also called *roundtrip laws*: another way to read them is that in a given “round trip” through the lens the repository returns to exactly the same state it started at. In the remainder, we will write $\ell \in S \overset{a}{\leftrightarrow} V$ to assert that ℓ is an asymmetric, state-based lens—that is, that it is a triple of functions whose types are as above that satisfy the three behavioral laws discussed. We will use record notation to refer to the three components; thus $\ell.get$ is the first field of the triple, $\ell.put$ the second, and $\ell.create$ the third.

In the remaining sections, we use asymmetric lenses as a vehicle to explore the importance of and challenges involved in supporting good alignment strategies, information symmetry, good performance, and a rich syntax.

1.2 Alignment

One very common operation when doing functional (unidirectional) programming is the `map` operation, which runs a computation on each element of a list. To give an idea of how common, as of April 3, 2012, there were 3878 packages on Hackage [50], the central code repository for Haskell projects, which made a total of 90,040 calls to `map`—an average of more than twenty calls per project.³ Most serious attempts at designing a bidirectional language therefore provide some variant of a mapping operation. Since it is such a popular operation, it is important to carefully address the behavior of the bidirectional `map` (which we will denote by $-^*$ to distinguish it from the unidirectional version), and that turns out to be surprisingly difficult! To see why, let us implement $-^*$ in the most obvious way; then we can discuss the deficiencies of this approach.

Like `map`, which is parameterized by a unidirectional function to apply to list elements, $-^*$ will be parameterized by a bidirectional operation. That is, writing S^* for the set of lists with elements drawn from S , when $\ell \in S \overset{a}{\leftrightarrow} V$, we will have

³In fact, the program used to calculate these numbers itself makes two calls to `map`:
`ack -cl '\bmap\b' | cut -d: -f2 |`
`ghc -e 'interact $ unlines . map show . scanl (+) 0 . map read . lines'`

$$\begin{aligned}
\text{lower.get}(c) &= \text{the lower case version of } c \\
\text{lower.put}(c', c) &= \begin{cases} \text{the upper case version of } c' & \text{A} < c < \text{Z} \\ c' & \text{otherwise} \end{cases} \\
\text{lower.create}(c) &= c
\end{aligned}$$

Figure 1.2: The *lower* lens converts a possibly-upper-case letter into a definitely-lower-case one

$\ell^* \in S^* \xleftrightarrow{a} V^*$. Figure 1.1 defines the $-^*$ lens, relying on some auxiliary definitions given in Figure 1.3. The *get* and *create* operations are fairly straightforward—direct analogues of the unidirectional version—but the *put* operation is more delicate. Since *put* takes one value from each repository, the $\ell^*.put$ operation takes two lists, of types S^* and V^* . When these lists are the same length they can just be zipped together, applying $\ell.put$ to pairs of elements in the same positions in the two lists. When they are different lengths, there have been insertions or deletions. Deletions can be reflected directly by deleting the last few elements of the S^* list until the lengths match. For insertions, we recover elements of S by treating the last few elements of the V^* list as the insertions and using *create* to fabricate S elements to insert.

Figure 1.2 defines a lens *lower* that converts a character to lower case so that we can demonstrate the behavior of $-^*$.

$$\begin{aligned}
\text{lower}^*.get(\text{UpperCasedQord}) &= \text{uppercasedqord} \\
\text{lower}^*.put(\text{uppercasedword}, \text{UpperCasedQord}) &= \text{UpperCasedWord} \\
\text{lower}^*.put(\text{uppercased}, \text{UpperCasedWord}) &= \text{UpperCased} \\
\text{lower}^*.put(\text{uppercasedsentence}, \text{UpperCasedWord}) &= \text{UpperCasedSentence}
\end{aligned}$$

All of these examples behave essentially optimally. However, not all is well; a simple example of the so-called *alignment problem* is something like this, where we have an insertion in the middle of the word to correct the spelling of “upper”:

$$\text{lower}^*.put(\text{uppercasedword}, \text{UpperCasedWord}) = \text{UpperCaseDword}$$

Because $\text{lower}^*.put$ only looks at a lower-cased element’s position when deciding which mixed-case character to match it up with, we have incorrectly *aligned* the new view with the old source this way:

U	p	e	r	C	a	s	e	d	W	o	r	d	
u	p	p	e	r	c	a	s	e	d	w	o	r	d

$$\begin{aligned}
\text{map}(f, t) &= \begin{cases} \langle \rangle & t = \langle \rangle \\ f(x) : \text{map}(f, t') & t = x : t' \end{cases} \\
\text{zip}(f, g, h, t, u) &= \begin{cases} f(x, y) : \text{zip}(f, g, h, t', u') & t = x : t' \wedge u = y : u' \\ g(t) & t = x : t' \wedge u = \langle \rangle \\ h(u) & t = \langle \rangle \wedge u = y : u' \\ \langle \rangle & t = u = \langle \rangle \end{cases} \\
\text{const}(x) &= \lambda y. x
\end{aligned}$$

Figure 1.3: Auxiliary unidirectional functions used in the definition of $-^*$

A better alignment would look like this:

```

U p e r C a s e d W o r d
| | \ \ \ \ \ \ \ \ \ \ \
u p p e r c a s e d w o r d

```

One natural reaction to this infelicity is to think of the `diff` algorithm [26] or something similar. This idea has been developed quite far [7]; let us see how. At first blush, it seems difficult to use the `diff` algorithm directly. Elements of the source and view have different types, so it is not clear how to compare them.⁴ However, the alignment diagram above may be broken into two stages:

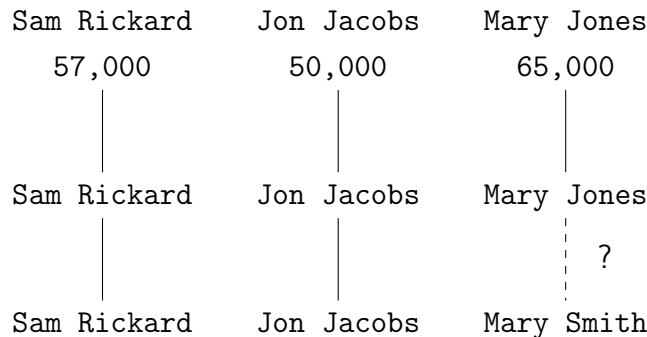
<pre> U p e r C a s e d W o r d u p e r c a s e d w o r d \ \ \ \ \ \ \ \ \ \ u p p e r c a s e d w o r d </pre>	<p>old source (of type S^*)</p> <p>old view (of type V^*)</p> <p>new view (of type V^*)</p>
--	--

In this restructured alignment diagram, the upper alignment (which connects elements of different types) will always be completely flat, and hence requires no sophisticated tools to generate. In contrast, the lower alignment contains all the interesting information, and is the one we hope to compute with `diff`. Moreover, the connections in the lower alignment are now between elements of the same type, making the use of `diff` much more plausible. One wrinkle is that the data in this example is

⁴One might be tempted to use `diff` anyway, or to use a case-insensitive `diff`. In the general case, the elements of the source and view lists are very different kinds of objects, so that kind of trick does not scale well.

Teacher name	Salary	Teacher name	Teacher name
Sam Rickard	57,000	Sam Rickard	Sam Rickard
Jon Jacobs	50,000	Jon Jacobs	Jon Jacobs
Mary Jones	65,000	Mary Jones	Mary Smith

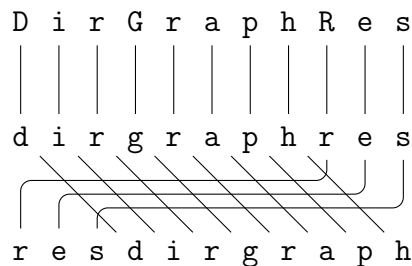
(a) HR's view (b) A secretary's view (c) After an update



(d) Whether the marked edge should be included or not depends on invisible context

Figure 1.4: A school’s staff list, as seen by HR and by the principal’s secretary

unrealistically simple, and more complicated data often needs more complicated tools for specifying the cost function that `diff` uses. Another wrinkle is that in real-world situations, one often wants to discover alignments with crossings like



which require more sophisticated algorithms than the traditional `diff`.
 Indeed, it is not even clear that it is always possible to correctly guess the alignment given just an old and a new copy of the data. Figure 1.4 gives an example of a particularly tricky situation involving a school’s employee database. Part a shows the full database, which includes a listing of all the teachers and their salaries. It transpires that the school secretary finds it useful to have access to this database; however, the secretary should not be privy to the confidential salary information. Consequently there is a secretarial view, shown in part b, with salaries redacted, and we would like to keep the database and view synchronized using a $-^*$ lens. Now, suppose one of two scenarios happens:

- Mary Jones gets married and changes her name to Mary Smith.
- Mary Jones retires, and the school hires a replacement who, by coincidence, shares her first name: Mary Smith.

In both cases, when the secretary updates her document, it will look as it does in part c. As shown in part d, there are really two feasible alignments, corresponding to whether the dotted edge should be present or not. In the first scenario above, the edge should be present: we should align Mary with her former self, and reflect the change as an update to her name (but keep her old salary). In contrast, in the second scenario, the edge should not be present: we should not align the new Mary with any of the teachers that used to teach at the school. Since only the old and new copies of the secretary’s document are available to a lens, the lens cannot choose correctly. The context under which the change was made is invisible to the lens, and it has no way to distinguish between these two scenarios merely by observing what has changed.

Clearly, discovering alignment information is a tricky business. Additionally, many lens frameworks treat such alignment information as a second-class citizen: it is not passed, stored, or returned by the lens. Because of this, it is not possible for an outside tool to provide hints about the alignment; the implementation of alignment discovery is intermingled with the implementation of alignment usage and propagation inside each lens’ definition; and alignment information cannot be internally communicated between lens components. The conclusion we must draw is that designing a well-behaved $-^*$ combinator involves rethinking some or all of the theoretical foundations of lenses to address the representation, propagation, and use of alignment information.

1.3 Symmetry

Let us turn our attention to a second fundamental challenge in lens design: symmetry. The asymmetric lenses discussed above assume that one repository is a view of the other. In the following, we will discuss two bidirectional scenarios, one that highlights the need to relax this assumption, and one that identifies a useful feature of asymmetric lenses that has long been thought incompatible with symmetry.

Continuing the example from 1.2, suppose the school secretary decided to begin tracking which room each teacher uses. The two lower tables in Figure 1.5 shows how the two repositories might look after this schema change. As before, the salary information should be hidden from the secretary for privacy reasons; on the other hand, in our new scenario the human resources department is not interested in room assignments. Unfortunately, this slight modification puts our scenario firmly outside the realm of problems that asymmetric, state-based lens tools can help with: neither repository can be completely reconstructed just from the information available in the other.

Since the problem is that neither repository contains all the information, one thing that can be done is to design a third repository that *does* contain all the information.

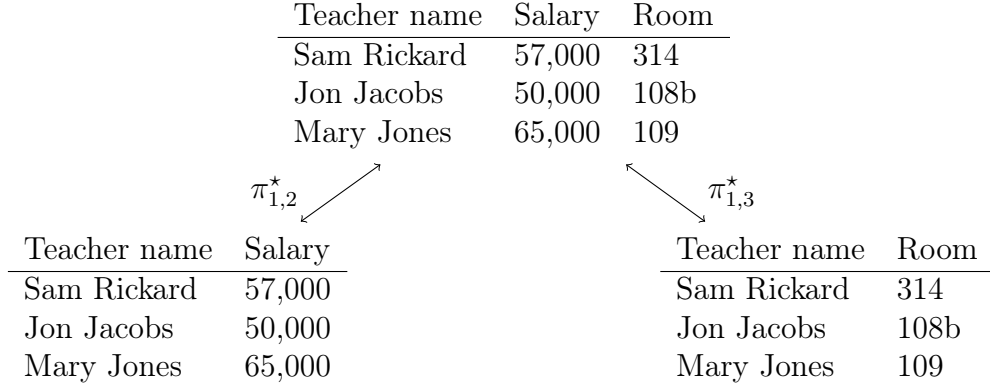


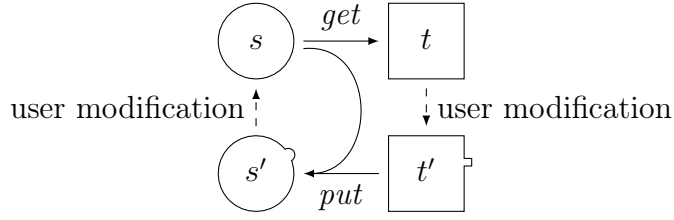
Figure 1.5: A slightly more complicated synchronization scenario

One would then design two lenses with that third repository as a common source, as shown in the remainder of Figure 1.5. The new repository sits at the top, and contains teacher names, salaries, and room assignments all in one location. The two repositories we are really interested in sit below, and are derived via two lenses. (We introduce the notation π_{i_1, \dots, i_n} for the lens which projects out distinct fields i_1, \dots, i_n of a tuple. To be really precise, each omitted field would need an additional annotation giving a value to return from the *create* operation, but these annotations are elided to avoid clutter.)

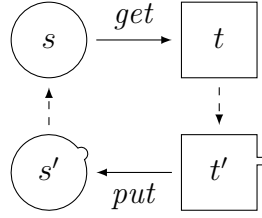
Suppose the secretary updates the room assignments document. The process to find a corresponding update for the salary document involves two lens operations: first $\pi_{1,3}^*.put$ to update the common source, then $\pi_{1,2}^*.get$ to regenerate the salary document from the common source.

This approach is workable, and is fairly comprehensive. However, it is a little bit awkward in a few ways, the most notable of which is that we are now constructing two lenses. Even in this simple example, we can see that the structure of the lenses are very similar. All of the arguments which led people to prefer bidirectional languages over pairs of unidirectional programs in the first place—uniformity, guaranteed correctness, maintainability, modularity, etc.—arise here against writing pairs of bidirectional programs, too. It would be better to develop some theory which models the two operations together, so that we can write a single program and derive the two synchronization operations of interest. One could continue by designing a “bi-bidirectional” language—where each term could be interpreted as two lenses which are intended to be run back-to-back as in this example—but we choose instead to reconsider the foundations of lens theory and design a framework of symmetric bidirectional transformations that natively handles symmetric scenarios.

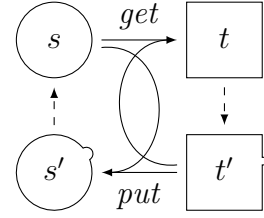
Let us address ourselves to what makes asymmetric lenses asymmetric in the first place. Figure 1.6a shows the typical life-cycle of an asymmetric lens $\ell \in S \xrightarrow{a} T$, ignoring *create* for the moment. Drawing the types of the *get* and *put* operations this



(a) Asymmetric, state-based lenses



(b) (Partial) isomorphisms



(c) Constraint maintainers

Figure 1.6: Asymmetric lens life cycle, and some proposed symmetric variants

way highlights their asymmetry, and quickly suggests two ways of symmetrizing the theory. Parts b and c illustrate these two ways, namely, removing the extra arc in the type of *put*, or adding an extra arc to the type of *get*. Together with some appropriate roundtrip laws, the former are known as isomorphisms, and several languages whose terms represent invertible functions in this way have been designed [10, 44]. They are especially useful as a formalism when the extra information available in the repositories is unimportant. For example, when parsing text, the exact whitespace used may not be available in the abstract syntax tree, but often a few simple rules will produce very similar replacement whitespace; and moreover the whitespace has aesthetic but not semantic significance. In the example given above, however, the extra information *is* important, and cannot be replaced with default data: resetting room assignments and salaries on each roundtrip would be very undesirable behavior.

The latter (again with some appropriate roundtrip laws) are known as constraint maintainers [38], and do handle extra information quite explicitly. Constraint maintainers would be a good formalism to use when designing a bidirectional transformation for the school scenario above. They can express the connection between salaries and room numbers—that is, no connection at all—well, and support a **map**-like combinator to turn this single-record maintainer into one which handles lists of records like the ones stored in the repositories. However, constraint maintainers do not support *sequential composition*, the ability to run one maintainer after the other, and experience with asymmetric lenses shows that this is a very common tool when designing

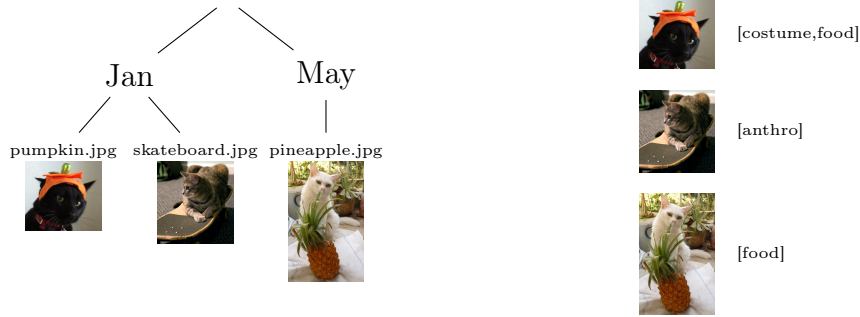


Figure 1.7: A whimsical symmetric synchronization scenario

bidirectional programs. To see why, we will introduce a bidirectional transformation which is most naturally modeled using composition.

The whimsical situation shown in Figure 1.7 involves a web server, which must keep a file system storing pictures of cats synchronized with a user-modifiable web page (modeled here as a list of cat pictures with descriptive tags).⁵ One natural approach to implementing this transformation is pictured in Figure 1.8. First, we separately implement two constraint maintainers: a *flatten* maintainer that flattens trees to lists by extracting the leaves, and a *relabel* maintainer that describes the connection between a single leaf in our original tree and a single list entry in our final list. We would then like to run these maintainers back-to-back; that is, we would like a sequential composition operator $-; -$ with a typing rule like:

$$\frac{k \in A \stackrel{c}{\leftrightarrow} B \quad \ell \in B \stackrel{c}{\leftrightarrow} C}{k; \ell \in A \stackrel{c}{\leftrightarrow} C}$$

Unfortunately, implementing this combinator is not possible: we must design the $(k; \ell).get \in A \times C \rightarrow C$ component using the components $k.get$, $k.put$, $\ell.get$, and $\ell.put$, all of which require a B as input. It is certainly possible to build a constraint maintainer which has the desired behavior wholesale, but this involves writing both constraint maintenance functions and proving that they are consistent with each other—the exact task we set out to avoid by designing a language. Alternately, one can step a little bit outside the constraint maintainer framework by keeping a copy of the “intermediate” repository around somewhere and running the constraint maintainers in sequence on each update. Making this choice, however, leads one to immediately ask how to model such maintainer chains and what behavioral guarantees one can expect!

So an ideal model would capture the behavior of “sequencing”, retain a symmetric presentation, and allow each repository to retain information not available in the other.

⁵Pictures used with permission [4, 11, 53].

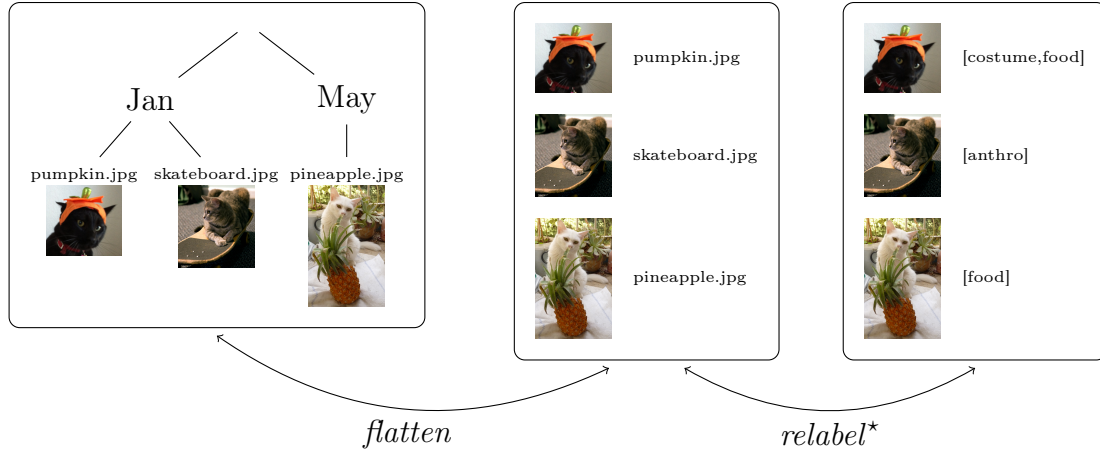


Figure 1.8: Adding an intermediate structure can improve modularity

1.4 Performance

Real-world synchronization tools inevitably address a third concern: performance. Typical repositories are large objects; consequently, there can be significant time or memory costs associated with processing the data in a repository or transmitting a repository across a network. For existing file system synchronization tools like `rsync`, `DropBox`, and `Unison`; collaborative document editing tools like `Apache Wave` and `Google Docs`; and revision control systems like `CVS`, `SVN`, `darcs`, `mercurial`, and `git` [5, 8, 12, 15, 18, 19, 42, 43, 45, 49], network speed is a significant bottleneck. For these tools, where little computation on the repositories themselves is required, the relatively simple *delta compression* technique, which involves noting what has changed since a previous run of the tool, provides a serious network transmission performance boost. For bidirectional transformations, where repositories must be not just copied but transformed, computation time or memory usage may also be concerns. Extending the use of delta compression to address processing speed and memory requirements involves, in part, showing that the computations of interest can be performed solely by inspecting the deltas—that is, without decompressing and traversing the original repositories. Since it seems likely that a practical tool will need to avoid incurring high resource usage, a theory that faithfully models a successful tool should therefore model not just repository states but also repository edits, edit transformations, and the connection between edits and repository states.

1.5 Syntax

One of the outstanding features of the body of asymmetric, state-based lens work and its closest variants is the devotion to retaining a large collection of lenses and

lens combinators that have the appropriate types and behavior for the given lens framework. This feature—which we will call a *syntax*—is well worth emulating, for several reasons. The simplest stems from the variety of examples given in previous sections. Even in seemingly simple scenarios, there is often endless variation. Instead of designing a synchronization tool that addresses one of these scenarios, we set our sights higher: we wish to design a synchronization-tool-making tool that makes it easy to address any of the scenarios. Thus we want to find a collection of basic building blocks and ways of combining those blocks that can be used together to customize the bidirectional transformation for many different use cases.

Additionally, designing a syntax in parallel with the language semantics is a valuable cross-validation technique. On several occasions during the development of the framework described in this document, we found a desirable transformation which could not be implemented within the type or behavioral guarantees of our framework. Each time this happens, one then has a valuable opportunity to reevaluate both the lens framework and the transformation. A particularly good example of this, which we will discuss in greater depth in Chapter 2, is the transformation which duplicates information.⁶ Many lens frameworks rule this transformation illegal (including ours), because supporting it involves relaxing the restriction that a single pass of the synchronization tool produces a synchronized state. Whether one prioritizes behavioral guarantees like single-pass synchronization or richer syntax like duplication lenses may be a matter of taste; but the choice would not be readily apparent without attempting to design the syntax in parallel with the semantics.

Finally, syntax is a proving ground for the practicality of other features. The ultimate goal of a lens theory is to be an integral part of a widely-used tool, and designing a collection of instantiations is a critical first step on that path. A good lens framework can have the potential to solve alignment, symmetry, or performance problems, and attempting to design a syntax can quickly realize or dispel that potential.

Experience from the asymmetric, state-based lens work shows that supporting the majority of synchronization scenarios requires only a handful of lenses. The most basic lenses simply copy, insert, or delete data. Modular developments make heavy use of sequential composition for running two lenses one after the other (as discussed in §1.3). One also often wants operations on sums and products such as parallel composition, projection, injection, and conditionals. Some support for lists (especially a mapping operation) and other structured data (typically inductive types with fold and unfold operations) rounds out a fairly complete set of operations for a practical framework to support.

⁶For an example where such a transformation would be useful, imagine the process of turning wiki markup into an HTML page that includes both a table of contents and a content body. One might structure this as duplicating the markup, then extracting the section titles from one duplicate and rendering the other.

1.6 Contributions

This document espouses a foundational effort to rebuild the lens formalism with the above challenges in mind from the beginning. Many previous efforts to address these challenges have begun with asymmetric, state-based lenses as a base and built additional capabilities on top. Adding to the existing theory in this way is quite useful, but a system which attempts to combine these additional features quickly grows baroque. By starting from first principles, we have a unique opportunity to address these concerns in the base theory in a new way. We focus on semantics first (modeling the core behaviors that lenses must allow primitively) and let the syntax (that is, what transformations are possible with the core building blocks) fall subordinate. As we hoped, our commitment to this approach has resulted in an elegant core lens theory which nevertheless has the ability to address each of the four challenges discussed above.

Chapter 2 develops the machinery needed for a symmetric lens theory in isolation from the issues of alignment and performance. The key observation is that we can think of the two transformations in a lens as sharing some state that is independent of the two repositories. We will show that all the usual lens combinators can be construed as pairs of stateful transformations. However, there is a price to pay for symmetry: though the usual transformations are available, they do not have all the same nice properties one expects from the asymmetric world; for example, lens composition is not directly associative. As a result, the machinery developed includes a notion of *lens equivalence*; most properties (including associativity of composition) then hold, but only up to lens equivalence.

In Chapter 3, these observations about how to achieve symmetry will be used as the basis for a system that tackles the alignment and performance problems (while retaining symmetry). Because the exact nature of alignment information is so different between data structures—and even between different transformations on the same structure—the framework proposed in this chapter will treat such information as almost completely abstract. It then becomes the responsibility of each lens definition to specify what information it expects to receive. We then go on to again implement many of the usual lens combinators, and show that many of them are capable of disambiguating between edits that are traditionally the source of serious alignment headaches. Additionally, we observe that the natural way of implementing these lenses results in a lens which operates on relatively small descriptions of what has changed rather than on large repositories, which addresses some of the performance issues raised above.

We discuss a prototype implementation of the edit lens theory in Chapter 4, which includes a Haskell library together with a small demo program that uses the library to synchronize two databases in a simple, text-based file format. This gives us a vehicle to validate the completeness of the edit lens theory. We will find that instantiating our theory to a particular data model—in our case, we will follow tradition and use strings as that model—has challenges of its own involving parsing user actions. We

will give some preliminary thoughts on this challenge, and show that an elegant core library can be developed independent of parsing.

We will explore related bidirectional frameworks in Chapter 5, with a special focus on work which addresses alignment issues. Edit lenses occupy a unique niche in the design space: most other approaches are either asymmetric or do not address the machinery needed to provide key symmetric combinators, and even among the asymmetric approaches it is uncommon to have an elegant theory that is nevertheless capable of addressing performance concerns.

Finally, Chapter 6 summarizes the contributions made by our work. We will review the techniques used to address each of the four challenges raised here, then go on to suggest a collection of additional challenges which could be the basis for future research: multi-repository lenses, a syntax based on linear logic, further algebraic study, application of the theory, and several other miscellaneous extensions. There are many opportunities for an extended theory of lenses; nevertheless, our work is already a step in a new and important direction.

1.7 Notation and Conventions

This section is intended to be a reference for the most common notation used in this dissertation. All non-standard notation will also be introduced and explained inline before its first use, so this section can safely be skimmed or even completely skipped; nevertheless it might be useful for the reader who has forgotten what some particular piece of notation means and would not like to pore through the entire document to find its first use.

Naming When naming a set, we will make the choices that follow (perhaps appending a subscript or prime) unless there is a compelling local reason to choose another name:

- S and V for the source and view of asymmetric lenses,
- V, W, X, Y, Z for the kinds of values synchronized by symmetric lenses,
- and C for complement sets.

If we need a set of edits for a named set, its default name is formed by prepending ∂ ; for example, ∂X is the set of edits to values of type X . Set members will be named with lower case letters that match the set name; for example, $x \in X$ or $s \in S$. The lower case version of ∂ is d ; for example, $dx \in \partial X$. Lenses are named k, ℓ, m , and n .

Lists We use X^* to denote the set of lists with elements drawn from X . A length n list with x_i in the i th position is written $\langle x_1, \dots, x_n \rangle$. A notable special case of this is $\langle \rangle$, the empty list. We will also use $x:t$ to denote the list whose first element is x and

Notation	Meaning
$A \rightarrow B$	normal functions from A to B
$A \rightharpoonup B$	partial functions from A to B
$S \xrightarrow{a} V$	asymmetric, state-based lenses connecting S and V
$X \xrightarrow{c} Y$	constraint maintainers connecting X and Y
$X \leftrightarrow Y$	(Chapter 2) symmetric, state-based lenses connecting X and Y
$X \leftrightarrow Y$	(Chapter 3) symmetric, edit-based lenses connecting X and Y

Table 1.2: Function and lens types

whose remaining elements are in t . When there is only one list involved in the nearby discussion, we will use n to denote the length of that list; otherwise, the notation $|x|$ gives the length of list x . To avoid clutter, we will write singleton lists $\langle x \rangle$ simply as x when it is clear from context both that x is a list element and that we expect a list, not an element. If there is a list $\langle x_1, \dots, x_n \rangle$ (with exactly the subscripts 1 through n), we will also denote this list simply by x with no subscript. We will write $x[i \mapsto v]$ for the list x with index i replaced by element v , that is,

$$x[i \mapsto v] = \langle x_1, \dots, x_{i-1}, v, x_{i+1}, \dots, x_n \rangle.$$

We will also need to deal with the set of infinite lists, which we denote X^ω when the elements are drawn from X . The infinite list with x_i in the i th position is written $\langle x_1, \dots \rangle$, and the infinite list where there is a single element x in every position is written x^ω . As with finite lists, $x:t$ denotes the infinite list whose first element is x and whose remaining elements are in t .

Miscellaneous notation We will use CAMELCASEDSMALLCAPS for the names of behavioral laws; a monospaced font for data; and a sans serif font for code and globally-scoped defined values. We name the canonical single-element set and its single element by the definition $Unit = \{()\}$. When defining and using lenses and similar structures, we will use record notation; for example, $\ell.get$ is the *get* component of lens ℓ . We deal with many variations on functions in this document; Table 1.2 summarizes them.

Chapter 2

Symmetric Lenses

In this chapter, we address the problem of symmetry without regard for alignment or performance issues. We will begin from asymmetric, state-based lenses and build a theory of symmetric, state-based lenses from them, and show how to recover the rich asymmetric syntax in symmetric form. In particular, we will show how to implement lens composition—the process of running two bidirectional transformations, one after the other—long thought to be an operation fundamentally in conflict with symmetric bidirectional presentations. In order to support this operation with the usual algebraic properties like associativity, we will need to develop a theory of behavioral equivalence. Unlike asymmetric theories, where ordinary equality suffices, our symmetric lenses have hidden state whose importance should be discounted when checking whether two lenses compute the same transformation. We will also discuss a collection of bidirectional operations which correspond to common transformations of container-based data types as well as inductive data types built up from products, sums, and type-level recursion. Finally, we will give an account of the connection between asymmetric and symmetric lenses: asymmetric lenses can be lifted to symmetric lenses, and symmetric lenses can be represented as a span of asymmetric lenses.

2.1 Fundamental Definitions

Complements The key step toward symmetric lenses is the notion of *complements*. The idea dates back to a famous paper in the database literature on the view update problem [6] and was adapted to lenses in [7] (and, for a slightly different definition, [37]), and it is quite simple. If we think of the *get* component of a lens as a sort of projection function, then we can find another projection from X into some set C that keeps all the information discarded by *get*. Equivalently, we can think of *get* as returning two results—an element of Y and an element of C —that together contain all the information needed to reconstitute the original element of X . Now the *put* function doesn't need a whole $x \in X$ to recombine with some updated $y \in Y$; it can just take the complement $c \in C$ generated from x by the *get*, since this will

contain all the information that is missing from y . Moreover, instead of a separate *create* function, we can simply pick a distinguished element $missing \in C$ and define $create(y)$ as $put(y, missing)$.

Formally, an *asymmetric lens with complement* mapping between X and Y consists of a set C , a distinguished element $missing \in C$, and two functions

$$\begin{aligned} get &\in X \rightarrow Y \times C \\ put &\in Y \times C \rightarrow X \end{aligned}$$

obeying the following laws for every $x \in X$, $y \in Y$, and $c \in C$:¹

$$\frac{get\ x = (y, c)}{put\ (y, c) = x} \quad (\text{GETPUT})$$

$$\frac{get\ (put\ (y, c)) = (b', c')}{b' = y} \quad (\text{PUTGET})$$

Note that the type is just “lens from X to Y ”: the set C is an internal component, not part of the externally visible type. In symbols, $Lens(X, Y) = \exists C. \{missing : C, get : X \rightarrow Y \times C, put : Y \times C \rightarrow X\}$.

Symmetric Lenses Now we can symmetrize. First, instead of having only *get* return a complement, we make *put* return a complement too, and we take this complement as a second argument to *get*.

$$\begin{aligned} get &\in X \times C_Y \rightarrow Y \times C_X \\ put &\in Y \times C_X \rightarrow X \times C_Y \end{aligned}$$

Intuitively, C_X is the “information from X that is discarded by *get*”, and C_Y is the “information from Y that is discarded by *put*”. Next we observe that we can, without loss of generality, use the same set C as the complement in both directions. (This “tweak” is actually critical: it is what allows us to define composition of symmetric lenses.)

$$\begin{aligned} get &\in X \times C \rightarrow Y \times C \\ put &\in Y \times C \rightarrow X \times C \end{aligned}$$

We can think of the combined complement C as $C_X \times C_Y$ —that is, each complement contains some “private information from X ” and some “private information from Y ”; by convention, the *get* function reads the C_Y part and writes the C_X part, while

¹We can convert back and forth between the two presentations; in particular, if $(get, put, create)$ are the components of a traditional lens, then we define a canonical complement by $C = \{f \in Y \rightarrow X \mid \forall y. get(f(y)) = y\}$. We then define the components $missing'$, get' , and put' of an asymmetric lens with complement as $missing' = create$ and $get'(x) = (get(x), \lambda y. put(y, x))$ and $put'(y, f) = f(y)$. Going the other way, if $(get, put, missing)$ are the components of an asymmetric lens with complement, we can define a traditional lens by $get'(x) = fst(get(x))$ and $put'(y, x) = put(y, snd(get(x)))$ and $create(y) = put(y, missing)$.

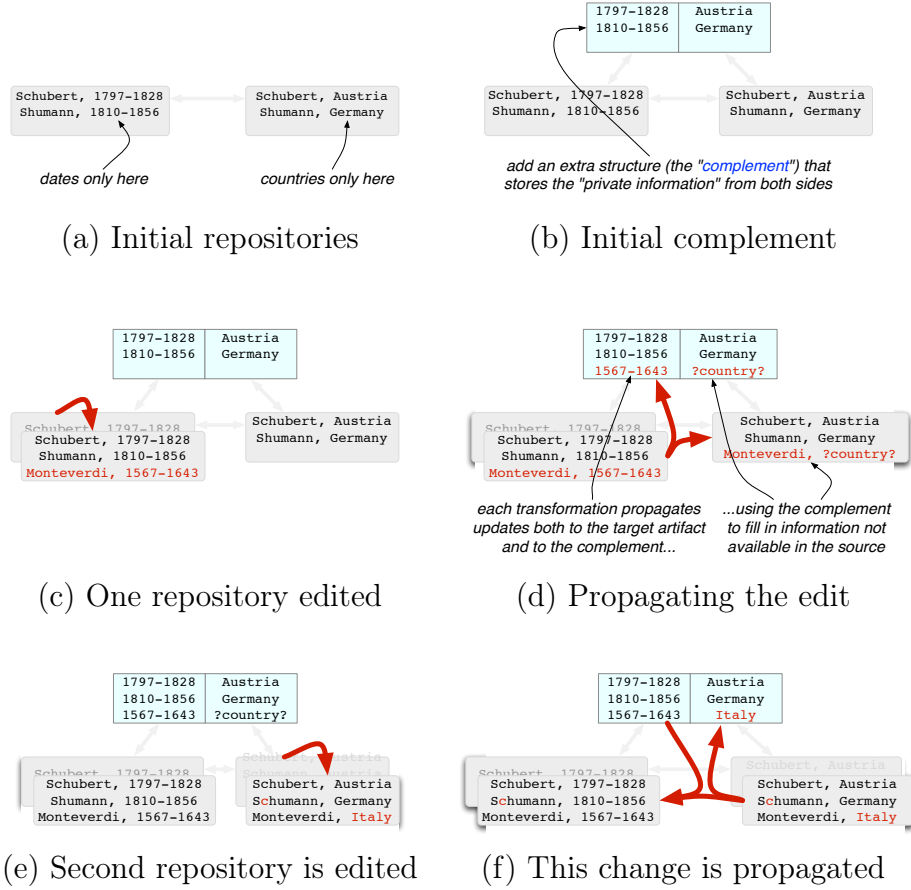


Figure 2.1: Behavior of a symmetric lens

the *put* reads the C_X part and writes the C_Y part. Lastly, now that everything is symmetric, the *get* / *put* distinction is not helpful, so we rename the functions to *putr* and *putl*. This brings us to our core definition.

2.1.1 Definition [Symmetric lens]: A lens ℓ from X to Y (written $\ell \in X \leftrightarrow Y$) has three parts: a set of complements C , a distinguished element *missing* $\in C$, and two functions

$$\begin{aligned} \text{putr} &\in X \times C \rightarrow Y \times C \\ \text{putl} &\in Y \times C \rightarrow X \times C \end{aligned}$$

satisfying the following round-tripping laws:

$$\frac{\text{putr}(x, c) = (y, c')}{\text{putl}(y, c') = (x, c)} \quad (\text{PUTRL})$$

$$\frac{\text{putl}(y, c) = (x, c')}{\text{putr}(x, c') = (y, c)} \quad (\text{PUTLR})$$

When several lenses are under discussion, we use record notation to identify their parts, writing $\ell.C$ for the complement set of ℓ , etc.

The force of the PUTRL and PUTLR laws is to establish some “consistent” or “steady-state” triples (x, y, c) , for which *puts* of x from the left or y from the right will have no effect—that is, will not change the complement. The conclusion of each rule has the same variable c' on both sides of the equation to reflect this. We will use the equation $putr(x, c) = (y, c)$ to characterize the steady states. In general, a *put* of a new x' from the left entails finding a y' and a c' that restore consistency. Additionally, we often wish this process to involve the complement c from the previous steady state; as a result, it can be delicate to choose a good value of *missing*. This value can often be chosen compositionally; each of our primitive lenses and lens combinators specify one good choice for *missing*.

Examples Figure 2.1 illustrates the use of a symmetric lens. The structures in this example are lists of textual records describing composers. The partially synchronized records (a) have a name and two dates on the left and a name and a country on the right. The complement (b) contains all the information that is discarded by both *puts*—all the dates from the left-hand structure and all the countries from the right-hand structure. (It can be viewed as a pair of lists of strings, or equivalently as a list of pairs of strings; the way we build list lenses later actually corresponds to the latter.) If we add a new record to the left hand structure (c) and use the *putr* operation to propagate it through the lens (d), we copy the shared information (the new name) directly from left to right, store the private information (the new dates) in the complement, and use a default string to fill in both the private information on the right and the corresponding right-hand part of the complement. If we now update the right-hand structure to fill in the missing information and correct a typo in one of the other names (e), then a *putl* operation will propagate the edited country to the complement, propagate the edited name to the other structure, and use the complement to restore the dates for all three composers.

Viewed more abstractly, the connection between the information about a single composer in the two tables is a lens from $X \times Y$ to $Y \times Z$, with complement $X \times Z$ —let’s call this lens e . Its *putr* component is given (x, y) as input and has (x', z) in its complement; it constructs a new complement by replacing x' by x to form (x, z) , and it constructs its output by pairing the y from its input and the z from its complement to form (y, z) . The *putl* component does the opposite, replacing the z part of the complement and retrieving the x part. Then the top-level lens in Figure 2.1—let’s call it e^* —abstractly has type $(X \times Y)^* \leftrightarrow (Y \times Z)^*$ and can be thought of as the “lifting” of e from elements to lists.

There are several plausible implementations of e^* , with slightly different behaviors when list elements are added and removed—i.e., when the input and complement arguments to *putr* or *putl* are lists of different lengths. One possibility is to take $e^*.C = (e.C)^*$ and maintain the invariant that the complement list in the output

is the same length as the input list. When the lists in the input have different lengths, we can restore the invariant by either truncating the complement list or padding it with *e.missing*. For example, taking $X = \{a, b, c, \dots\}$, $Y = \{1, 2, 3, \dots\}$, $Z = \{A, B, C, \dots\}$, and $e.missing = (m, M)$, and writing $\langle a, b, c \rangle$ for the sequence with the three elements a , b , and c , we could have:

$$\begin{aligned}
& \text{putr}(\langle (a, 1) \rangle, \langle (p, P), (q, Q) \rangle) \\
= & \text{putr}(\langle (a, 1) \rangle, \langle (p, P) \rangle) && \text{(truncating)} \\
= & \langle (1, P) \rangle, \langle (a, P) \rangle \\
& \text{putr}(\langle (a, 1), (b, 2) \rangle, \langle (a, P) \rangle) \\
= & \text{putr}(\langle (a, 1), (b, 2) \rangle, \langle (a, P), (m, M) \rangle) && \text{(padding)} \\
= & \langle (1, P), (2, M) \rangle, \langle (a, P), (b, M) \rangle
\end{aligned}$$

Notice that, after the first *putr*, the information in the second element of the complement list (q, Q) is lost. The second *putr* creates a brand new second element for the list, so the value Q is gone forever; what's left is the default value M .

Another possibility—arguably better behaved—is to keep an *infinite* list of complements. Whenever we do a *put*, we use (and update) a prefix of the complement list of the same length as the current value being *put*, but we keep the infinite tail so that, later, we have values to use when the list being *put* is longer.

$$\begin{aligned}
& \text{putr}(\langle (a, 1) \rangle, \langle (p, P), (q, Q), (m, M), (m, M), \dots \rangle) \\
= & \langle (1, P) \rangle, \langle (a, P), (q, Q), (m, M), (m, M), \dots \rangle \\
& \text{putr}(\langle (a, 1), (b, 2) \rangle, \langle (a, P), (q, Q), (m, M), (m, M), \dots \rangle) \\
= & \langle (1, P), (2, Q) \rangle, \langle (a, P), (b, Q), (m, M), \dots \rangle
\end{aligned}$$

We call the first form the *forgetful* list mapping lens and the second the *retentive* list mapping lens. We will see, later, that the difference between these two precisely boils down to a difference in the behavior of the lens-summing operator \oplus in the specification $e^* \simeq id_{Unit} \oplus (e \otimes e^*)$ of the list mapping lens.

Figure 2.2 illustrates another use of symmetric lenses. The structures in this example are lists of categorized data; each name on the left is either a composer (tagged **inl**) or an author (tagged **inr**), and each name on the right is either a composer or an actor. The lens under consideration will synchronize just the composers between the two lists, leaving the authors untouched on the left and the actors untouched on the right. The synchronized state (a) shows a complement with two lists, each with holes for the composers. If we re-order the right-hand structure (b), the change in order will be reflected on the left by swapping the two composers. Adding another composer on the left (c) involves adding a new hole to each complement; on the left, the location of the hole is determined by the new list, and on the right it simply shows up at the end. Similarly, if we remove a composer (d), the final hole on the other side disappears.

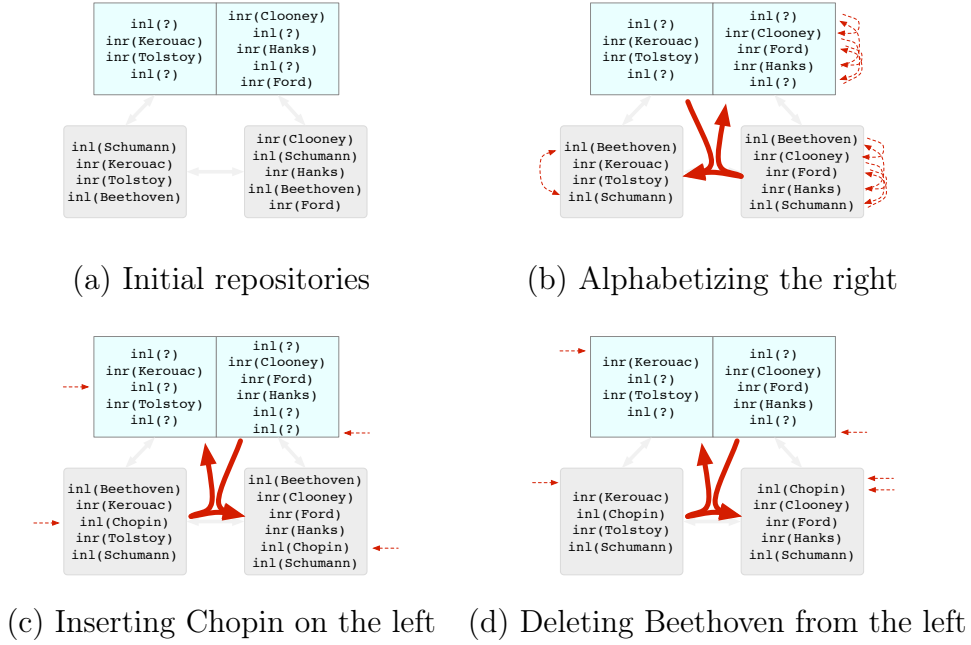


Figure 2.2: Synchronizing lists of sums

Abstractly, to achieve this behavior we need to define a lens *comp* between $(X+Y)^*$ and $(X+Z)^*$. To do this, it is convenient to first define a lens that connects $(X+Y)^*$ and $X^* \times Y^*$; call this lens *partition*. The complement of the *partition* is a list of booleans telling whether the corresponding element of the left list is an X or a Y . The *putr* function is fairly simple: we separate the $(X+Y)$ list into X and Y lists by checking the tag of each element, and set the complement to exactly match the tags. For example:

$$\begin{aligned} \text{putr}(\langle \text{inl } a, \text{inl } b, \text{inr } 1 \rangle, c) &= ((\langle a, b \rangle, \langle 1 \rangle), \langle \text{false}, \text{false}, \text{true} \rangle) \\ \text{putr}(\langle \text{inl } a, \text{inr } 1, \text{inl } b \rangle, c) &= ((\langle a, b \rangle, \langle 1 \rangle), \langle \text{false}, \text{true}, \text{false} \rangle) \end{aligned}$$

These examples demonstrate that *putr* ignores the complement entirely, fabricating a completely new one from its input. The *putl* function, on the other hand, relies entirely on the complement for its ordering information. When there are extra entries (not accounted for by the complement), it adds them at the end. Consider taking the output of the second *putr* above and adding c to the X list and 2 to the Y list:

$$\begin{aligned} \text{putl}((\langle a, b, c \rangle, \langle 1, 2 \rangle), \langle \text{false}, \text{true}, \text{false} \rangle) = \\ (\langle \text{inl } a, \text{inr } 1, \text{inl } b, \text{inl } c, \text{inr } 2 \rangle, \\ \langle \text{false}, \text{true}, \text{false}, \text{false}, \text{true} \rangle) \end{aligned}$$

The *putl* fills in as much of the beginning of the list as it can, using the complement to indicate whether to draw elements from X^* or from Y^* . (How the remaining X and Y elements are interleaved is a free choice, not specified by the lens laws, since this case only arises when we are *not* in a round-tripping situation. The strategy shown

here, where all new X entries precede all new Y entries, is just one possibility.)

Given *partition*, we can obtain *comp* by composing three lenses in sequence: from $(X + Y)^*$ we get to $X^* \times Y^*$ using *partition*, then to $X^* \times Z^*$ using a variant of the lens e discussed above, and finally to $(X + Z)^*$ using a “backwards” *partition*.

Put-Put Laws Studies of asymmetric lenses sometimes consider a fourth behavioral law not discussed above:

$$put(v', put(v, s)) = put(v', s) \quad (\text{PUTPUT})$$

This law is somewhat controversial: some reasonable *get* operations—such as the mapping operation that applies a transformation to each element of a list—cannot be paired with a *put* that satisfies this law, but relying on this law allows one to optimize chains of successive puts and strongly constrains the operation of *put*, preventing some clearly unsatisfactory *put* implementations. We will explore some of the ways one might generalize of this law to the realm of symmetric lenses below.

2.1.2 Lemma: The following “put the same thing twice” laws follow from the ones we have:

$$\frac{putr(x, c) = (y, c')}{putr(x, c') = (y, c')} \quad (\text{PUTR2})$$

$$\frac{putl(y, c) = (x, c')}{putl(y, c') = (x, c')} \quad (\text{PUTL2})$$

We could consider generalizing these to say that putting an arbitrary pair of values, one after the other, is the same as doing just the second *put* into the first complement:

$$\frac{putr(x, c) = (_, c')}{putr(x', c') = putr(x', c)} \quad (\text{STRONG-PUTPUTR}^*)$$

$$\frac{putl(y, c) = (_, c')}{putl(y', c') = putl(y', c)} \quad (\text{STRONG-PUTPUTL}^*)$$

But these laws are very strong—probably too strong to be useful (the $*$ annotations in their names are a reminder that we do *not* adopt them). The reason is that they demand that the effect of every update is completely undoable—not only the effect on the other repository, but also the effect of the first update on the complement must be completely forgotten if we make a second update. In particular, neither of the list-mapping lenses in §2.5 satisfy these laws.

A weaker version of these laws, constraining the output but not the effect on the complement, may be more interesting:

$$\frac{\begin{array}{l} putr(x, c) = (_, c') \\ putr(x', c) = (y, _) \\ putr(x', c') = (y', _) \end{array}}{y = y'} \quad (\text{WEAK-PUTPUTR}^*)$$

$$\begin{array}{l}
putl(y, c) = (_, c') \\
putl(y', c) = (x, _) \\
putl(y', c') = (x', _) \\
\hline
x = x'
\end{array}
\quad (\text{WEAK-PUTPUTL}^*)$$

We do not choose to adopt these laws here because they are not satisfied by the “forgetful” variants of our summing and list mapping lenses. However, the forgetful variants are mainly interesting because of their close connection to analogous asymmetric lenses; in practice, the “retentive” variants seem more useful, and these do satisfy the weak PUTPUT laws.

Alignment The present chapter does *not* deal with the important goal of alignment; we consider only the simple case of lenses that work “positionally”. For example, the lens e^* in the example will always use e to propagate changes between the first element of x and the first element of y , between the second element of x and the second of y , and so on. This amounts to assuming that the lists are edited either by editing individual elements in place or by adding or deleting elements at the end of the list; if an actual edit inserts an element at the head of one of the lists, positional alignment will produce surprising (and probably distressing) results. We will incorporate a richer notion of alignment in Chapter 3.

2.2 Equivalence

Since each lens carries its own complement—and since this need not be the same as the complement of another lens with the same domain and codomain—we now need to define what it means for two lenses to be indistinguishable, in the sense that no user could ever tell the difference between them by observing just the X and Y parts of their outputs. We will use this relation pervasively in what follows: indeed, most of the laws we would like our constructions to validate—even things as basic as associativity of composition—will not hold “on the nose”, but only up to equivalence.

2.2.1 Definition [R -similarity]: Given sets X, Y, C_f, C_g and a relation $R \subset C_f \times C_g$, we say that functions $f \in X \times C_f \rightarrow Y \times C_f$ and $g \in X \times C_g \rightarrow Y \times C_g$ are *R -similar*, written $f \sim_R g$, if they take inputs with R -related complements to equal outputs with R -related complements:

$$\begin{array}{l}
(c_f, c_g) \in R \\
f(x, c_f) = (y_f, c'_f) \\
g(x, c_g) = (y_g, c'_g) \\
\hline
y_f = y_g \wedge (c'_f, c'_g) \in R
\end{array}$$

2.2.2 Definition [Lens equivalence]: Two lenses k and ℓ are *equivalent* (written $k \equiv \ell$) if there is a relation $R \subset k.C \times \ell.C$ on their complement sets with

1. $(k.missing, \ell.missing) \in R$
2. $k.putr \sim_R \ell.putr$
3. $k.putl \sim_R \ell.putl$.

We write $X \iff Y$ for the set of equivalence classes of lenses from X to Y . When ℓ is a lens, we write $[\ell]$ for the equivalence class of ℓ (that is, $\ell \in X \leftrightarrow Y$ iff $[\ell] \in X \iff Y$). Where no confusion results, we abuse notation and drop these brackets, using ℓ for both a lens and its equivalence class.

2.2.3 Lemma: Lens equivalence is an equivalence relation.

Proof: Reflexivity and symmetry are obvious. We briefly sketch transitivity.

Suppose $k \equiv \ell$ (as witnessed by $R_{k\ell}$) and $\ell \equiv m$ (as witnessed by $R_{\ell m}$). We show that the relation

$$R_{km} = R_{k\ell} \circ R_{\ell m} = \{(c_k, c_m) \mid \exists c_\ell. c_k R_{k\ell} c_\ell \wedge c_\ell R_{\ell m} c_m\}$$

witnesses the equivalence $k \equiv m$. It is clear that

$$(k.missing, m.missing) \in R_{km},$$

since we can choose $c_\ell = \ell.missing$. Next, we show that $k.putr \sim_{R_{km}} m.putr$. We may assume three things:

$$\begin{aligned} (c_k, c_m) &\in R_{km} \\ k.putr(x, c_k) &= (y_k, c'_k) \\ m.putr(x, c_m) &= (y_m, c'_m) \end{aligned}$$

Since $(c_k, c_m) \in R_{km}$, we can choose c_ℓ such that $(c_k, c_\ell) \in R_{k\ell}$ and $(c_\ell, c_m) \in R_{\ell m}$. Choosing $(y_\ell, c'_\ell) = \ell.putr(x, c_\ell)$, we then conclude that $y_k = y_\ell$ and $(c'_k, c'_\ell) \in R_{k\ell}$, since $k.putr \sim_{R_{k\ell}} \ell.putr$. Similarly, we can conclude that $y_\ell = y_m$ and $(c'_\ell, c'_m) \in R_{\ell m}$ because $\ell.putr \sim_{R_{\ell m}} m.putr$. Thus $y_k = y_m$ and because of the existence of c'_ℓ , we know $(c'_k, c'_m) \in R_{km}$. But these are exactly the two facts we need to conclude that $k.putr \sim_{R_{km}} m.putr$. A similar argument shows that $k.putl \sim_{R_{km}} m.putl$, and hence that $k \equiv m$. \square

2.2.4 Definition [Put object]: Given a lens $\ell \in X \leftrightarrow Y$, define a *put object* for ℓ to be a member of $X + Y$. Define a function *apply* taking a lens, an element of that

lens' complement set, and a list of put objects as follows (using ML-like syntax):

$$\begin{aligned}
\text{apply}(\ell, c, (\text{inl } x):\text{puts}) &= \text{let } (y, c') = \ell.\text{putr}(x, c) \text{ in} \\
&\quad (\text{inr } y):\text{apply}(\ell, c', \text{puts}) \\
\text{apply}(\ell, c, (\text{inr } y):\text{puts}) &= \text{let } (x, c') = \ell.\text{putl}(y, c) \text{ in} \\
&\quad (\text{inl } x):\text{apply}(\ell, c', \text{puts}) \\
\text{apply}(\ell, c, \langle \rangle) &= \langle \rangle
\end{aligned}$$

2.2.5 Definition [Observational equivalence]: Lenses $k, \ell \in X \leftrightarrow Y$ are *observationally equivalent* (written $k \approx \ell$) if, for every sequence of put objects $P \in (X+Y)^*$ we have

$$\text{apply}(k, k.\text{missing}, P) = \text{apply}(\ell, \ell.\text{missing}, P).$$

2.2.6 Theorem [Equivalence of equivalence]: $k \approx \ell$ iff $k \equiv \ell$.

Proof: (\Leftarrow) Suppose that $k \equiv \ell$ via relation R . For all sequences of put objects P , and for elements $c \in k.C$ and $d \in \ell.C$ such that $(c, d) \in R$, we have $\text{apply}(k, c, P) = \text{apply}(\ell, d, P)$. This follows by induction on the length of P from the definition of apply . Thus, $k \approx \ell$ follows by specialization to $c = k.\text{missing}$ and $d = \ell.\text{missing}$.

(\Rightarrow) Now suppose $k \approx \ell$. To show $k \equiv \ell$, define $R \subseteq k.C \times \ell.C$ by

$$R = \{(c, d) \mid \text{apply}(k, c, P) = \text{apply}(\ell, d, P) \text{ for all } P\}.$$

By assumption, we have $(k.\text{missing}, \ell.\text{missing}) \in R$.

Now suppose that $(c, d) \in R$ and that $k.\text{putr}(x, c) = (y, c')$ and $\ell.\text{putr}(x, d) = (y', d')$. Applying the assumption $(c, d) \in R$ to the length-one sequence $P = \langle \text{inl } (x) \rangle$ shows $y = y'$. To show $(c', d') \in R$ let P be an arbitrary sequence of put objects and define $P' = \text{inl } (x):P$. The assumption $(c, d) \in R$ gives $\text{apply}(k, c, P') = \text{apply}(\ell, d, P')$, hence in particular $\text{apply}(k, c', P) = \text{apply}(\ell, d', P)$, thus $(c', d') \in R$. We have thus shown that $k.\text{putr} \sim_R \ell.\text{putr}$. Analogously, we show that $k.\text{putl} \sim_R \ell.\text{putl}$, and it follows that $k \equiv \ell$ via relation R . \square

2.3 Basic Constructions

With the basic definitions in hand, we can start defining lenses. We begin in this section with several relatively simple constructions.

2.3.1 Definition [Identity lens]: Let $Unit$ be a distinguished singleton set and $()$ its only element.

$id_X \in X \leftrightarrow X$

$ \begin{aligned} C &= Unit \\ missing &= () \\ putr(x, ()) &= (x, ()) \\ putl(x, ()) &= (x, ()) \end{aligned} $
--

To check that this definition is well formed, we must show that the components defined in the lower box satisfy the round-trip laws implied by the upper box. The proof is a straightforward calculation.

2.3.2 Definition [Lens composition]:

$ \frac{k \in X \leftrightarrow Y \quad \ell \in Y \leftrightarrow Z}{k; \ell \in X \leftrightarrow Z} $
--

$ \begin{aligned} C &= k.C \times \ell.C \\ missing &= (k.missing, \ell.missing) \\ putr(x, (c_k, c_\ell)) &= \text{let } (y, c'_k) = k.putr(x, c_k) \text{ in} \\ &\quad \text{let } (z, c'_\ell) = \ell.putr(y, c_\ell) \text{ in} \\ &\quad (z, (c'_k, c'_\ell)) \\ putl(z, (c_k, c_\ell)) &= \text{let } (y, c'_\ell) = \ell.putl(z, c_\ell) \text{ in} \\ &\quad \text{let } (x, c'_k) = k.putl(y, c_k) \text{ in} \\ &\quad (x, (c'_k, c'_\ell)) \end{aligned} $
--

Proof of well-formedness: We show that the lens satisfies PUTRL; the proof that it satisfies PUTLR is entirely symmetric. Assume that k and ℓ each satisfy PUTRL, and that $(k; \ell).putr(x, (c_k, c_\ell)) = (z, (c'_k, c'_\ell))$. From the definition of $(k; \ell).putr$, we can conclude that there is a y such that $k.putr(x, c_k) = (y, c'_k)$ and $\ell.putr(y, c_\ell) = (z, c'_\ell)$.

$$(k; \ell).putl(z, (c'_k, c'_\ell)) = \text{let } (y', c''_\ell) = \ell.putl(z, c'_\ell) \text{ in} \quad (2.3.1)$$

$$\begin{aligned}
&\quad \text{let } (x', c''_k) = k.putl(y', c'_k) \text{ in} \\
&\quad (x', (c''_k, c''_\ell)) \\
&= \text{let } (x', c''_k) = k.putl(y, c'_k) \text{ in} \quad (2.3.2) \\
&\quad (x', (c''_k, c'_\ell))
\end{aligned}$$

$$= (x, (c'_k, c'_\ell)) \quad (2.3.3)$$

Equation 2.3.1 comes from expanding the definition of $(k; \ell).putl$; equation 2.3.2 from applying PUTRL to ℓ and substituting let-bound variables; and equation 2.3.3 from applying PUTRL to k and again substituting let-bound variables. Moreover, this last equation is exactly what is demanded from applying PUTRL to $k; \ell$, so we are done. \square

This definition specifies what it means to compose two lenses. To show that this definition lifts to equivalence classes of lenses, we need to check the following congruence property.

2.3.3 Lemma [Composition preserves equivalence]: If $k \equiv k'$ and $\ell \equiv \ell'$, then $k; \ell \equiv k'; \ell'$.

2.3.4 Definition: The following function on relations is convenient here:

$$R_1 \times R_2 = \{((c_1, c_2), (c'_1, c'_2)) \mid (c_1, c'_1) \in R_1 \wedge (c_2, c'_2) \in R_2\}$$

Proof of 2.3.3: If the simulation R_k witnesses $k \equiv k'$ and R_ℓ witnesses $\ell \equiv \ell'$ then it is straightforward to verify that $R = R_k \times R_\ell$ witnesses $k; \ell \equiv k'; \ell'$. There are three things to show.

1. We wish to show the first line:

$$\begin{aligned} & (k; \ell).missing \ R \ (k'; \ell').missing \\ \iff & (k.missing, \ell.missing) \ R \ (k'.missing, \ell'.missing) \\ \iff & k.missing \ R_k \ k'.missing \wedge \ell.missing \ R_\ell \ \ell'.missing \end{aligned}$$

But the final line is certainly true, since R_k and R_ℓ are simulation relations.

2. We must show that $(k; \ell).putr \sim_R (k'; \ell').putr$. So take $c_k, c_\ell, c_{k'}, c_{\ell'}$ such that $(c_k, c_\ell) \ R \ (c_{k'}, c_{\ell'})$ and choose an input x . Define the following:

$$\begin{aligned} (y, c'_k) &= k.putr(x, c_k) \\ (z, c'_\ell) &= \ell.putr(y, c_\ell) \\ (y', c'_{k'}) &= k'.putr(x, c_{k'}) \\ (z', c'_{\ell'}) &= \ell'.putr(y', c_{\ell'}) \end{aligned}$$

We can then compute:

$$\begin{aligned} (k; \ell).putr(x, (c_k, c_\ell)) &= (z, (c'_k, c'_\ell)) \\ (k'; \ell').putr(x, (c_{k'}, c_{\ell'})) &= (z', (c'_{k'}, c'_{\ell'})) \end{aligned}$$

We need to show that $z = z'$ and that $(c'_k, c'_\ell) \ R \ (c'_{k'}, c'_{\ell'})$. Since $c_k \ R_k \ c_{k'}$, we can conclude that $y = y'$ and $c'_k \ R_k \ c'_{k'}$; similarly, since $c_\ell \ R_\ell \ c_{\ell'}$ and $y = y'$,

we know that $z = z'$ (discharging one of our two proof burdens) and $c'_\ell R_\ell c'_{\ell'}$. Combining the above facts, we find that $(c'_k, c'_\ell) R (c'_{k'}, c'_{\ell'})$ by definition of R (discharging the other proof burden).

3. The proof that $(k; \ell).putl \sim_R (k'; \ell').putl$ is similar to the *putr* case. \square

2.3.5 Lemma [Associativity of composition]:

$$j; (k; \ell) \equiv (j; k); \ell$$

(The equivalence is crucial here: $j; (k; \ell)$ and $(j; k); \ell$ are not the same lens because their complements are structured differently.)

Proof: We define a witnessing simulation relation R by

$$R = \{((c_1, (c_2, c_3)), ((c_1, c_2), c_3)) \mid c_1 \in j.C, c_2 \in k.C, c_3 \in \ell.C\}.$$

The verification is then straightforward. \square

2.3.6 Lemma [Identity arrows]: The identity lens is a left and right identity for composition:

$$id_X; \ell \equiv \ell; id_Y \equiv \ell$$

Proof: For left identity we use the simulation relation R given by $(((), c) R c$ whenever $c \in \ell.C$. The verification is direct.

The proof of the right-identity law $\ell; id \equiv \ell$ is analogous. \square

Thus symmetric lenses form a category, **LENS**, with sets as objects and equivalence classes of lenses as arrows. The identity arrow for a set X is $[id_X]$. Composition is $[k]; [\ell] = [k; \ell]$.

2.3.7 Proposition [Bijective lenses]: Every bijective function gives rise to a lens:

$\frac{f \in X \rightarrow Y \quad f \text{ bijective}}{bij_f \in X \leftrightarrow Y}$

$\begin{aligned} C &= Unit \\ missing &= () \\ putr(x, ()) &= (f(x), ()) \\ putl(y, ()) &= (f^{-1}(y), ()) \end{aligned}$

(If we were implementing a bidirectional language, we might not want to expose *bij* in its syntax, since we would then need to offer programmers some notation for writing down bijections in such a way that we can verify that they *are* bijections and derive

their inverses. However, even if it doesn't appear in the surface syntax, we will see several places where *bij* is useful in talking about the algebraic theory of symmetric lenses.)

Proof of well-formedness: We verify that the PUTRL law holds for bijection lenses; the proof that PUTLR holds is symmetric. Observe that $\text{bij}_f.\text{putr}(x, ()) = (f(x), ())$. We can therefore compute that $\text{bij}_f.\text{putl}(f(x), ()) = (f^{-1}(f(x)), ()) = (x, ())$. Thus, after a round-trip, we return to the same x we started from—and the same complement, $()$, validating the law. \square

In fact, any stateless lens is an instance of a bijection lens:

2.3.8 Lemma: If $\ell \in X \leftrightarrow Y$ and $h \in \ell.C \rightarrow \text{Unit}$ is a bijection, then there exists a bijection $f \in X \rightarrow Y$ such that $\ell \equiv \text{bij}_f$.

Proof: We define:

$$f(x) = \text{fst}(\ell.\text{putr}(x, h^{-1}(())))$$

We must show that f is bijective and that $\text{bij}_f \equiv \ell$. For the former, we exhibit its inverse in g :

$$g(y) = \text{fst}(\ell.\text{putl}(y, h^{-1}(())))$$

The round-trip law PUTRL guarantees that $g(f(x)) = x$, and the round-trip law PUTLR guarantees that $f(g(y)) = y$.

To show the latter, we argue that h witnesses the equivalence. Clearly

$$h(\text{bij}_f.\text{missing}) = \ell.\text{missing}$$

because all elements of $\ell.C$ are equal (and hence $(\text{bij}_f.\text{missing}, \ell.\text{missing}) \in h$). The definition of f makes it clear that $\text{bij}_f.\text{putr} \sim_h \ell.\text{putr}$; similarly, the definition of f 's inverse g makes it clear that $\text{bij}_f.\text{putl} \sim_h \ell.\text{putl}$. \square

2.3.9 Corollary: If $\ell.C$ is a singleton set $\{c\}$ and $\text{fst}(\ell.\text{putr}(x, c)) = x$ for all x , then $\ell \equiv \text{id}$.

This transformation (like several others we will see) respects much of the structure available in our category. Formally, *bij* is a functor. Recall that a *covariant* (respectively, *contravariant*) *functor* between categories \mathcal{C} and \mathcal{D} is a pair of maps—one from objects of \mathcal{C} to objects of \mathcal{D} and the other from arrows of \mathcal{C} to arrows of \mathcal{D} —that preserve typing, identities, and composition:

- The image of any arrow $f : X \rightarrow Y$ in \mathcal{C} has the type $F(f) : F(X) \rightarrow F(Y)$ (respectively, $F(f) : F(Y) \rightarrow F(X)$) in \mathcal{D} .
- For every object X in \mathcal{C} , we have $F(\text{id}_X) = \text{id}_{F(X)}$ in \mathcal{D} .

- If $f; g = h$ in \mathcal{C} , then $F(f); F(g) = F(h)$ (respectively, $F(g); F(f) = F(h)$) in \mathcal{D} .

Covariant functors are simply called functors. When it can be inferred from the arrow mapping, the object mapping is often elided.

2.3.10 Lemma [Embedding bijections]: The bij operator forms a functor from the category ISO, whose objects are sets and whose arrows are isomorphic functions, to LENS—that is, $bij_{id_X} = id_X$ and $bij_f; bij_g = bij_{f;g}$.

Proof: Showing that $bij_{id_X} = id_X$ is a straightforward application of Corollary 2.3.9. Now consider $bij_f; bij_g$. Since its complement is a singleton set, Lemma 2.3.8 tells us that $bij_f; bij_g \equiv bij_h$, where

$$h(x) = \text{fst}((bij_f; bij_g).putr(x, ((), ()))),$$

which can be reduced to:

$$h(x) = g(f(x))$$

Thus $bij_f; bij_g \equiv bij_{f;g}$ as desired. \square

Since functors preserve isomorphisms it follows that bijective lenses are isomorphisms in the category of lenses. However, not every isomorphism in LENS is of that form. This is because a bijective lens displays no dependency on the complement at all, whereas an isomorphism in the category of lenses still allows for some limited interaction with the complement as in the following counterexample.

Define the set $Trit = \{-1, 0, 1\}$ and the function $f \in Trit \times Trit \rightarrow Trit$ which returns its arguments if they are equal and the third possible value if they are not:

c	x	$f(c, x)$
-1	-1	-1
-1	0	1
-1	1	0
0	-1	1
0	0	0
0	1	-1
1	-1	0
1	0	-1
1	1	1

For any particular c , the partial application $f(c)$ is a bijection and an involution. Thus, we can define the following lens, which is its own inverse but is not equivalent to any bijective lens:

$$\text{strange} \in \text{Trit} \leftrightarrow \text{Trit}$$

$$\begin{array}{ll} C & = \text{Unit} + \text{Trit} \\ \text{missing} & = \text{inl } () \\ \text{putr}(x, \text{inl } ()) & = (x, \text{inr } x) \\ \text{putr}(x, \text{inr } c) & = (f(c, x), \text{inr } c) \\ \text{putl}(x, \text{inl } ()) & = (x, \text{inr } x) \\ \text{putl}(x, \text{inr } c) & = (f(c, x), \text{inr } c) \end{array}$$

We can show, however, that the *putr* and *putl* functions of any invertible lens induce a bijection between the two repositories for any pair of reachable complements. More precisely:

2.3.11 Lemma: Suppose we have lenses $k \in X \leftrightarrow Y$ and $\ell \in Y \leftrightarrow X$ such that $k; \ell \equiv id_X$ and $\ell; k \equiv id_Y$. Then there is a relation $R \subset k.C \times \ell.C$ satisfying the following conditions:

$$(k; \ell). \text{missing} \in R \tag{1}$$

$$\frac{(k; \ell). \text{putr}(x, c) = (x', c') \quad c \in R}{x' = x \wedge c' \in R} \tag{2}$$

$$\frac{(k; \ell). \text{putl}(x, c) = (x', c') \quad c \in R}{x' = x \wedge c' \in R} \tag{3}$$

$$\frac{(\ell; k). \text{putr}(y, c) = (y', c') \quad \gamma^\times(c) \in R}{y' = y \wedge \gamma^\times(c') \in R} \tag{4}$$

$$\frac{(\ell; k). \text{putl}(y, c) = (y', c') \quad \gamma^\times(c) \in R}{y' = y \wedge \gamma^\times(c') \in R} \tag{5}$$

Here, the function γ^\times is the symmetry in SET, namely $\gamma^\times((x, y)) = (y, x)$.

Proof: We get an R_1 that satisfies 1-3 from the fact that $k; \ell \equiv id_X$, and we get an R_2 that satisfies 1, 4, and 5 from the fact that $\ell; k \equiv id_Y$. Then we can define $R = R_1 \cap R_2$. There are four conditions to check, but we will consider only one of them here, as the others are very similar:

$$\frac{(k; \ell). \text{putr}(x, c) = (x', c') \quad c \in R}{c' \in R_2}$$

Now $c \in R$ means $c = (c_k, c_\ell)$ where $c_k R_1 c_\ell$ and $c_k R_2 c_\ell$. We can define

$$\begin{aligned} (y, c'_k) &= k. \text{putr}(x, c_k) \\ (x', c'_\ell) &= \ell. \text{putr}(y, c_\ell). \end{aligned}$$

Since R_1 satisfies 2, we know $x' = x$, that is, we know

$$\begin{aligned}\ell.\text{putr}(y, c_\ell) &= (x, c'_\ell) \\ k.\text{putr}(x, c_k) &= (y, c'_k).\end{aligned}$$

Now the fact that R_2 satisfies 4 above tells us that $c'_k R_2 c'_\ell$, that is, $c' \in R_2$. \square

2.3.12 Corollary [Isomorphisms are indexed bijections]: Consider the functions f and g which give the value-only part of a lens' puts:

$$\begin{aligned}f_{\ell, c_\ell}(x) &= \text{fst}(\ell.\text{putr}(x, c_\ell)) \\ g_{\ell, c_\ell}(x) &= \text{fst}(\ell.\text{putl}(x, c_\ell))\end{aligned}$$

If $c_k R c_\ell$ (using the R given by the previous lemma), then f_{k, c_k} , f_{ℓ, c_ℓ} , g_{k, c_k} , and g_{ℓ, c_ℓ} are all bijections.

Proof: For any $x \in X$, we know $f_{\ell, c_\ell}(f_{k, c_k}(x)) = x$ by 2, and for any $y \in Y$, we know $f_{k, c_k}(f_{\ell, c_\ell}(y)) = y$ by 4. Thus, not only is f_{k, c_k} a bijection, we actually have its inverse: $f_{k, c_k}^{-1} = f_{\ell, c_\ell}$! Similarly, $g_{k, c_k}^{-1} = g_{\ell, c_\ell}$. \square

2.3.13 Definition [Dual of a lens]:

$\frac{\ell \in X \leftrightarrow Y}{\ell^{op} \in Y \leftrightarrow X}$
$\begin{aligned}C &= \ell.C \\ \text{missing} &= \ell.\text{missing} \\ \text{putr}(y, c) &= \ell.\text{putl}(y, c) \\ \text{putl}(x, c) &= \ell.\text{putr}(x, c)\end{aligned}$

Proof of well-formedness: We observe that saying ℓ^{op} satisfies PUTRL is an identical condition to saying ℓ satisfies PUTLR, and likewise having ℓ^{op} satisfy PUTLR is identical to having ℓ satisfy PUTRL. \square

It is easy to see that $(-)^{op}$ is involutive—that is, that $(\ell^{op})^{op} = \ell$ for every ℓ —and that $\text{bij}_{f^{-1}} = \text{bij}_f^{op}$ for any bijective f . Recalling that an endofunctor is a functor whose source and target categories are identical, we can easily show the following lemma.

2.3.14 Lemma: The $(-)^{op}$ operation can be lifted to a contravariant endofunctor on the category LENS, mapping each arrow $[\ell]$ to $[\ell^{op}]$.

Proof: We must show three things:

1. The mapping $[\ell] \mapsto [\ell^{op}]$ is well-defined, that is, that if $k \equiv \ell$, then $k^{op} \equiv \ell^{op}$.
2. The mapping respects identities, that is, that $id^{op} \equiv id$.
3. The mapping respects composition, that is, $(k; \ell)^{op} \equiv \ell^{op}; k^{op}$.

We sketch the proofs in that order.

1. If $k \equiv \ell$ is witnessed by R then $k^{op} \equiv \ell^{op}$ is also witnessed by R ;
2. In fact, $id^{op} = id$; and
3. The relation $(c_k, c_\ell) R (c_\ell, c_k)$ whenever $c_k \in k.C$ and $c_\ell \in \ell.C$ witnesses the equivalence. \square

The existence of $(-)^{op}$ is one of the two canonical constructions that motivate the name “symmetric lenses” (the other being *disconnect*, which we discuss below). Before we formalize this intuition, we review two standard constructions from category theory.

2.3.15 Definition: The *opposite* of a category \mathcal{C} , denoted \mathcal{C}^{op} , has backwards composition compared to \mathcal{C} . That is, whenever $f; g = h$ in \mathcal{C} , we have $g; f = h$ in \mathcal{C}^{op} . This induces the remaining components of \mathcal{C}^{op} :

Objects The objects of \mathcal{C}^{op} are exactly the objects of \mathcal{C} .

Arrows The arrows $f : X \rightarrow Y$ of \mathcal{C}^{op} are the arrows $f : Y \rightarrow X$ of \mathcal{C} .

Identities The identities of \mathcal{C}^{op} are exactly the identities of \mathcal{C} .

That is, forming the opposite of a category means formally reversing the “direction” of each arrow. In general, a category and its opposite can have very different structure. What we want to show is that the directionality of arrows in LENS is not important; we can formalize this by saying that LENS and LENS^{op} have the same structure, provided we can formalize what it means for two categories have the same structure. There are many ways to define equivalence between categories; a particularly strong one is to apply the standard categorical notion of isomorphism to CAT, the category whose objects are categories and whose arrows are functors. That is:

2.3.16 Definition: Categories \mathcal{C} and \mathcal{D} are *isomorphic* if there are functors $F : \mathcal{C} \rightarrow \mathcal{D}$ and $G : \mathcal{D} \rightarrow \mathcal{C}$ for which $F; G$ is the identity on \mathcal{C} and $G; F$ is the identity on \mathcal{D} .

2.3.17 Corollary: The category LENS is self dual, i.e., isomorphic to LENS^{op}. (Note that this does not mean that each arrow is its own inverse!)

Proof: The arrow part of $(-)^{op}$ is bijective. \square

The lenses we have discussed so far maintain all the information in the domain and codomain. It is sometimes useful to discard some information in one direction of the lens. The terminal lens does this, recording the discarded information in the complement so that the other direction of the lens can restore it.

2.3.18 Definition [Terminal lens]:

$$\boxed{\begin{array}{c} \frac{x \in X}{term_x \in X \leftrightarrow Unit} \\ \\ \begin{array}{ll} C & = X \\ missing & = x \\ putr(x', c) & = ((), x') \\ putl((), c) & = (c, c) \end{array} \end{array}}$$

Proof of well-formedness: The PUTLR law is trivially true, since

$$putr(putl((), c)) = putr(c, c) = ((), c)$$

and in particular since c does not change at all in this round trip. We also observe:

$$putl(putr(x, c)) = putl((), x) = (x, x)$$

Since the complement x does not change during the $putl$ and we arrive back at the value x that we started with, this verifies that PUTRL holds as well. \square

2.3.19 Proposition [Uniqueness of terminal lens]: Lenses with the same type as a terminal lens are equivalent to a terminal lens. More precisely, suppose $k \in X \leftrightarrow Unit$ and $k.putl((), k.missing) = (x, c)$. Then $k \equiv term_x$.

Of course, there may be many (pairwise non-equivalent) terminal lenses of a particular type; for any two $x, y \in X$ with $x \neq y$, it's clear that $term_x \not\equiv term_y$. Proposition 2.3.19 tells us that there are exactly as many arrows $\ell : X \iff Unit$ as there are elements of X .

Proof: The behavior of k is uniquely defined by the given data: $putl$ must return x the first time and echo the last $putr$ henceforth. Formally, we may define a simulation relation as follows:

$$R = \{(c, y) \mid fst(k.putl((), c)) = y\}$$

It's clear that $k.missing R x$, since we have chosen x specifically so that

$$fst(k.putl((), k.missing)) = x.$$

Let us show next that $k.putl \sim_R term_x.putl$. Choose arbitrary $v \in Unit$ and choose c and y such that $\text{fst}(k.putl((), c)) = y$. Clearly, $v = ()$, so we can compute:

$$\begin{aligned} k.putl(v, c) &= k.putl((), c) = (y, c') \\ term_x.putl(v, y) &= term_x.putl((), y) = (y, y) \end{aligned}$$

Clearly, $y = y$, and law PUTL2 tells us that $k.putl((), c') = (y, c')$, and hence that $c' R y$.

Finally, we must show that $k.putr \sim_R term_x.putr$. Again, choose c and y such that $\text{fst}(k.putl((), c)) = y$ and arbitrary $z \in X$.

$$\begin{aligned} k.putr(z, c) &= ((), c') \\ term_x.putr(z, y) &= ((), z) \end{aligned}$$

It's clear that $() = ()$, and law PUTRL tells us that $k.putl((), c') = (z, c')$, and hence $c' R z$. \square

2.3.20 Definition [Disconnect lens]:

$\frac{x \in X \quad y \in Y}{disconnect_{xy} \in X \leftrightarrow Y}$
$disconnect_{xy} = term_x; term_y^{op}$

The disconnect lens does not synchronize its two sides at all. The complement, $disconnect.C$, is $X \times Y$; inputs are squirreled away into one side of the complement, and outputs are retrieved from the other side of the complement.

(Note that we do not need an explicit proof that $disconnect$ is a lens: this follows from the fact that $term$ is a lens and $(-)^{op}$ and $;$ construct lenses from lenses.)

2.4 Products

A few additional notions from elementary category theory will be useful for generating ideas about what sorts of properties to look for and for structuring the discussion of which of these properties hold and which fail for lenses.

The *categorical product* of two objects X and Y is an object $X \times Y$ and arrows $\pi_1 : X \times Y \rightarrow X$ and $\pi_2 : X \times Y \rightarrow Y$ such that for any two arrows $f : Z \rightarrow X$ and $g : Z \rightarrow Y$ there is a unique arrow $\langle f, g \rangle : Z \rightarrow X \times Y$ —the *pairing* of f and g —satisfying $\langle f, g \rangle; \pi_1 = f$ and $\langle f, g \rangle; \pi_2 = g$. It is well known that, if a categorical product exists at all, it is unique up to isomorphism. If a category \mathcal{C} has a product for each pair of objects, we say that \mathcal{C} has products.

2.4.1 Theorem [No products]: LENS does not have products.

Proof idea: Suppose we have lenses $k \in Z \iff X$ and $\ell \in Z \iff Y$. Informally, the lens k includes a way to take any Z and choose a corresponding X and a way to take any X and find a corresponding Z . Many common categories with products include the former, but the latter is somewhat unique to lens categories, so we focus on the return trip here.

The lenses k and ℓ together mean we have a way to take any X and choose a corresponding Z , and we have a (separate) way to take any Y and choose a corresponding Z . Assume temporarily that the object part of the product of two objects is simply the Cartesian product. To complete the product, we must construct $\langle k, \ell \rangle \in Z \iff X \times Y$, that is, we must find a way to take an X and a Y and choose a Z that corresponds to both simultaneously. But there may not be any such Z —the Z that k gives us from X may not be the same as the Z that ℓ gives us from Y .

To complete the proof, we simply choose X and Y carefully to rule out the possibility of a corresponding Z , regardless of whether we choose $X \times Y$ to be the Cartesian product or to be some other construction.

Proof: Uniqueness of pairing shows that there is exactly one lens from $Unit$ to $Unit \times Unit$ (whatever this may be). Combined with Prop. 2.3.19 this shows that $Unit \times Unit$ is a one-element set. Again by Prop. 2.3.19 this then means that lenses between $Unit \times Unit$ and any other set X are constant which leads to cardinality clashes once $|X| > 1$.

In more detail: Assume, for a contradiction, that LENS does have products, and let W be the product of $Unit$ with itself. The two projections are maps into $Unit$. By Proposition 2.3.19 there is exactly one lens from $Unit$ to $Unit$. By uniqueness of pairing we can then conclude that there is exactly one map from $Unit$ to W . Now for each $w \in W$ the lens $(term_w)^{op}$ is such a map, whence W must be a singleton set, and we can without loss of generality assume $W = Unit$. But now consider the pairing of $term_0$ and $term_1$ from $\{0, 1\}$ to $Unit$. Their pairing is a lens from $\{0, 1\}$ to $W = Unit$, hence itself of the form $term_x$ for some $x \in \{0, 1\}$. But each of these violate the naturality laws. \square

However, LENS *does* have a similar (but weaker) structure: a *tensor product*—i.e., an associative, two-argument functor. For any two objects X and Y , we have an object $X \otimes Y$, and for any two arrows $f : A \rightarrow X$ and $g : B \rightarrow Y$, an arrow $f \otimes g : A \otimes B \rightarrow X \otimes Y$ such that $(f_1; f_2) \otimes (g_1; g_2) = (f_1 \otimes g_1; f_2 \otimes g_2)$ and $id_X \otimes id_Y = id_{X \otimes Y}$. Furthermore, for any three objects X, Y, Z there is a natural isomorphism $\alpha_{X, Y, Z} : (X \otimes Y) \otimes Z \rightarrow X \otimes (Y \otimes Z)$ satisfying certain coherence conditions (which specify that all ways of re-associating a quadruple are equal).

A categorical product is always a tensor product (by defining $f \otimes g = \langle \pi_1; f, \pi_2; g \rangle$), and conversely a tensor product is a categorical product if there are natural transfor-

mations $\pi_1, \pi_2, diag$

$$\begin{aligned}\pi_{1,X,Y} &\in X \otimes Y \rightarrow X \\ \pi_{2,X,Y} &\in X \otimes Y \rightarrow Y \\ diag_X &\in X \rightarrow X \otimes X\end{aligned}$$

such that (suppressing subscripts to reduce clutter)

$$(f \otimes g); \pi_1 = \pi_1; f \quad (2.4.1)$$

$$(f \otimes g); \pi_2 = \pi_2; g \quad (2.4.2)$$

$$diag; (f \otimes f) = f; diag \quad (2.4.3)$$

for all arrows f and g . Moreover, the following diagrams must commute, in the sense that composite arrows with the same endpoints represent equal arrows:

$$\begin{array}{ccccc} & & X & & \\ & id \swarrow & \downarrow diag & \searrow id & \\ X & \xleftarrow{\pi_1} & X \otimes X & \xrightarrow{\pi_2} & X \\ \\ X \otimes Y & \xrightarrow{diag} & (X \otimes Y) \otimes (X \otimes Y) & & \\ & id \searrow & \downarrow \pi_1 \otimes \pi_2 & & \\ & & X \otimes Y & & \end{array}$$

The former diagram says that the result of applying $diag$ is an element whose components are both equal to the original. The latter diagram says that the application of $diag$ results in independent copies of the original. See Proposition 13 in [3] for a proof that these conditions are equivalent to the standard presentation of products in terms of universal properties.

In the category LENS, we can build a tensor product and can also build projection lenses with reasonable behaviors. However, these projections are not quite natural transformations—laws 2.4.1 and 2.4.2 above hold only with an additional indexing constraint for particular f and g . More seriously, while it seems we can define some reasonable natural transformations with the type of $diag$ (that is, arrows satisfying law 2.4.3), none of them make the additional diagrams commute.

2.4.2 Definition [Tensor product lens]:

$$\begin{array}{c}
\boxed{\frac{k \in X \leftrightarrow Z \quad \ell \in Y \leftrightarrow W}{k \otimes \ell \in X \times Y \leftrightarrow Z \times W}} \\
\boxed{
\begin{array}{ll}
C & = k.C \times \ell.C \\
missing & = (k.missing, \ell.missing) \\
putr((x, y), (c_k, c_\ell)) & = \text{let } (z, c'_k) = k.putr(x, c_k) \text{ in} \\
& \quad \text{let } (w, c'_\ell) = \ell.putr(y, c_\ell) \text{ in} \\
& \quad ((z, w), (c'_k, c'_\ell)) \\
putl((z, w), (c_k, c_\ell)) & = \text{let } (x, c'_k) = k.putl(z, c_k) \text{ in} \\
& \quad \text{let } (y, c'_\ell) = \ell.putl(w, c_\ell) \text{ in} \\
& \quad ((x, y), (c'_k, c'_\ell))
\end{array}
}
\end{array}$$

Proof of well-formedness: We will show that PUTRL holds; a similar argument shows that PUTLR holds. Suppose

$$\begin{aligned}
k.putr(x, c_k) &= (z, c'_k) \\
\ell.putr(y, c_\ell) &= (w, c'_\ell)
\end{aligned}$$

so that:

$$(k \otimes \ell).putr((x, y), (c_k, c_\ell)) = ((z, w), (c'_k, c'_\ell))$$

Applying PUTRL to the lenses k and ℓ , we learn that

$$\begin{aligned}
k.putl(z, c'_k) &= (x, c_k) \\
\ell.putl(w, c'_\ell) &= (y, c_\ell)
\end{aligned}$$

so that:

$$(k \otimes \ell).putl((z, w), (c'_k, c'_\ell)) = ((x, y), (c_k, c_\ell))$$

But this is exactly what we need to show for rule PUTRL. \square

Proof of preservation of equivalence: If R_k is a witness that $k \equiv k'$ and R_ℓ is a witness that $\ell \equiv \ell'$, then $R = R_k \times R_\ell$ witnesses $k \otimes \ell \equiv k' \otimes \ell'$.

Since $k.missing R_k k'.missing$ and $\ell.missing R_\ell \ell'.missing$, we know that

$$(k.missing, \ell.missing) R (k'.missing, \ell'.missing),$$

that is:

$$(k \otimes \ell).missing R (k' \otimes \ell').missing$$

Choose arbitrary $(x, y) \in X \times Y$ and related complements $(c_k, c_\ell) R (c_{k'}, c_{\ell'})$.

Define:

$$\begin{aligned}(z, c'_k) &= k.putr(x, c_k) \\ (z', c'_{k'}) &= k'.putr(x, c_{k'}) \\ (w, c'_\ell) &= \ell.putr(y, c_\ell) \\ (w', c'_{\ell'}) &= \ell'.putr(y, c_{\ell'})\end{aligned}$$

Since $c_k R_k c_{k'}$ and $k.putr \sim_{R_k} k'.putr$, we can conclude that $z = z'$ and $c'_k R_k c'_{k'}$. Similarly, $w = w'$ and $c'_\ell R_\ell c'_{\ell'}$. But we can compute

$$\begin{aligned}(k \otimes \ell).putr((x, y), (c_k, c_\ell)) &= ((w, z), (c'_k, c'_\ell)) \\ (k' \otimes \ell').putr((x, y), (c_{k'}, c_{\ell'})) &= ((w', z'), (c'_{k'}, c'_{\ell'}))\end{aligned}$$

where $(w, z) = (w', z')$ and $(c'_k, c'_\ell) R (c'_{k'}, c'_{\ell'})$. Thus, $(k \otimes \ell).putr \sim_R (k' \otimes \ell').putr$.

Showing that $(k \otimes \ell).putl \sim_R (k' \otimes \ell').putl$ is similar. \square

2.4.3 Lemma [Functoriality of \otimes]: The tensor product operation on lenses induces a bifunctor on the category LENS, that is,

$$id_X \otimes id_Y \equiv id_{X \times Y}, \text{ and}$$

$$(k_1; \ell_1) \otimes (k_2; \ell_2) \equiv (k_1 \otimes k_2); (\ell_1 \otimes \ell_2).$$

Proof of functoriality: Corollary 2.3.9 implies the former equivalence. The latter has an intricate (but uninteresting) witness:

$$((c_{k_1}, c_{\ell_1}), (c_{k_2}, c_{\ell_2})) R ((c_{k_1}, c_{k_2}), (c_{\ell_1}, c_{\ell_2}))$$

That is, one state is related to another precisely when it is a rearrangement of the component states. It is clear that this relates the *missing* states of each lens, and the *putr* and *putl* components do identical computations (albeit in a different order), so they are related by \sim_R as necessary. \square

2.4.4 Lemma [Product bijection]: For bijections f and g ,

$$bij_f \otimes bij_g \equiv bij_{f \times g}.$$

Proof: Write $k = bij_f \otimes bij_g$ and $\ell = bij_{f \times g}$. The total relation $R \in (Unit \times Unit) \times Unit$ is a witness. It's clear that $k.missing R \ell.missing$, so let's show that the puts are similar. Since all complements are related, this reduces to showing that equal

input values yield equal output values.

$$\begin{aligned}
k.putr((x, y), ((), ())) &= \text{let } (x', c_1) = \text{bij}_f.putr(x, ()) \text{ in} \\
&\quad \text{let } (y', c_2) = \text{bij}_g.putr(y, ()) \text{ in} \\
&\quad ((x', y'), (c_1, c_2)) \\
&= ((f(x), g(y)), ((), ())) \\
\ell.putr((x, y), ()) &= ((f(x), g(y)), ())
\end{aligned}$$

The *putl* direction is similar. □

In fact, the particular tensor product defined above is very well behaved: it induces a *symmetric monoidal category*—i.e., a category with a unit object 1 and the following natural isomorphisms:

$$\begin{aligned}
\alpha_{X,Y,Z} &: (X \otimes Y) \otimes Z \rightarrow X \otimes (Y \otimes Z) \\
\lambda_X &: 1 \otimes X \rightarrow X \\
\rho_X &: X \otimes 1 \rightarrow X \\
\gamma_{X,Y} &: X \otimes Y \rightarrow Y \otimes X
\end{aligned}$$

These are known as the *associator*, *left-unitor*, *right-unitor*, and *symmetry*, respectively. In addition to the equations implied by these being natural isomorphisms, they must also satisfy the coherence equations:

$$\begin{aligned}
\alpha; \alpha &= (\alpha \otimes id); \alpha; (id \otimes \alpha) \\
\rho \otimes id &= \alpha; (id \otimes \lambda) \\
\alpha; \gamma; \alpha &= (\gamma \otimes id); \alpha; (id \otimes \gamma) \\
\alpha^{-1}; \gamma; \alpha^{-1} &= (id \otimes \gamma); \alpha^{-1}; (\gamma \otimes id) \\
\gamma; \gamma &= id
\end{aligned}$$

2.4.5 Proposition [LENS, \otimes is symmetric monoidal]: In the category SET, the Cartesian product is a bifunctor with *Unit* as unit, and gives rise to a symmetric monoidal category. Let $\alpha^\times, \lambda^\times, \rho^\times, \gamma^\times$ be associator, left-unitor, right-unitor, and symmetry natural isomorphisms. Then the \otimes bifunctor also gives rise to a symmetric monoidal category of lenses, with *Unit* as unit and $\alpha^\otimes = \text{bij} \circ \alpha^\times$, $\lambda^\otimes = \text{bij} \circ \lambda^\times$, $\rho^\otimes = \text{bij} \circ \rho^\times$, and $\gamma^\otimes = \text{bij} \circ \gamma^\times$ as associator, left-unitor, right-unitor, and symmetry, respectively.

Knowing that LENS is a symmetric monoidal category is useful for several reasons. First, it tells us that, even though it is not quite a full-blown product, the tensor construction still supports many of the operations traditionally associated with products. Second, it justifies a convenient intuition where lenses built from multiple tensors are pictured as graphical “wiring diagrams”, and suggests a possible syntax for lenses that shuffle product components (which we briefly discuss in §6.1).

Proof: We know α^\otimes , λ^\otimes , ρ^\otimes , and γ^\otimes are all isomorphisms because every bijection lens is an isomorphism. Showing that they are natural is a straightforward calculation.² The five coherence conditions follow from coherence in SET, functoriality of *bij*, and Lemma 2.4.4. \square

2.4.6 Definition [Projection lenses]: In LENS, the projection is parametrized by an extra element to return when executing a *putl* with a *missing* complement.

$$\boxed{\frac{y \in Y}{\pi_{1y} \in X \times Y \leftrightarrow X}}$$

$$\boxed{\pi_{1y} = (id_X \otimes term_y); \rho_X^\otimes}$$

The other projection is defined similarly.

Returning to the example in the introduction, recall that we wish to create a lens $e : X \times Y \leftrightarrow Y \times Z$ with missing elements $m \in X$ and $M \in Z$. We now have the machinery necessary to construct this lens:

$$e = \pi_{2m}; \pi_{1M}^{op}$$

The extra parameter to the projection (e.g. m or M above) needs to be chosen with some care. Some sets may have clear neutral elements; for example, a projection from $A \times B^* \rightarrow A$ will likely use the empty list $\langle \rangle$ as its neutral element. Other projections may need additional domain knowledge to choose a good neutral element—for example, a projection $A \times \text{Country} \rightarrow A$ might use the country with the most customers as its default.

In some cases, the algebraic laws that one wants the projection to satisfy may guide the choice as well. The extra parameter prevents full naturality from holding, and therefore prevents this from being a categorical product, but the following “indexed” version of the naturality law does hold.

2.4.7 Lemma [Naturality of projections]: Suppose $k \in X_k \leftrightarrow Y_k$ and $\ell \in X_\ell \leftrightarrow Y_\ell$ and choose some initial value $y_i \in Y_\ell$. Define $(x_i, c_i) = \ell.putl(y_i, \ell.missing)$. Then $(k \otimes \ell); \pi_{1y_i} \equiv \pi_{1x_i}; k$.

Proof: We show that the following diagram commutes:

²For example, showing that γ^\otimes is natural requires showing that for any two lenses $k : X \leftrightarrow Z$ and $\ell : Y \leftrightarrow W$,

$$(k \otimes \ell); \gamma_{Z,W}^\otimes \equiv \gamma_{X,Y}^\otimes; (\ell \otimes k).$$

The complements for these two lenses are $(k.C \times \ell.C) \times Unit$ and $Unit \times (\ell.C \times k.C)$; the isomorphism that simply rearranges the parts of the complement is a witness to the lenses’ equivalence. The story is similar for the other naturality properties.

$$\begin{array}{ccc}
X_k \times X_\ell & \xrightarrow{k \otimes \ell} & Y_k \times Y_\ell \\
\downarrow id_{X_k} \otimes term_{x_i} & & \downarrow id_{Y_k} \otimes term_{y_i} \\
X_k \times Unit & \xrightarrow{k \otimes id_{Unit}} & Y_k \times Unit \\
\downarrow \rho_{X_k} & & \downarrow \rho_{Y_k} \\
X_k & \xrightarrow{k} & Y_k
\end{array}$$

To show that the top square commutes, we invoke functoriality of \otimes and the property of identities; all that remains is to show that

$$\ell; term_{y_i} \equiv term_{x_i}$$

which follows from the uniqueness of terminal lenses and the definition of x_i . The bottom square commutes because ρ is a natural isomorphism. \square

The most serious problem, though, is that there is no diagonal. There are, of course, lenses with the *type* we need for *diag*—for example, *disconnect*. Or, more usefully, the lens that coalesces the copies of X whenever possible, preferring the left one when it cannot coalesce (this is essentially the *merge* lens from [16])

$diag \in X \rightarrow X \times X$	
C	$= Unit + X$
$missing$	$= \text{inl } ()$
$putr(x, \text{inl } ())$	$= ((x, x), \text{inl } ())$
$putr(x, \text{inr } x')$	$= ((x, x'), eq(x, x'))$
$putl((x, x'), c)$	$= (x, eq(x, x'))$

where here the *eq* function tests its arguments for equality:

$$eq(x, x') = \begin{cases} \text{inl } () & x = x' \\ \text{inr } x' & x \neq x' \end{cases}$$

—*eq*(x, x') yields *inl* () if $x = x'$ and yields x' if not. This assumes that X possesses a decidable equality, a reasonable assumption for the applications of lenses that we know about. However, neither of these proposals satisfy all the required laws.

Proof of well-formedness:

PUTLR:

$$\begin{aligned}
\text{putr}(\text{putl}((x, x'), c)) &= \text{putr}(x, \text{eq}(x, x')) \\
&= \begin{cases} \text{putr}(x, \text{inl } ()) & x = x' \\ \text{putr}(x, \text{inr } x') & x \neq x' \end{cases} \\
&= \begin{cases} ((x, x), \text{inl } ()) & x = x' \\ ((x, x'), \text{inr } x') & x \neq x' \end{cases} \\
&= ((x, x'), \text{eq}(x, x'))
\end{aligned}$$

PUTRL:

$$\begin{aligned}
\text{putl}(\text{putr}(x, \text{inl } ())) &= \text{putl}((x, x), \text{inl } ()) \\
&= (x, \text{inl } ()) \\
\text{putl}(\text{putr}(x, \text{inr } x')) &= \text{putl}((x, x'), \text{eq}(x, x')) \\
&= (x, \text{eq}(x, x')) \quad \square
\end{aligned}$$

2.5 Sums and Lists

Historically, the status of sums has been even more mysterious than that of products. In particular, the *injection arrows* from A to $A + B$ and B to $A + B$ do not even make sense in the asymmetric setting; as functions, they are not surjective, so they cannot satisfy PUTGET.

Before we study the question for LENS, let us formally define a sum. A *categorical sum* of two objects X and Y is an object $X + Y$ and arrows $\text{inl} : X \rightarrow X + Y$ and $\text{inr} : Y \rightarrow X + Y$ such that for any two arrows $f : X \rightarrow Z$ and $g : Y \rightarrow Z$ there is a unique arrow $[f, g] : X + Y \rightarrow Z$ —the *choice* of f or g —satisfying $\text{inl}; [f, g] = f$ and $\text{inr}; [f, g] = g$. As with products, if a sum exists, it is unique up to isomorphism.

Since products and sums are dual, Corollary 2.3.17 and Theorem 2.4.1 imply that LENS does not have sums. But we do have a tensor whose object part is a set-theoretic sum—in fact, there are at least two interestingly different ones—and we can define useful associated structures, including a choice operation on lenses. But these constructions are even farther away from being categorical sums than what we saw with products.

As with products, a tensor can be extended to a sum by providing three natural transformations—this time written inl , inr , and codiag ; that is, for each pair of objects X and Y , there must be arrows

$$\begin{aligned}
\text{inl}_{X,Y} &\in X \rightarrow X \oplus Y \\
\text{inr}_{X,Y} &\in Y \rightarrow X \oplus Y \\
\text{codiag}_X &\in X \oplus X \rightarrow X
\end{aligned}$$

such that

$$\begin{aligned} inl; (f \oplus g) &= f; inl \\ inr; (f \oplus g) &= g; inr \\ (f \oplus f); codiag &= codiag; f \end{aligned}$$

and making the following diagrams commute:

$$\begin{array}{ccccc} X & \xrightarrow{inl} & X \oplus X & \xleftarrow{inr} & X \\ & \searrow id & \downarrow codiag & \swarrow id & \\ & & X & & \\ & & & & \\ & & X \oplus Y & & \\ & \swarrow id & \downarrow inl \oplus inr & & \\ X \oplus Y & \xleftarrow{codiag} & (X \oplus Y) \oplus (X \oplus Y) & & \end{array}$$

These diagrams are identical to the product diagrams, with the exception that the arrows point in the opposite directions (that is, the sum diagrams are the dual of the product diagrams).

The two tensors, which we called *retentive* and *forgetful* in §2.1, differ in how they handle the complement when the new value being *put* is from a different branch of the sum than the old value that was *put*. The retentive sum keeps complements for *both* sublenses in its own complement and switches between them as needed. The forgetful sum keeps only one complement, corresponding to whichever branch was last *put*. If the next *put* switches sides, the complement is replaced with *missing*.

2.5.1 Definition [Retentive tensor sum lens]:

$\frac{k \in X \leftrightarrow Z \quad \ell \in Y \leftrightarrow W}{k \oplus \ell \in X + Y \leftrightarrow Z + W}$	
C	$= k.C \times \ell.C$
$missing$	$= (k.missing, \ell.missing)$
$putr(inl\ x, (c_k, c_\ell))$	$= \text{let } (z, c'_k) = k.putr(x, c_k) \text{ in } (inl\ z, (c'_k, c_\ell))$
$putr(inr\ y, (c_k, c_\ell))$	$= \text{let } (w, c'_\ell) = \ell.putr(y, c_\ell) \text{ in } (inr\ w, (c_k, c'_\ell))$
$putl(inl\ z, (c_k, c_\ell))$	$= \text{let } (x, c'_k) = k.putl(z, c_k) \text{ in } (inl\ x, (c'_k, c_\ell))$
$putl(inr\ w, (c_k, c_\ell))$	$= \text{let } (y, c'_\ell) = \ell.putl(w, c_\ell) \text{ in } (inr\ y, (c_k, c'_\ell))$

Proof of well-formedness: We show that PUTRL holds; the proof that PUTLR holds is similar. Choose arbitrary $c_k \in k.C$ and $c_\ell \in \ell.C$. There are two cases to consider for the starting value: it will be either $\text{inl } x$ for some $x \in X$ or $\text{inr } y$ for some $y \in Y$. In the former case, define $(z, c'_k) = k.\text{putr}(x, c_k)$ so that applying PUTRL to k tells us that $k.\text{putl}(z, c'_k) = (x, c'_k)$. But now we can compute:

$$\text{putl}(\text{putr}(\text{inl } x, (c_k, c_\ell))) = \text{putl}(\text{inl } z, (c'_k, c_\ell)) = (\text{inl } x, (c'_k, c_\ell)).$$

Thus, the value has round-tripped exactly as $\text{inl } x$, and the complement changed only after the putr (and not after the putl) – exactly what we needed to show.

The other case is similar: define $(w, c'_\ell) = \ell.\text{putr}(y, c_\ell)$ so that applying PUTRL to ℓ tells us that $\ell.\text{putl}(w, c'_\ell) = (y, c'_\ell)$. Computation then shows that:

$$\text{putl}(\text{putr}(\text{inr } y, (c_k, c_\ell))) = \text{putl}(\text{inr } w, (c_k, c'_\ell)) = (\text{inr } y, (c_k, c'_\ell)). \quad \square$$

Proof of preservation of equivalence: Suppose $k \equiv k'$ and $\ell \equiv \ell'$, as witnessed by relations R_k and R_ℓ , respectively. Then $R = R_k \times R_\ell$ witnesses the equivalence $k \oplus \ell \equiv k' \oplus \ell'$. Since $k.\text{missing } R_k k'.\ell.\text{missing } R_\ell \ell'.(k \oplus \ell).\text{missing } R (k' \oplus \ell').\text{missing}$.

We now show that $(k \oplus \ell).\text{putr} \sim_R (k' \oplus \ell').\text{putr}$. Choose arbitrary $v \in X + Y$, $c_k \in k.C$, $c_{k'} \in k'.C$, $c_\ell \in \ell.C$, $c_{\ell'} \in \ell'.C$ such that $(c_k, c_\ell) R (c_{k'}, c_{\ell'})$. By the definition of R , we can conclude that $c_k R_k c_{k'}$ and that $c_\ell R_\ell c_{\ell'}$. There are two cases to consider: either $v = \text{inl } x$ for some $x \in X$ or $v = \text{inr } y$ for some $y \in Y$. In the first case, define

$$\begin{aligned} (z, c'_k) &= k.\text{putr}(x, c_k) \\ (z', c'_{k'}) &= k'.\text{putr}(x, c_{k'}) \end{aligned}$$

Since $c_k R_k c_{k'}$, we can conclude $z = z'$ and $c'_k R_k c'_{k'}$. Therefore,

$$\begin{aligned} (k \oplus \ell).\text{putr}(v, (c_k, c_\ell)) &= (\text{inl } z, (c'_k, c_\ell)) \\ (k' \oplus \ell').\text{putr}(v, (c_{k'}, c_{\ell'})) &= (\text{inl } z, (c'_{k'}, c_{\ell'})) \end{aligned}$$

where $(c'_k, c_\ell) R (c'_{k'}, c_{\ell'})$ as desired. The second case, where $v = \text{inr } y$, is similar.

Showing that $(k \oplus \ell).\text{putl} \sim_R (k' \oplus \ell').\text{putl}$ is symmetric to the argument for putr . \square

2.5.2 Lemma [Functoriality of \oplus]: The tensor sum operation on lenses induces a bifunctor on LENS.

Proof of functoriality: Corollary 2.3.9 gives us $\text{id}_X \oplus \text{id}_Y \equiv \text{id}_{X+Y}$ with fairly minor computation. We must also show that composition is preserved. Suppose we have four lenses:

$$\begin{array}{ll} k \in X \leftrightarrow Y & k' \in X' \leftrightarrow Y' \\ \ell \in Y \leftrightarrow Z & \ell' \in Y' \leftrightarrow Z' \end{array}$$

The obvious isomorphism between complements witnesses the equivalence $(k; \ell) \oplus (k'; \ell') \equiv (k \oplus k'); (\ell \oplus \ell')$, namely:

$$((c_k, c_\ell), (c'_k, c'_\ell)) R ((c_k, c'_k), (c_\ell, c'_\ell))$$

Define abbreviations $a = (k; \ell) \oplus (k'; \ell')$ and $b = (k \oplus k'); (\ell \oplus \ell')$. Expanding definitions,

$$\begin{aligned} a.\text{missing} &= ((k.\text{missing}, \ell.\text{missing}), (k'.\text{missing}, \ell'.\text{missing})) \\ b.\text{missing} &= ((k.\text{missing}, k'.\text{missing}), (\ell.\text{missing}, \ell'.\text{missing})) \end{aligned}$$

so $a.\text{missing} R b.\text{missing}$. We must also show $a.\text{putr} \sim_R b.\text{putr}$ and $a.\text{putl} \sim_R b.\text{putl}$. We will show only the former; the proof of the latter is similar.

Choose arbitrary $v \in X + X'$, $c_a \in a.C$, $c_b \in b.C$ such that $c_a R c_b$. This means there are $c_k \in k.C$, $c_{k'} \in k'.C$, $c_\ell \in \ell.C$, $c_{\ell'} \in \ell'.C$ such that $c_a = ((c_k, c_\ell), (c_{k'}, c_{\ell'}))$ and $c_b = ((c_k, c_{k'}), (c_\ell, c_{\ell'}))$. There are two cases to consider: either $v = \text{inl } x$ or $v = \text{inr } x'$. In the first case, we can define

$$\begin{aligned} (y, c'_k) &= k.\text{putr}(x, c_k) \\ (z, c'_\ell) &= \ell.\text{putr}(y, c_\ell), \end{aligned}$$

and compute:

$$\begin{aligned} a.\text{putr}(\text{inl } x, ((c_k, c_\ell), (c_{k'}, c_{\ell'}))) &= (\text{inl } z, ((c'_k, c'_\ell), (c_{k'}, c_{\ell'}))) \\ b.\text{putr}(\text{inl } x, ((c_k, c_{k'}), (c_\ell, c_{\ell'}))) &= (\text{inl } z, ((c'_k, c_{k'}), (c'_\ell, c_{\ell'}))) \end{aligned}$$

Since $\text{inl } z = \text{inl } z$ and $((c'_k, c'_\ell), (c_{k'}, c_{\ell'})) R ((c'_k, c_{k'}), (c'_\ell, c_{\ell'}))$, we have finished the first case. The second case, where $v = \text{inr } x'$, is nearly identical, and we conclude that $a.\text{putr} \sim_R b.\text{putr}$. \square

2.5.3 Definition [Forgetful tensor sum]:

$\frac{k \in X \leftrightarrow Z \quad \ell \in Y \leftrightarrow W}{k \oplus \ell \in X + Y \leftrightarrow Z + W}$	
C	$= k.C + \ell.C$
missing	$= \text{inl } k.\text{missing}$
$\text{putr}(\text{inl } x, \text{inl } c_k)$	$= \text{let } (z, c'_k) = k.\text{putr}(x, c_k) \text{ in } (\text{inl } z, \text{inl } c'_k)$
$\text{putr}(\text{inl } x, \text{inr } c_\ell)$	$= \text{let } (z, c_k) = k.\text{putr}(x, k.\text{missing}) \text{ in } (\text{inl } z, \text{inl } c_k)$
$\text{putr}(\text{inr } y, \text{inl } c_k)$	$= \text{let } (w, c_\ell) = \ell.\text{putr}(y, \ell.\text{missing}) \text{ in } (\text{inr } w, \text{inr } c_\ell)$
$\text{putr}(\text{inr } y, \text{inr } c_\ell)$	$= \text{let } (w, c'_\ell) = \ell.\text{putr}(y, c_\ell) \text{ in } (\text{inr } w, \text{inr } c'_\ell)$
putl	is similar

Proof of well-formedness: As for the retentive sum, the round-trip laws for k and ℓ guarantee that $k \oplus^f \ell$ round-trips. The only difference is that there are additional cases to consider when the tag on the value and the tag on the complement do not match at the beginning of the trip; however, this poses no real difficulty, as the tags *will* match after the first put. \square

Proof of preservation of equivalence: Let $a = k \oplus^f \ell$ and $b = k' \oplus^f \ell'$. If R_k witnesses $k \equiv k'$ and R_ℓ witnesses $\ell \equiv \ell'$ then $a \equiv b$ may be witnessed by

$$R = \{(\text{inl } c, \text{inl } c') \mid c R_k c'\} \cup \{(\text{inr } c, \text{inr } c') \mid c R_\ell c'\}$$

Since $k.\text{missing } R_k k'.a.\text{missing } R b.\text{missing}$.

We must still show that $a.\text{putr} \sim_R b.\text{putr}$ and that $a.\text{putl} \sim_R b.\text{putl}$; for each of these proofs, there are cases to consider where the input is tagged *inl* and cases where the input is tagged *inr*. Below, we will consider only the *inl* case for *putr*; the remaining cases are similar.

Therefore, consider arbitrary $x \in X, c_a \in a.C, c_b \in b.C$ such that $c_a R c_b$. Project these complements into $k.C$ and $k'.C$, respectively, as follows:

$$c'_a = \begin{cases} c_k & c_a = \text{inl } c_k \\ k.\text{missing} & c_a = \text{inr } c_\ell \end{cases}$$

$$c'_b = \begin{cases} c_{k'} & c_b = \text{inl } c_{k'} \\ k'.\text{missing} & c_b = \text{inr } c_{\ell'} \end{cases}$$

Since $c_a R c_b$, we know they have the same tag, and hence that c'_a and c'_b follow the same “branch” in their definition; in either branch, we find that $c'_a R_k c'_b$, because $c_a R c_b$ and $k.\text{missing } R_k k'.$

$$a.\text{putr}(x, c_a) = \text{let } (z, c'_k) = k.\text{putr}(x, c'_a) \text{ in } (\text{inl } z, \text{inl } c'_k)$$

$$b.\text{putr}(x, c_b) = \text{let } (z, c'_{k'}) = k'.\text{putr}(x, c'_b) \text{ in } (\text{inl } z, \text{inl } c'_{k'})$$

The desired properties now arise because $k.\text{putr} \sim_{R_k} k'.c'_a R_k c'_b$. \square

Proof of functoriality: There are two things to show:

$$\text{id}_X \oplus^f \text{id}_Y \equiv \text{id}_{X+Y}$$

$$(k \oplus^f k'); (\ell \oplus^f \ell') \equiv (k; \ell) \oplus^f (k'; \ell')$$

For identity preservation, we use the total relation which has $c R ()$ for all c . Clearly the initial condition $(\text{id} \oplus^f \text{id}).\text{missing } R \text{id}.\text{missing}$ holds; we will also show that $(\text{id} \oplus^f \text{id}).\text{putr} \sim_R \text{id}.\text{putr}$, eliding the similar proof relating the *putl* functions.

So, choose arbitrary $v \in X + Y$ and $c \in Unit + Unit$.

$$\begin{aligned}
(id \oplus^f id).putr(v, c) &= \begin{cases} \text{let } (x', c') = id.putr(x, ()) \\ \text{in } (\text{inl } x', \text{inl } c') & v = \text{inl } x \\ \text{let } (y', c') = id.putr(y, ()) \\ \text{in } (\text{inr } y', \text{inr } c') & v = \text{inr } y \end{cases} \\
&= \begin{cases} (\text{inl } x, \text{inl } ()) & v = \text{inl } x \\ (\text{inr } y, \text{inr } ()) & v = \text{inr } y \end{cases} \\
&= \left(v, \begin{cases} \text{inl } () & v = \text{inl } x \\ \text{inr } () & v = \text{inr } y \end{cases} \right) \\
id.putr(v, c) &= (v, ())
\end{aligned}$$

Since $v = v$ and the complements are always related, this shows that

$$(id \oplus^f id).putr \sim_R id.putr.$$

For preservation of composition, we use the relation R defined by:

$$\begin{aligned}
&\{((\text{inl } c_k, \text{inl } c_\ell), \text{inl } (c_k, c_\ell)) \mid c_k \in k.C, c_\ell \in \ell.C\} \cup \\
&\{((\text{inr } c_k, \text{inr } c_\ell), \text{inr } (c_k, c_\ell)) \mid c_k \in k'.C, c_\ell \in \ell'.C\}
\end{aligned}$$

Abbreviating $a = (k \oplus^f k'); (\ell \oplus^f \ell')$ and $b = (k; \ell) \oplus^f (k'; \ell')$, we can quickly see that $a.missing = (\text{inl } k.missing, \text{inl } \ell.missing) R \text{inl } (k.missing, \ell.missing) = b.missing$. We will also show that $a.putr \sim_R b.putr$, eliding the similar proof that $a.putl \sim_R b.putl$.

Choose arbitrary $v \in X_0 + X_1$, $c_a \in a.C$, $c_b \in b.C$ such that $c_a R c_b$. There are many cases to consider, but two of them are representative of the remainder. In the first representative case, we have

$$\begin{aligned}
v &= \text{inl } x_0 \\
c_a &= (\text{inl } c_k, \text{inl } c_\ell) \\
c_b &= \text{inl } (c_k, c_\ell)
\end{aligned}$$

Then:

$$\begin{aligned}
a.putr(v, c_a) &= \text{let } (y_0, c'_k) = k.putr(x_0, c_k) \text{ in} \\
&\quad \text{let } (z_0, c'_\ell) = \ell.putr(y_0, c_\ell) \text{ in} \\
&\quad (\text{inl } z_0, (\text{inl } c'_k, \text{inl } c'_\ell)) \\
b.putr(v, c_b) &= \text{let } (z_0, (c'_k, c'_\ell)) = (k; \ell).putr(x_0, (c_k, c_\ell)) \text{ in} \\
&\quad (\text{inl } z_0, \text{inl } (c'_k, c'_\ell)) \\
&= \text{let } (y_0, c'_k) = k.putr(x_0, c_k) \text{ in} \\
&\quad \text{let } (z_0, c'_\ell) = \ell.putr(y_0, c_\ell) \text{ in} \\
&\quad (\text{inl } z_0, \text{inl } (c'_k, c'_\ell))
\end{aligned}$$

Since z_0, c'_k, c'_ℓ are computed identically in the two equations, the relation is preserved in this case.

In the second representative case, we have

$$\begin{aligned}
v &= \text{inl } x_0 \\
c_a &= (\text{inr } c_{k'}, \text{inr } c_{\ell'}) \\
c_b &= \text{inr } (c_{k'}, c_{\ell'})
\end{aligned}$$

Then:

$$\begin{aligned}
a.putr(v, c_a) &= \text{let } (y_0, c_k) = k.putr(x_0, k.missing) \text{ in} \\
&\quad \text{let } (z_0, c_\ell) = \ell.putr(y_0, \ell.missing) \text{ in} \\
&\quad (\text{inl } z_0, (\text{inl } c_k, \text{inl } c_\ell)) \\
b.putr(v, c_b) &= \text{let } (z_0, c') = (k; \ell).putr(x_0, (k; \ell).missing) \text{ in} \\
&\quad (\text{inl } z_0, \text{inl } c') \\
&= \text{let } (y_0, c_k) = k.putr(x_0, k.missing) \text{ in} \\
&\quad \text{let } (z_0, c_\ell) = \ell.putr(y_0, \ell.missing) \text{ in} \\
&\quad (\text{inl } z_0, \text{inl } (c_k, c_\ell))
\end{aligned}$$

Again, since z_0, c_k, c_ℓ are computed identically in both equations, the relation is preserved. \square

2.5.4 Lemma [Sum bijection]: For bijections f and g ,

$$bif_f \oplus bif_g \equiv bif_f \oplus^f bif_g \equiv bif_{f+g}$$

Proof: Write $k = bif_f \oplus bif_g$, $k^f = bif_f \oplus^f bif_g$, and $\ell = bif_{f+g}$. The total relation $R \subset (Unit \times Unit) \times Unit$ is a witness that $k \equiv \ell$ and the total relation $R^f \subset (Unit + Unit) \times$

$Unit$ is a witness that $k^f \equiv \ell$. It's clear that $k.missing \ R \ \ell.missing$ and $k^f.missing \ R^f \ \ell.missing$, so let's show that the puts are similar. Since all complements are related, this reduces to showing that equal input values yield equal output values.

$$\begin{aligned}
k.putr(\text{inl } x, ((), ())) &= \text{let } (z, c_k) = \text{bij}_f.putr(x, ()) \text{ in} \\
&\quad (\text{inl } z, (c_k, ())) \\
&= \text{let } (z, c_k) = (f(x), ()) \text{ in} \\
&\quad (\text{inl } z, (c_k, ())) \\
&= (\text{inl } f(x), ((), ())) \\
k.putr(\text{inr } y, ((), ())) &= (\text{inr } g(y), ((), ())) \\
k^f.putr(\text{inl } x, c) &= \text{let } (z, c_k) = \text{bij}_f.putr(x, ()) \text{ in} \\
&\quad (\text{inl } z, \text{inl } c_k) \\
&= \text{let } (z, c_k) = (f(x), ()) \text{ in} \\
&\quad (\text{inl } z, \text{inl } c_k) \\
&= (\text{inl } f(x), \text{inl } ()) \\
k^f.putr(\text{inr } y, c) &= (\text{inr } g(y), \text{inr } ()) \\
\ell.putr(\text{inl } x, ()) &= ((f + g)(\text{inl } x), ()) \\
&= (\text{inl } f(x), ()) \\
\ell.putr(\text{inr } y, ()) &= (\text{inr } g(y), ())
\end{aligned}$$

The *putl* direction is similar. □

2.5.5 Proposition [LENS, \oplus, \oplus^f are symmetric monoidal]: In SET, the disjoint union gives rise to a symmetric monoidal category with \emptyset as unit. Let $\alpha^+, \lambda^+, \rho^+, \gamma^+$ be associator, left-unitor, right-unitor, and symmetry natural isomorphisms. Then the \oplus and \oplus^f bifunctors each give rise to a symmetric monoidal category of lenses with \emptyset as unit and $\alpha^\oplus = \text{bij} \circ \alpha^+$, $\lambda^\oplus = \text{bij} \circ \lambda^+$, $\rho^\oplus = \text{bij} \circ \rho^+$, and $\gamma^\oplus = \text{bij} \circ \gamma^+$ as associator, left-unitor, right-unitor, and symmetry, respectively.

The types of these natural isomorphisms are:

$$\begin{aligned}
\alpha_{X,Y,Z}^\oplus &\in (X + Y) + Z \leftrightarrow X + (Y + Z) \\
\lambda_X^\oplus &\in \emptyset + X \leftrightarrow X \\
\rho_X^\oplus &\in X + \emptyset \leftrightarrow X \\
\gamma_{X,Y}^\oplus &\in X + Y \leftrightarrow Y + X
\end{aligned}$$

Proof: We know α^\oplus , λ^\oplus , ρ^\oplus , and γ^\oplus are all isomorphisms because every bijection lens is an isomorphism. Showing that they are natural is a straightforward calculation. The only subtlety comes in showing that $(k \oplus^f \ell); \gamma^\oplus \equiv \gamma^\oplus; (\ell \oplus^f k)$. We must be careful to include the *missing* complements in the relation; the following relation will

do:

$$\begin{aligned}
R = & \{(\text{inl } c, \text{inr } c) \mid c \in k.C\} \cup \\
& \{(\text{inr } c, \text{inl } c) \mid c \in \ell.C\} \cup \\
& \{(\text{inl } k.\text{missing}, \text{inl } \ell.\text{missing})\}
\end{aligned}$$

The five coherence conditions follow from coherence in SET, functoriality of bij , and Lemma 2.5.4. \square

Unlike the product unit, there are no interesting lenses whose domain is the sum's unit, so this cannot be used to define the injection lenses; we have to do it by hand.

2.5.6 Definition [Injection lenses]:

$\frac{x \in X}{\text{inl}_x \in X \leftrightarrow X + Y}$	
C missing $\text{putr}(x, (x', \text{inl } ()))$ $\text{putr}(x, (x', \text{inr } y))$ $\text{putl}(\text{inl } x, c)$ $\text{putl}(\text{inr } y, (x, c))$	$= X \times (Unit + Y)$ $= (x, \text{inl } ())$ $= (\text{inl } x, (x, \text{inl } ()))$ $= (\text{inr } y, (x, \text{inr } y))$ $= (x, (x, \text{inl } ()))$ $= (x, (x, \text{inr } y))$

We also define $\text{inr}_y = \text{inl}_y; \gamma_{Y,X}^\oplus$.

Proof of well-formedness: For PUTRL, we consider two cases: either the complement has the form $(x_c, \text{inl } ())$ or the form $(x_c, \text{inr } y)$.

$$\begin{aligned}
\text{putl}(\text{putr}(x, (x_c, \text{inl } ()))) &= \text{putl}(\text{inl } x, (x, \text{inl } ())) \\
&= (x, (x, \text{inl } ())) \\
\text{putl}(\text{putr}(x, (x_c, \text{inr } y))) &= \text{putl}(\text{inr } y, (x, \text{inr } y)) \\
&= (x, (x, \text{inr } y))
\end{aligned}$$

Thus, in each case, the output value is equal to the input value and the complement is unaffected by the putl , as required by PUTRL.

To show PUTLR holds, we again consider two cases: either we start with $\text{inl } x$ or $\text{inr } y$.

$$\begin{aligned}
\text{putr}(\text{putl}(\text{inl } x, (x_c, y_c))) &= \text{putr}(x, (x, \text{inl } ())) \\
&= (\text{inl } x, (x, \text{inl } ())) \\
\text{putr}(\text{putl}(\text{inr } y, (x_c, y_c))) &= \text{putr}(x_c, (x_c, \text{inr } y)) \\
&= (\text{inr } y, (x_c, \text{inr } y))
\end{aligned}$$

In both cases, the value output matches the value input and the complement remains unaffected by *putr*. \square

As with the projection lenses for tensor products, we may ask whether the injection lenses for tensor sums are natural. If they were, we would expect a diagram like the following one to commute for all f :

$$\begin{array}{ccc} X & \xrightarrow{f} & Y \\ \text{inl}_x \downarrow & & \downarrow \text{inl}_y \\ X + Z & \xrightarrow{f \oplus \text{id}} & Y + Z \end{array}$$

Now, even if we carefully choose x and y to be related by f as we did for the projection lenses, this diagram may not commute. When running the *putr* function, the path along the top always invokes $f.\text{putr}$, whereas the path along the bottom may sometimes invoke $\text{id}.\text{putr}$ instead; at that moment, the complements of f (on the top path) and $f \oplus \text{id}$ (on the bottom path) get out of synch. As we show in the following proposition this can be used to produce a subsequent observable difference, i.e., not only at the level of complements.

The situation with the forgetful sum is similar, but offers an additional way to desynchronize the two complements: when resetting f 's complement along the bottom path to *missing*.

2.5.7 Proposition: The injection lenses are not natural.

Proof: We first define a lens that counts the number of changes it sees in the *putr* direction, and allows puts of non-numbers to be overridden in the *putl* direction:

$\frac{x \in X}{\text{count}_x \in X \leftrightarrow \text{Unit} + \mathbb{N}}$	
C missing $\text{putr}(x, (x', b, n))$ $\left\{ \begin{array}{ll} (\text{inl } (), (x, b, n)) & x = x' \wedge \neg b \\ (\text{inr } n, (x, b, n)) & x = x' \wedge b \\ (\text{inr } (n+1), (x, \text{true}, n+1)) & x \neq x' \end{array} \right.$ $\text{putl}(\text{inl } (), (x, b, n))$ $\text{putl}(\text{inr } n, (x, b, n'))$	$= X \times \text{Bool} \times \mathbb{N}$ $= (x, \text{true}, 0)$ $=$ $= (x, (x, \text{false}, n))$ $= (x, (x, \text{true}, n))$

We delay the proof that this lens is well-formed temporarily. Contrast the lens $inl_b; (count_{b'} \oplus id_{Unit})$ with $count_{b'}; inl_n$ (where b and b' are arbitrary *Bool* values and n is an arbitrary $Unit + \mathbb{N}$ value). Consider the put objects

$$\langle inl\ true, inr\ (inr\ ()), inl\ false, inr\ (inl\ (inl\ ())), inl\ true, inl\ false \rangle$$

The first two put objects in the list are simply initializing the lens: we first put **true** to the right, getting an **inl** object out on the right from both lenses, then put back an **inr** object, switching sides.

The next put of **false** to the right is where the problem really arises. For the $count_{b'}; inl_n$ lens, the counting lens first registers the change from **true** to **false**, then its output gets thrown away. On the other hand, in the $inl_b; (count_{b'} \oplus id_{Unit})$ lens, the **false** gets thrown away before the counting lens can see it, so the complement in the counting lens doesn't get updated.

The remainder of the objects simply manifest this problem by switching the sum back to the counting side, and getting an output from the counting lenses; one will give a higher count than the other.

The proof for *inr* is symmetric. □

Proof of well-formedness: For completeness, we must also show that $count_x$ satisfies the lens laws.

PUTLR: There are two cases to consider. Both are simple calculations.

$$\begin{aligned} putr(putl(inl\ (), (x, b, n'))) &= putr(x, (x, false, n')) \\ &= (inl\ (), (x, false, n')) \\ putr(putl(inr\ n, (x, b, n'))) &= putr(x, (x, true, n)) \\ &= (inr\ n, (x, true, n)) \end{aligned}$$

PUTRL: There are three cases to consider. For the first case, choose distinct $x \neq x'$.

$$\begin{aligned} putl(putr(x, (x', b, n))) &= putl(inr\ (n + 1), (x, true, n + 1)) \\ &= (x, (x, true, n + 1)) \end{aligned}$$

In the remaining cases, both the value and the complement round-trip exactly, which is even more than the PUTRL law requires.

$$\begin{aligned} putl(putr(x, (x, false, n))) &= putl(inl\ (), (x, false, n)) \\ &= (x, (x, false, n)) \\ putl(putr(x, (x, true, n))) &= putl(inr\ n, (x, true, n)) \\ &= (x, (x, true, n)) \quad \square \end{aligned}$$

As with products, where we have a useful lens of type $X \leftrightarrow X \times X$ that is nevertheless not a diagonal lens, we can craft a useful conditional lens of type $X + X \leftrightarrow$

X that is nevertheless not a codiagonal lens. In fact, we define a more general lens $union \in X + Y \leftrightarrow X \cup Y$. Occasionally, a value that is both an X and a Y may be put to the left across one of these union lenses. In this situation, the lens may legitimately choose either an **inr** tag or an **inl** tag. Below, we propose two lenses that break this tie in different ways. The $union$ lens uses the most recent unambiguous put to break the tie. The $union'$ lens, on the other hand, looks back to the last tagged value that was put to the right that was in both sets.

2.5.8 Definition [Union lens]:

$union_{XY} \in X + Y \leftrightarrow X \cup Y$
$ \begin{aligned} C &= Bool \\ missing &= \text{false} \\ putr(\text{inl } x, c) &= (x, \text{false}) \\ putr(\text{inr } y, c) &= (y, \text{true}) \\ putl(xy, c) &= \begin{cases} (\text{inl } xy, \text{false}) & xy \notin Y \vee (xy \in X \wedge \neg c) \\ (\text{inr } xy, \text{true}) & xy \notin X \vee (xy \in Y \wedge c) \end{cases} \end{aligned} $

Proof of well-formedness:

PUTRL:

$$\begin{aligned}
putl(putr(\text{inl } x, c)) &= putl(x, \text{false}) \\
&= (\text{inl } x, \text{false}) \\
putl(putr(\text{inr } y, c)) &= putl(y, \text{true}) \\
&= (\text{inr } y, \text{true})
\end{aligned}$$

PUTLR: There are six cases to consider, corresponding to which of the sets X , Y , and $X \cap Y$ our value is a member of and to whether the complement is **true** or **false**.

$$\begin{aligned}
putr(putl(xy, \text{false})) &= putr(\text{inl } xy, \text{false}) \\
&= (xy, \text{false}) \\
putr(putl(x, \text{false})) &= putr(\text{inl } x, \text{false}) \\
&= (x, \text{false}) \\
putr(putl(y, \text{false})) &= putr(\text{inr } y, \text{true}) \\
&= (y, \text{true})
\end{aligned}$$

The cases for when the complement is **true** are symmetric. □

2.5.9 Definition [Another union lens]: Given two sets X and Y , let's define a few bijections:

$$\begin{aligned}
f &\in X \rightarrow X \setminus Y + X \cap Y \\
g &\in Y \rightarrow X \cap Y + Y \setminus X \\
h &\in X \setminus Y + X \cap Y + Y \setminus X \rightarrow X \cup Y \\
f(x) &= \begin{cases} \text{inl } x & x \notin Y \\ \text{inr } x & x \in Y \end{cases} \\
g(y) &= \begin{cases} \text{inl } y & y \in X \\ \text{inr } y & y \notin X \end{cases} \\
h(\text{inl } x) &= x \\
h(\text{inr } (\text{inl } xy)) &= xy \\
h(\text{inr } (\text{inr } y)) &= y
\end{aligned}$$

$$\text{union}'_{XY} \in X + Y \leftrightarrow X \cup Y$$

$$\begin{aligned}
\text{union}'_{XY} &= \text{bij}_{(f+g); \alpha^+; (id + (\alpha^+)^{-1});} \\
&\quad (id_X \oplus (\text{union}_{X \cap Y, X \cap Y} \oplus id_Y)); \\
&\quad \text{bij}_h
\end{aligned}$$

These definitions are not symmetric in X and Y , because *putl* prefers to return an *inl* value if there have been no tie breakers yet. Because of this preference, neither *union* nor *union'* can be used to construct a true codiagonal. However, there are two useful related constructions, which we discuss below.

2.5.10 Definition [Switch lens]:

$$\text{switch}_X \in X + X \leftrightarrow X$$

$$\text{switch}_X = \text{union}_{XX}$$

We've used *union* rather than *union'* in this definition, but it actually doesn't matter: the two lenses' tie-breaking methods are equivalent when $X = Y$:

2.5.11 Lemma:

$$\text{union}_{XX} \equiv \text{union}'_{XX}$$

Proof: The relation that equates the states of the two *union* lenses is a witness:
 $R = \{(b, ((((), (b, ())), ())), ())) \mid b \in \text{Bool}\}.$ □

2.5.12 Definition [Retentive case lens]:

$$\frac{k \in X \leftrightarrow Z \quad \ell \in Y \leftrightarrow Z}{case_{k,\ell} \in X + Y \leftrightarrow Z}$$

$$case_{k,\ell} = (k \oplus \ell); switch_X$$

2.5.13 Definition [Forgetful case lens]:

$$\frac{k \in X \leftrightarrow Z \quad \ell \in Y \leftrightarrow Z}{case_{k,\ell}^f \in X + Y \leftrightarrow Z}$$

$$case_{k,\ell}^f = (k \oplus^f \ell); switch_X$$

Lists We can also define a variety of lenses operating on lists. We only consider mapping here, because in the next section we show how to obtain this and a whole variety of other functions on lists as instances of a powerful generic theorem, but it is useful to see one concrete instance first!

Write X^* for the set of lists with elements from the set X . Write $\langle \rangle$ for the empty list and $x:xs$ for the list with head x and tail xs . Write X^ω for the set of infinite lists over X . When $x \in X$ and $ss \in X^\omega$, write $x:ss \in X^\omega$ for the infinite list with head x and tail ss . Write $x^\omega \in X^\omega$ for the infinite list of x 's.

2.5.14 Definition [Retentive list mapping lens]:

$$\frac{\ell \in X \leftrightarrow Y}{\mathbf{map}(\ell) \in X^* \leftrightarrow Y^*}$$

$$\begin{aligned} C &= (\ell.C)^\omega \\ missing &= (\ell.missing)^\omega \\ putr(x, c) &= \text{let } \langle x_1, \dots, x_m \rangle = x \text{ in} \\ &\quad \text{let } \langle c_1, \dots \rangle = c \text{ in} \\ &\quad \text{let } (y_i, c'_i) = \ell.putr(x_i, c_i) \text{ in} \\ &\quad (\langle y_1, \dots, y_m \rangle, \langle c'_1, \dots, c'_m, c_{m+1}, \dots \rangle) \\ putl &\quad (\text{similar}) \end{aligned}$$

The **map** lens gives us the machinery we need to complete the first example in the introduction: simply define $e^* = \mathbf{map}(e)$. Additionally, as we saw in §2.1, there is also a forgetful variant of the list mapping lens. Indeed, this is the one that corresponds to the known list mapping operator on asymmetric, state-based lenses [9, 16].

2.5.15 Definition [Forgetful list mapping lens]:

$\frac{\ell \in X \leftrightarrow Y}{\text{map}^f(\ell) \in X^* \leftrightarrow Y^*}$	
C $missing$ $putr(x, c)$ $putl$	$= \ell.C^*$ $= \langle \rangle$ $= \text{let } \langle x_1, \dots, x_m \rangle = x \text{ in}$ $\quad \text{let } \langle c_1, \dots, c_n \rangle = c \text{ in}$ $\quad \text{let } \langle c_{n+1}, \dots \rangle = (\ell.missing)^\omega \text{ in}$ $\quad \text{let } (y_i, c'_i) = \ell.putr(x_i, c_i) \text{ in}$ $\quad (\langle y_1, \dots, y_m \rangle, \langle c'_1, \dots, c'_m \rangle)$ (similar)

Rather than proving that these two forms of list mapping are lenses, preserve equivalence, induce functors, and so on, we show that these properties hold for a generalization of their construction in the next section.

We can make the relationship between the retentive sum and map lenses and the forgetful sum and map lenses precise; the following two diagrams commute:

$$\begin{array}{ccc}
 Unit + X \times X^* & \xrightarrow{bij} & X^* \\
 id_{Unit} \oplus (\ell \otimes \text{map}(\ell)) \downarrow & & \downarrow \text{map}(\ell) \\
 Unit + Y \times Y^* & \xrightarrow{bij} & Y^*
 \end{array}$$

$$\begin{array}{ccc}
 Unit + X \times X^* & \xrightarrow{bij} & X^* \\
 id_{Unit} \oplus^f (\ell \otimes \text{map}^f(\ell)) \downarrow & & \downarrow \text{map}^f(\ell) \\
 Unit + Y \times Y^* & \xrightarrow{bij} & Y^*
 \end{array}$$

2.6 Iterators

In functional programming, mapping functionals are usually seen as instances of more general “fold patterns”, or defined by general recursion. In this section, we investigate to what extent this path can be followed in the world of symmetric lenses.

Allowing general recursive definitions for symmetric lenses may be possible, but in general, complements change when unfolding a recursive definition; this means that the structure of the complement of the recursively defined function would itself have

to be given by some kind of fixpoint construction. Preliminary investigation suggests that this is possible, but it would considerably clutter the development—on top of the general inconvenience of having to deal with partiality.

Therefore, we choose a different path. We identify a “fold” combinator for lists, reminiscent of the view of lists as initial algebras. We show that several important lenses on lists—including, of course, the mapping combinator—can be defined with the help of a fold, and that, due to the self-duality of lenses, folds can be composed back-to-back to yield general recursive patterns in the style of *hylomorphisms* [39].

We also discuss iteration patterns on trees and argue that the methodology carries over to other polynomial inductive datatypes.

2.6.1 Lists

Let $fold \in Unit + (X \times X^*) \rightarrow X^*$ be the bijection between “unfolded” lists and lists; $fold$ takes $\text{inl } ()$ to $\langle \rangle$ and $\text{inr } (x, xs)$ to $x:xs$. Note that $bij_{fold} \in Unit + (X \times X^*) \iff X^*$ is then a bijective arrow in the category LENS.

2.6.1.1 Definition [X-list algebra]: An X -list algebra on a set Z is an arrow $\ell \in Unit + (X \times Z) \iff Z$ and a weight function $w \in Z \rightarrow \mathbb{N}$ such that $\ell.putl(z, c) = (\text{inr } (x, z'), c')$ implies $w(z') < w(z)$. We write T_X^* for the functor that sends any lens k to $id_{Unit} \oplus (id_X \otimes k)$.

The function w here plays the role of a termination measure. We will be iterating $\ell.putl$, producing a stream of values of type Z , which we would like to guarantee eventually ends.

2.6.1.2 Theorem [Iteration is well-defined]: For X -list algebra ℓ on Z , there is a unique arrow $It(\ell) \in X^* \iff Z$ such that the following diagram commutes:

$$\begin{array}{ccc} T_X^*(X^*) & \xrightarrow{bij_{fold}} & X^* \\ T_X^*(It(\ell)) \downarrow & & \downarrow It(\ell) \\ T_X^*(Z) & \xrightarrow{\ell} & Z \end{array}$$

In the terminology of universal algebra, an algebra for a functor F from some category to itself is simply an object Z and an arrow $F(Z) \rightarrow Z$. An arrow between F -algebras (Z, f) and (Z', f') is an arrow $u \in Z \rightarrow Z'$ such that $f; u = F(u); f'$. The F -algebras thus form a category themselves. An initial F -algebra is an initial object in that category (an initial object has exactly one arrow to each other object, and is unique up to isomorphism). F -algebras can be used to model a wide variety of inductive datatypes, including lists and various kinds of trees [51]. Using this terminology,

Theorem 2.6.1.2 says that bij_{fold} is an initial object in the subcategory consisting of those T_X^* -algebras for which a weight function w is available.

Before we give the proof, let us consider some concrete instances of the theorem. First, if $k \in X \iff Y$ is a lens, then we can form an X -list algebra ℓ on Y^* by composing two lenses as follows:

$$Unit + (X \times Y^*) \xrightarrow{id_{Unit} \oplus (k \otimes id_{Y^*})} Unit + (Y \times Y^*) \xrightarrow{bif_{fold}} Y^*$$

A suitable weight function is given by $w(ys) = length(ys)$. The induced lens $It(\ell) \in X^* \iff Y^*$ is the lens analog of the familiar list mapping function. In fact, substituting the lens $e \in X \times Y \iff Y \times Z$ (from the introduction) for k in the above diagram, we find that $It(\ell)$ is the sneakier variant of the lens e^* . (Again, we are ignoring the important question of alignment here. A hand-written map lens could perform a more sophisticated alignment analysis to associate “similar” items in a sequence of puts and recover more appropriate data from the complement; the process described above results in a simple positional alignment scheme.)

Second, suppose that $X = X_1 + X_2$ and let Z be $X_1^* \times X_2^*$. Writing X_i^+ for $X_i \times X_i^*$, we can define isomorphisms

$$\begin{aligned} f &\in (X_1 + X_2) \times X_1^* \times X_2^* \\ &\rightarrow (X_1^+ + X_2^+) + (X_1^+ \times X_2^+ + X_1^+ \times X_2^+) \\ g &\in Unit + ((X_1^+ + X_2^+) + X_1^+ \times X_2^+) \\ &\rightarrow X_1^* \times X_2^* \end{aligned}$$

by distributing the sum and unfolding the list type for f and by factoring the polynomial and folding the list type for g .³

$$\begin{aligned} f(\text{inl } x_1, xs_1, \langle \rangle) &= \text{inl } (\text{inl } (x_1, xs_1)) \\ f(\text{inl } x_1, xs_1, x_2 : xs_2) &= \text{inr } (\text{inl } ((x_1, xs_1), (x_2, xs_2))) \\ f(\text{inr } x_2, \langle \rangle, xs_2) &= \text{inl } (\text{inr } (x_2, xs_2)) \\ f(\text{inr } x_2, x_1 : xs_1, xs_2) &= \text{inr } (\text{inr } ((x_1, xs_1), (x_2, xs_2))) \end{aligned}$$

$$\begin{aligned} g(\text{inl } ()) &= (\langle \rangle, \langle \rangle) \\ g(\text{inr } (\text{inl } (\text{inl } (x_1, xs_1)))) &= (x_1 : xs_1, \langle \rangle) \\ g(\text{inr } (\text{inl } (\text{inr } (x_2, xs_2)))) &= (\langle \rangle, x_2 : xs_2) \\ g(\text{inr } (\text{inr } ((x_1, xs_1), (x_2, xs_2)))) &= (x_1 : xs_1, x_2 : xs_2) \end{aligned}$$

³The bijections f and g can be written in terms of the associators, symmetries, unfolds, folds, and so forth that were already introduced, so the lenses bif_f and bif_g would not have to be defined “out of whole cloth” as they are here, but these definitions get bogged down in syntax without adding much value.

Then we can create a lens to serve as the basis for a partitioning iterator.

$$\ell \in Unit + ((X_1 + X_2) \times Z) \leftrightarrow Z$$

$$\begin{aligned} \ell = & (id_{Unit} \oplus bij_f); \\ & (id_{Unit} \oplus (id_{X_1^+ + X_2^+} \oplus switch_{X_1^+ \times X_2^+})); \\ & bij_g \end{aligned}$$

A suitable weight function for ℓ is given by

$$w((xs_1, xs_2)) = length(xs_1) + length(xs_2).$$

The lens $It(\ell) \in (X_1 + X_2)^* \iff X_1^* \times X_2^*$ that we obtain from iteration partitions the input list in one direction and uses a stream of booleans from the state to put them back in the right order in the other direction. Indeed, $It(\ell)$ is exactly the *partition* lens described in the introductory examples. Composing it with a projection yields a filter lens. (Alternatively, the filter lens could be obtained directly by iterating a slightly trickier ℓ .) Consequently, we now have the machinery we need to define *comp* from the introduction:

$$filter = partition; \pi_1 \langle \rangle$$

$$comp = filter; filter^{op}$$

Proof of 2.6.1.2: We define the lens $It(\ell)$ explicitly.

$$\frac{\ell \in T_X^*(Z) \leftrightarrow Z \quad \exists \text{ suitable } w \text{ (discussed below)}}{It(\ell) \in X^* \leftrightarrow Z}$$

$$\begin{aligned} It(\ell).C &= (\ell.C)^\omega \\ It(\ell).missing &= (\ell.missing)^\omega \\ It(\ell).putr(\langle \rangle, c:cs) &= \text{let } (z, c') = \ell.putr(\text{inl } (), c) \text{ in} \\ &\quad (z, c':cs) \\ It(\ell).putr(x:xs, c:cs) &= \text{let } (z, cs') = It(\ell).putr(xs, cs) \text{ in} \\ &\quad \text{let } (z', c') = \ell.putr(\text{inr } (x, z), c) \text{ in} \\ &\quad (z', c':cs') \\ It(\ell).putl(z, c:cs) &= \text{match } \ell.putl(z, c) \text{ with} \\ &\quad (\text{inl } (), c') \rightarrow (\langle \rangle, c':cs) \\ &\quad | (\text{inr } (x, z'), c') \rightarrow \\ &\quad \text{let } (xs, cs') = It(\ell).putl(z', cs) \text{ in} \\ &\quad (x:xs, c':cs') \end{aligned}$$

Note that the first element of the complement list holds *both* the complement that is used when we do a *putr* of an empty list *and* the complement that is used for the first element when we do a *putr* of a non-empty list. Similarly, the second element of the complement list holds both the complement that is used at the end of the *putr* of a one-element list and the complement that is used for the second element when we do a *putr* of a two or more element list.

The recursive definition of $It(\ell).putr$ is clearly terminating because the first argument to the recursive call is always a shorter list; the recursive definition of $It(\ell).putl$ is terminating because the value of w is always smaller on the arguments to the recursive call. The round-trip laws are readily established by induction on xs and on $w(z)$, respectively. So this is indeed a lens.

Commutativity of the claimed diagram is a direct consequence of the defining equations (which have been crafted so as to make commutativity hold).

To show uniqueness, let $k \in X^* \iff Z$ be another lens for which the diagram commutes—i.e., such that:

$$\begin{array}{ccc} T_X^*(X^*) & \xrightarrow{bifold} & X^* \\ T_X^*(k) \downarrow & & \downarrow k \\ T_X^*(Z) & \xrightarrow{\ell} & Z \end{array}$$

Choose representatives of the equivalence classes k and ℓ —for convenience, call these representatives k and ℓ . Let $R \subseteq k.C \times (k.C \times \ell.C)$ be a simulation relation witnessing the commutativity of this diagram (recalling that equality of LENS-arrows means lens-equivalence of representatives). Notice that $k.C$ is the complement of (a representative of) the upper path through the diagram, and $k.C \times \ell.C$ is the complement of (a representative of) the lower path through the diagram. (Strictly speaking, the complements are $Unit \times k.C$ and $Unit \times Unit \times k.C \times \ell.C$; using these isomorphic forms reduces clutter.) Thus, the commutativity of the diagram means:

$$\begin{aligned} & (k.missing, (k.missing, \ell.missing)) \in R \\ & (d, (d', c)) \in R \\ & \frac{k.putr(\langle \rangle, d) = (z, d_1) \quad \ell.putr(\text{inl } (), c) = (z', c_1)}{(d_1, (d', c_1)) \in R \wedge z = z'} \\ & (d, (d', c)) \in R \quad k.putr(x:xs, d) = (z, d_1) \\ & \frac{k.putr(xs, d') = (z', d'_1) \quad \ell.putr(\text{inr } (x, z'), c) = (z'', c_1)}{(d_1, (d'_1, c_1)) \in R \wedge z = z''} \\ & (d, (d', c)) \in R \\ & \frac{k.putl(z, d) = (\langle \rangle, d_1)}{\ell.putl(z, c) = (\text{inl } (), c_1) \wedge (d_1, (d', c_1)) \in R} \end{aligned}$$

$$\frac{(d, (d', c)) \in R \quad k.putl(z, d) = (x:xs, d_1)}{\begin{array}{l} \ell.putl(z, c) = (\text{inr } (x, z'), c_1) \\ \wedge \quad k.putl(z', d') = (xs, d'_1) \\ \wedge \quad (d_1, (d'_1, c_1)) \in R \end{array}}$$

The variables c_1, z', d'_1 in the last two rules are existentially quantified.

In order to show that $It(\ell) \equiv k$ we define a relation $S \subseteq It(\ell).C \times k.C$ inductively as follows:

$$\begin{array}{l} (It(\ell).missing, k.missing) \in S \\ \frac{(d, (d', c)) \in R \quad (cs, d') \in S}{(c:cs, d) \in S} \end{array}$$

Notice that if $(c:cs, d) \in S$ by either one of the rules, then there exists d' such that $(d, (d', c)) \in R$ and $(cs, d') \in S$. In particular, for the first rule, $c:cs = It(\ell).missing$ and we choose $d' = k.missing$.

It remains to show that S is compatible with *putl* and *putr*. So assume that $(c:cs, d) \in S$, hence $(d, (d', c)) \in R$ and $(cs, d') \in S$ for some d' . We proceed by induction on $length(xs)$ in the *putr* cases and by induction on $w(z)$ in the *putl* cases.

Case for *putr* of empty list: By definition,

$$It(\ell).putr(\langle \rangle, c:cs) = (z, c':cs),$$

where $(z, c') = \ell.putr(\text{inl } (), c)$. Let $(z_1, d_1) = k.putr(\langle \rangle, d)$. Commutativity of the diagram then tells us that $(d_1, (d', c')) \in R$ and $z_1 = z$. Since $(cs, d') \in S$, we can conclude $(c':cs, d_1) \in S$, as required.

Case for *putr* of nonempty list: This time, the definition gives us

$$It(\ell).putr(x:xs, c:cs) = (z', c':cs'),$$

where

$$\begin{array}{lcl} (z, cs') & = & It(\ell).putr(xs, cs) \\ (z', c') & = & \ell.putr(\text{inr } (x, z), c). \end{array}$$

Let

$$\begin{array}{lcl} (z_1, d_1) & = & k.putr(x:xs, d) \\ (z_2, d_2) & = & k.putr(xs, d') \\ (z_3, c_3) & = & \ell.putr(\text{inr } (x, z_2), c). \end{array}$$

Inductively, we get $z_2 = z$ and $(cs', d_2) \in S$. Thus, $z_3 = z'$ and $c_3 = c'$. From commutativity we get $z_1 = z'$ and $(d_1, (d_2, c')) \in R$, so $(c':cs', d_1) \in S$ and we are done.

Case where *It.putl* on z returns the empty list: Suppose we have $It(\ell).putl(z, c:cs) = (\langle \rangle, c':cs)$, where $(\text{inl } (), c') = \ell.putl(z, c)$. Let $k.putr(z, d) = (xs, d_1)$. Commutativity of the diagram asserts that $(d_1, (c', d')) \in R$ and $xs = \langle \rangle$. Now, since $(cs, d') \in S$, we can conclude $(c':cs, d_1) \in S$, as required.

Case where $It.putl$ on z returns a non-empty list: Suppose we have

$$\begin{aligned} It(\ell).putl(z, c:cs) &= (x:xs, c':cs') \\ (\text{inr } (x, z'), c') &= \ell.putl(z, c) \\ (xs, cs') &= It(\ell).putl(z', cs). \end{aligned}$$

Since $\ell.putl(z, c)$ returns an inr we are in the situation of the fourth rule above and we have $k.putl(z, d) = (x:xs', d_1)$ for some xs' and d_1 . Furthermore, we have $k.putl(z', d') = (xs', d'_1)$ and $(d_1, (d'_1, c_1)) \in R$. The induction hypothesis applied to z' in view of $w(z') < w(z)$ then yields $xs' = xs$ and also $(cs', d'_1) \in S$. It then follows $(c':cs', d_1) \in S$ and we are done. \square

2.6.1.3 Corollary [Hylomorphism]: Suppose k^{op} is an X -list algebra on W and ℓ is an X -list algebra on Z . Then there is a lens $Hy(k, \ell) \in W \iff Z$ such that the following diagram commutes:

$$\begin{array}{ccc} T_X^*(W) & \xleftarrow{k} & W \\ T_X^*(Hy(k, \ell)) \downarrow & & \downarrow Hy(k, \ell) \\ T_X^*(Z) & \xrightarrow{\ell} & Z \end{array}$$

Proof: Define $Hy(k, \ell)$ as the composition $It(k^{op})^{op}; It(\ell)$. \square

One can think of $Hy(k, \ell)$ as a recursive definition of a lens. The lens k tells whether a recursive call should be made, and if so, produces the argument for the recursive call and some auxiliary data. The lens ℓ then describes how the result is to be built from the result of the recursive call and the auxiliary data. This gives us a lens version of the hylomorphism pattern from functional programming [39]. Unfortunately, we were unable to prove or disprove the uniqueness of $Hy(k, \ell)$.

We have not formally studied the question of whether $It(\ell)$ is actually an initial algebra, i.e., whether it can be defined and is unique even in the absence of a weight function. However, this seems unlikely, because then it would apply to the case where Z is the set of finite and infinite X lists and ℓ the obvious bijective lens. The $putl$ component of $It(\ell)$ would then have to truncate an infinite list, which would presumably break the commuting square.

2.6.2 Other Datatypes

Analog of Theorem 2.6.1.2 and Corollary 2.6.1.3 are available for a number of other functors, in particular those that are built up from variables by $+$ and \times . All of these can also be construed as containers (see §2.7), but the iterator and hylomorphism patterns provide more powerful operations for the construction of lenses than the mapping operation available for general containers. Moreover, the universal property of

the iterator provides a modular proof method, allowing one to deduce equational laws which can be cumbersome to establish directly because of the definition of equality as behavioral equivalence. For instance, we can immediately deduce that list mapping is a functor. Containers, on the other hand, subsume datatypes such as labeled graphs that are not initial algebras.

Iterators with multiple arguments The list iterator allows us to define a lens between X^* and some other set Z , but Theorem 2.6.1.2 cannot be directly used to define a lens between $X^* \times Y$ and Z (think of Y as modeling parameters). In standard functional programming, a map from $X^* \times Y$ to Z is tantamount to a map from X^* to $Y \rightarrow Z$, so iteration with parameters is subsumed by the parameterless case. Unfortunately, LENS does not seem to have the function spaces required to play this trick.

Therefore, we introduce the functor $T_{X,Y}^*(Z) = Y + X \times Z$ and notice that $T_{X,Y}^*(X^* \times Y) \simeq X^* \times Y$. Just as before, an algebra for that functor is a lens $\ell \in T_{X,Y}^*(Z) \leftrightarrow Z$ together with a function $w : Z \rightarrow \mathbb{N}$ such that $\ell.putl(z, c) = (\text{inr } (x, z'), c')$ implies $w(z') < w(z)$.

As an example, let $Y = Z = X^*$ and define

$\ell \in X^* + X \times X^* \leftrightarrow X^*$	
C	$= Bool$
$missing$	$= \text{true}$
$\ell.putr(\text{inl } xs, b)$	$= (xs, \text{true})$
$\ell.putr(\text{inr } (x, xs), b)$	$= (x:xs, \text{false})$
$\ell.putl(\langle \rangle, b)$	$= (\text{inl } \langle \rangle, \text{true})$
$\ell.putl(x:xs, \text{true})$	$= (\text{inl } (x:xs), \text{true})$
$\ell.putl(x:xs, \text{false})$	$= (\text{inr } (x, xs), \text{false})$

Iteration yields a lens $X^* \times X^* \leftrightarrow X^*$ that can be seen as a bidirectional version of list concatenation. The commuting square for the iterator corresponds to the familiar recursive definition of concatenation: $concat(\langle \rangle, ys) = ys$ and $concat(x:xs, ys) = x:concat(xs, ys)$. In the bidirectional case considered here the complement will automatically retain enough information to allow splitting in the *putl*-direction.

We can use a version of Corollary 2.6.1.3 for this data structure to implement tail recursive constructions. Consider, for instance, the T_{Unit, X^*}^* -algebra $k : X^* + X^* \times X^* \leftrightarrow X^* \times X^*$ where

$$\begin{aligned}
k.putl((acc, \langle \rangle), \text{true}) &= (\text{inl } acc, \text{true}) \\
k.putl((acc, x:xs), \text{true}) &= (\text{inr } (x:acc, xs), \text{true}) \\
k.putl((acc, xs), \text{false}) &= (\text{inr } (acc, xs), \text{false}).
\end{aligned}$$

Together with the T_{Unit, X^*}^* -algebra $switch_{X^*} : X^* + X^* \leftrightarrow X^*$, this furnishes a bidirectional version of the familiar tail recursive list reversal that sends (acc, xs) to $xs^{rev} acc$.

Trees For set X let $Tree(X)$ be the set of binary X -labeled trees given inductively by $leaf \in Tree(X)$ and $x \in X, \ell \in Tree(X), r \in Tree(X) \Rightarrow node(x, \ell, r) \in Tree(X)$. Consider the endofunctor T_X^{Tree} given by $T_X^{Tree}(Z) = Unit + X \times Z \times Z$. Let $c \in T_X^{Tree}(Tree(X)) \leftrightarrow Tree(X)$ denote the obvious bijective lens.

An X -tree algebra is a lens $\ell \in T_X^{Tree}(Z) \leftrightarrow Z$ and a function $w \in Z \rightarrow \mathbb{N}$ with the property that if $\ell.putl(z, c) = (inr(x, z_l, z_r), c')$ then $w(z_l) < w(z)$ and $w(z_r) < w(z)$. The bijective lens c is then the initial object in the category of X -tree algebras; that is, every X -tree algebra on Z defines a unique lens in $Tree(X) \leftrightarrow Z$.

Consider, for example, the concatenation lens $concat : X^* \times X^* \leftrightarrow X^*$. Let $concat' : Unit + X \times X^* \times X^* \leftrightarrow X^*$ be the lens obtained from $concat$ by precomposing with the fold-isomorphism and the terminal lens $term_{\langle \rangle}$. Intuitively, this lens sends $inl()$ to $\langle \rangle$ and x, xs, xs' to $x:xs@xs'$, using the complement to undo this operation properly. This lens forms an example of a tree algebra (with number of nodes as weight functions) and thus iteration furnishes a lens $Tree(X) \leftrightarrow X^*$ which does a pre-order traversal, keeping enough information in the complement to rebuild a tree from a modified traversal.

The hylomorphism pattern can also be applied to trees, yielding the ability to define symmetric lenses by divide-and-conquer, i.e., by dispatching one call to two parallel recursive calls whose results are then appropriately merged.

2.7 Containers

The previous section suggests a construction for a variety of operations on datatypes built from polynomial functors. Narrowing the focus to the very common “map” operation, we can generalize still further, to any kind of *container functor* [1], i.e. a *normal functor* in the terminology of Hasegawa [20] or an *analytic functor* in the terminology of Joyal [33]. (These structures are also related to the *shapely types* of Jay and Cockett [27].)

2.7.1 Definition [Container]: A *container* consists of a set I together with an I -indexed family of sets $B \in I \rightarrow Set$.

Each container (I, B) gives rise to an endofunctor $F_{I,B}$ on SET whose object part is defined by $F_{I,B}(X) = \sum_{i \in I} B(i) \rightarrow X$. For example, if $I = \mathbb{N}$ and $B(n) = \{0, 1, \dots, n-1\}$, then $F_{I,B}(X)$ is X^* (up to isomorphism). Or, if $I = Tree(Unit)$ is the set of binary trees with trivial labels and $B(i)$ is the set of nodes of i , then $F_{I,B}(X)$ is the set of binary trees labeled with elements of X . In general, we can think of I as a set of shapes and, for each shape $i \in I$, we can think of $B(i)$ as the

set of “positions” in shape i . So an element $(i, f) \in F_{I,B}(X)$ consists of a shape i and a function f assigning an element $f(p) \in X$ to each position $p \in B(i)$.

The arrow part of $F_{I,B}$ maps a function $u \in X \rightarrow Y$ to a function $F_{I,B}(u) \in F_{I,B}(X) \rightarrow F_{I,B}(Y)$ given by $(i, f) \mapsto (i, f; u)$.

Now, we would like to find a way to view a container as a functor on the category of lenses. In order to do this, we need a little extra structure.

2.7.2 Definition: A *container with ordered shapes* is a pair (I, B) satisfying these conditions:

1. I is a partial order with binary meets. We say i is a *subshape* of j whenever $i \leq j$.
2. B is a functor from (I, \leq) viewed as a category (with one object for each element and an arrow from i to j iff $i \leq j$) into \mathbf{SET} . When B and i are understood, we simply write $b|i'$ for $B(i \leq i')(b)$ if $b \in B(i)$ and $i \leq i'$.
3. If i and i' are both subshapes of a common shape j and we have positions $b \in B(i)$ and $b' \in B(i')$ with $b|j = b'|j$, then there must be a unique $b_0 \in B(i \wedge i')$ such that $b = b_0|i$ and $b' = b_0|i'$. Thus such b and b' are really the same position. In other words, every diagram of the following form is a pullback:

$$\begin{array}{ccc}
 B(i \wedge i') & \xrightarrow{B(i \wedge i' \leq i)} & B(i) \\
 B(i \wedge i' \leq i') \downarrow & & \downarrow B(i \leq j) \\
 B(i') & \xrightarrow{B(i' \leq j)} & B(j)
 \end{array}$$

If $i \leq j$, we can apply the instance of the pullback diagram where $i = i'$ and hence $i \wedge i' = i$ and deduce that $B(i \leq j) \in B(i) \rightarrow B(j)$ is always injective.

For example, in the case of trees, we can define $t \leq t'$ if every path from the root in t is also a path from the root in t' . The arrow part of B then embeds positions of a smaller tree canonically into positions of a bigger tree. The meet of two trees is the greatest common subtree starting from the root.

2.7.3 Definition [Container mapping lens]:

$$\begin{array}{c}
\boxed{\frac{\ell \in X \leftrightarrow Y}{F_{I,B}(\ell) \in F_{I,B}(X) \leftrightarrow F_{I,B}(Y)}} \\
\\
\boxed{
\begin{array}{l}
C = \\
\{t \in \prod_{i \in I} B(i) \rightarrow \ell.(C) \mid \\
\forall i, i'. i \leq i' \supset \forall b \in B(i). t(i')(b|i') = t(i)(b)\} \\
\text{missing}(i)(b) = \ell.\text{missing} \\
\text{putr}((i, f), t) = \\
\text{let } f'(b) = \text{fst}(\ell.\text{putr}(f(b), t(i)(b))) \text{ in} \\
\text{let } t'(j)(b) = \\
\quad \text{if } \exists b_0 \in B(i \wedge j). b_0|j = b \\
\quad \text{then } \text{snd}(\ell.\text{putr}(f(b_0|i), t(j)(b))) \quad \text{in} \\
\quad \text{else } t(j)(b) \\
((i, f'), t') \\
\text{putl} \quad \quad \quad (\text{similar})
\end{array}
\end{array}$$

(Experts will note that C is the limit of the contravariant functor $i \mapsto (B(i) \rightarrow \ell.(C))$. Alternatively, we can construe C as the function space $D \rightarrow \ell.(C)$ where D is the colimit of the functor B . Concretely, D is given by $\sum_{i \in I} B(i)$ modulo the equivalence relation \sim generated by $(i, b) \sim (i', b')$ whenever $i \leq i'$ and $b' = B(i \leq i')(b)$.)

Proof of well-formedness: To show that this definition is a lens, we should begin by checking that it is well typed—i.e., that the t' we build in putr really lies in the complement (the argument for putl will be symmetric). So suppose that $j \leq j'$ and $b \in B(j)$. There are two cases to consider:

1. $b = b_0|j$ for some (unique) $b_0 \in B(i \wedge j)$. Then $b|j' = b_0|j'$ so we are in the “then” branch in both $t'(j')(b|j')$ and $t'(j)(b)$, and the results are equal by the fact that $t \in C$.
2. b is not of the form $b_0|j$ for some (unique) $b_0 \in B(i \wedge j)$. We claim that then $b|j'$ is not of the form $b_1|j'$ for any $b_1 \in B(i \wedge j')$, so that we are in the “else” branch in both applications of t' . Since $t \in C$, this will conclude the proof of this case. To see the claim, assume for a contradiction that $b|j' = b_1|j'$ for some $b_1 \in B(i \wedge j')$. Applying the pullback property to the situation $i \wedge j \leq j \leq j'$ and $i \wedge j \leq i \wedge j' \leq j'$ yields a unique $b_0 \in B(i \wedge j)$ such that $b = b_0|j$ and $b_1 = b_0|(i \wedge j')$, contradicting the assumption.

It now remains to verify the lens laws. We will check PUTRL; the PUTLR law can be checked similarly. Suppose that

$$\begin{array}{lcl}
F_{I,B}(\ell).\text{putr}((i, f), t) & = & ((i, f_r), t_r) \\
F_{I,B}(\ell).\text{putl}((i, f_r), t_r) & = & ((i, f_{rl}), t_{rl})
\end{array}$$

We must check that $f_{rl} = f$ and $t_{rl} = t_r$.

Let us check that $f_{rl} = f$. Choose arbitrary $b \in B(i)$. Then

$$f_{rl}(b) = \mathbf{fst}(\ell.\mathit{putl}(f_r(b), t_r(i)(b))).$$

Inspecting the definition of t_r , we find that $t_r(i)(b) = \mathbf{snd}(\ell.\mathit{putr}(f(b), t(i)(b)))$, and from the definition of f_r , we find that $f_r(b) = \mathbf{fst}(\ell.\mathit{putr}(f(b), t(i)(b)))$. Together, these two facts imply that

$$f_{rl}(b) = \mathbf{fst}(\ell.\mathit{putl}(\ell.\mathit{putr}(f(b), t(i)(b))))$$

Applying PUTRL to ℓ , this reduces to $f_{rl}(b) = f(b)$, as desired.

Finally, we must show that $t_{rl} = t_r$. Choose arbitrary $j \in I$ and $b \in B(j)$. There are two cases: either we have $b_0|j = b$ or not.

- Suppose $b_0|j = b$. Then we find that

$$t_{rl}(j)(b) = \mathbf{snd}(\ell.\mathit{putl}(f_r(b_0|i), t_r(j)(b)))$$

Now, inspecting the definitions of f_r and t_r , we find that this amounts to saying

$$t_{rl}(j)(b) = \mathbf{snd}(\ell.\mathit{putl}(\ell.\mathit{putr}(f(b_0|i), t(j)(b))))$$

Furthermore, we have $t_r(j)(b) = \mathbf{snd}(\ell.\mathit{putr}(f(b_0|i), t(j)(b)))$, so the PUTRL law applied to ℓ tells us that $t_{rl}(j)(b) = t_r(j)(b)$, as desired.

- Otherwise, there is no b_0 with that property. Then we find that $t_{rl}(j)(b) = t_r(j)(b)$ immediately from the definition of t_{rl} . \square

Proof of preservation of equivalence: If R witnesses $k \equiv \ell$, then we relate functions that yield related outputs for each possible input:

$$R_{I,B} = \{(t_k, t_\ell) \mid \forall i, b. t_k(i)(b) R t_\ell(i)(b)\}$$

For any i and b , we can show

$$\begin{aligned} F_{I,B}(k).\mathit{missing}(i)(b) &= k.\mathit{missing} \\ k.\mathit{missing} &R \ell.\mathit{missing} \\ \ell.\mathit{missing} &= F_{I,B}(\ell).\mathit{missing}(i)(b) \end{aligned}$$

so the *missing* elements are related by $R_{I,B}$. Now suppose the following relationships hold:

$$\begin{aligned} t_k R_{I,B} t_\ell \\ F_{I,B}(k).\mathit{putr}((i, f), t_k) &= ((i, f_k), t'_k) \\ F_{I,B}(\ell).\mathit{putr}((i, f), t_\ell) &= ((i, f_\ell), t'_\ell) \end{aligned}$$

We must show that $f_k = f_\ell$ and that $t'_k R_{I,B} t'_\ell$. The former follows directly; for any b , we have $f_k(b) = f_\ell(b)$ because $t_k(i)(b) R t_\ell(i)(b)$. For the latter, consider an arbitrary j and b . There are two cases. If $b_0|j = b$ for some $b_0 \in B(i \wedge j)$, then $t'_k(j)(b) R t'_\ell(j)(b)$ because k and ℓ preserve R -states; otherwise, $t'_k(j)(b) R t'_\ell(j)(b)$ because $t'_k(j)(b) = t_k(j)(b)$ and $t'_\ell(j)(b) = t_\ell(j)(b)$. \square

Proof of functoriality: The complete relation (which has only one element) witnesses the equivalence $F_{I,B}(id_X) \equiv id_{F_{I,B}(X)}$. The relation

$$\{(t, (t_l, t_r)) \mid \forall i, b. t(i)(b) = (t_l(i)(b), t_r(i)(b))\}$$

witnesses the equivalence $F_{I,B}(k; \ell) \equiv F_{I,B}(k); F_{I,B}(\ell)$. \square

For the case of lists, this mapping lens coincides with the retentive map that we obtained from the iterator in §2.6. In general, two pieces of data synchronized by one of these mapping lenses will have exactly the same shape; any shape change to one of the sides will be precisely mirrored in the other side. For example, the tree version of this lens will transport the deletion of a node by deleting the node in the same position on the other side. We believe it should also be possible to define a forgetful version where the complement is just $F_{I,B}(\ell.C)$.

The notion of *combinatorial species* provides an alternative to the container framework. One of their attractions is that there are species corresponding to containers whose $B(i) \rightarrow X$ family is quotiented by some equivalence relation; we can obtain multisets in this way, for example. However, we have not explored this generalization in the case of lenses, because it is then not clear how to match up positions.

2.8 Asymmetric Lenses as Symmetric Lenses

The final step in our investigation is to formalize the connection between symmetric lenses and the more familiar asymmetric ones, and to show how known constructions on asymmetric lenses correspond to the constructions we have considered.

Write $X \xleftrightarrow{a} Y$ for the set of asymmetric lenses from X to Y (using the first presentation of asymmetric lenses from §2.1, with *get*, *put*, and *create* components).

2.8.1 Definition [Symmetrization]: Every asymmetric lens can be embedded in a symmetric one.

$\frac{\ell \in X \xleftrightarrow{a} Y}{\ell^{sym} \in X \leftrightarrow Y}$	
C	$= \{f \in Y \rightarrow X \mid \forall y \in Y. \ell.get(f(y)) = y\}$
$missing$	$= \ell.create$
$putr(x, f)$	$= (\ell.get(x), f_x)$
$putl(y, f)$	$= \text{let } x = f(y) \text{ in } (x, f_x)$

(Here, $f_x(y)$ means $\ell.put(y, x)$.) Viewing X as the source of an asymmetric lens (and therefore as having “more information” than Y), we can understand the definition of the complement here as being a value from X stored as a closure over that value. The presentation is complicated slightly by the need to accommodate the situation where a complete X does not yet exist—i.e. when defining *missing*—in which case we can use *create* to fabricate an X value out of a Y value if necessary.

Proof of well-formedness: The CREATEGET law guarantees that $\ell.create \in C$ and the PUTGET law guarantees that $f_x \in C$ for all $x \in X$, so we need merely check the round-trip laws.

PUTRL:

$$\begin{aligned}
putl(putr(x, c)) &= putl(\ell.get(x), f_x) \\
&= \text{let } x' = f_x(\ell.get(x)) \text{ in } (x', f_{x'}) \\
&= \text{let } x' = \ell.put(\ell.get(x), x) \text{ in } (x', f_{x'}) \\
&= (x, f_x)
\end{aligned}$$

PUTLR:

$$\begin{aligned}
putr(putl(y, f)) &= putr(\text{let } x = f(y) \text{ in } (x, f_x)) \\
&= putr(f(y), f_{f(y)}) \\
&= (\ell.get(f(y)), f_{f(y)}) \\
&= (y, f_{f(y)})
\end{aligned}$$

□

2.8.2 Definition [Asymmetric lenses]: Here are several useful asymmetric lenses (based on string lenses from [9]).

$copy_X \in X \xleftrightarrow{a} X$	$\frac{v \in X}{aconst_v \in X \xleftrightarrow{a} Unit}$
$ \begin{aligned} get(x) &= x \\ put(x, x') &= x \\ create(x) &= x \end{aligned} $	$ \begin{aligned} get(x) &= () \\ put((), x) &= x \\ create(()) &= v \end{aligned} $

$\frac{k \in X \xleftrightarrow{a} Y \quad \ell \in Y \xleftrightarrow{a} Z}{k; \ell \in X \xleftrightarrow{a} Z}$
$ \begin{aligned} get(x) &= \ell.get(k.get(x)) \\ put(z, x) &= k.put(\ell.put(z, k.get(x)), x) \\ create(z) &= k.create(\ell.create(z)) \end{aligned} $

$$\frac{k \in X \overset{a}{\leftrightarrow} Y \quad \ell \in Z \overset{a}{\leftrightarrow} W}{k \cdot \ell \in X \times Z \overset{a}{\leftrightarrow} Y \times W}$$

$$\begin{aligned} get(x, z) &= (k.get(x), \ell.get(z)) \\ put((y, w), (x, z)) &= (k.put(y, x), \ell.put(w, z)) \\ create((y, w)) &= (k.create(y), \ell.create(w)) \end{aligned}$$

$$\frac{k \in X \overset{a}{\leftrightarrow} Y \quad \ell \in Z \overset{a}{\leftrightarrow} W}{k|\ell \in X + Z \overset{a}{\leftrightarrow} Y \cup W}$$

$$\begin{aligned} get(\text{inl } x) &= k.get(x) \\ get(\text{inr } z) &= \ell.get(z) \\ put(yw, \text{inl } x) &= \begin{cases} \text{inl } k.put(yw, x) & yw \in Y \\ \text{inr } \ell.create(yw) & yw \in W \setminus Y \end{cases} \\ put(yw, \text{inr } z) &= \begin{cases} \text{inr } \ell.put(yw, z) & yw \in W \\ \text{inl } k.create(yw) & yw \in Y \setminus W \end{cases} \\ create(yw) &= \begin{cases} \text{inl } k.create(yw) & yw \in Y \\ \text{inr } \ell.create(yw) & yw \in W \setminus Y \end{cases} \end{aligned}$$

$$\frac{\ell \in X \overset{a}{\leftrightarrow} Y}{\ell^* \in X^* \overset{a}{\leftrightarrow} Y^*}$$

$$\begin{aligned} get(\langle x_1, \dots, x_n \rangle) &= \langle \ell.get(x_1), \dots, \ell.get(x_n) \rangle \\ put(\langle y_1, \dots, y_m \rangle, \langle x_1, \dots, x_n \rangle) &= \langle x'_1, \dots, x'_m \rangle \\ \text{where } x'_i &= \begin{cases} \ell.put(y_i, x_i) & i \leq \min(m, n) \\ \ell.create(y_i) & n + 1 \leq i \end{cases} \\ create(\langle y_1, \dots, y_n \rangle) &= \langle \ell.create(y_1), \dots, \ell.create(y_n) \rangle \end{aligned}$$

2.8.3 Theorem: The symmetric embeddings of these lenses correspond nicely to definitions from earlier in this chapter:

$$copy_X^{sym} \equiv id_X \tag{2.8.1}$$

$$(k; \ell)^{sym} \equiv k^{sym}; \ell^{sym} \tag{2.8.2}$$

$$aconst_x^{sym} \equiv term_x \tag{2.8.3}$$

$$(k \cdot \ell)^{sym} \equiv k^{sym} \otimes \ell^{sym} \tag{2.8.4}$$

$$(k|\ell)^{sym} \equiv (k^{sym} \oplus^f \ell^{sym}); union \tag{2.8.5}$$

$$(\ell^*)^{sym} \equiv \text{map}^f(\ell^{sym}) \tag{2.8.6}$$

The first two show that $(-)^{sym}$ is a functor.

Proof: Throughout the proofs, we will use a to refer to the left-hand side of the equivalence, and b to refer to the right-hand side.

1. Defining f to be the identity function $f(x) = x$, the singleton relation $f R ()$ witnesses the equivalence. Since $a.missing(x) = x$, we have $a.missing R b.missing$. Furthermore:

$$\begin{aligned}
a.putr(x, f) &= (x, x' \mapsto copy_X.put(x', x)) \\
&= (x, x' \mapsto x') \\
&= (x, f) \\
b.putr(x, ()) &= (x, ()) \\
a.putl(x, f) &= (f(x), x' \mapsto copy_X.put(x', x)) \\
&= (x, f) \\
b.putl(x, ()) &= (x, ())
\end{aligned}$$

This establishes that $a.putr \sim_R b.putr$ and that $a.putl \sim_R b.putl$.

2. The relation

$$R = \{(f_{k\ell}, (f_k, f_\ell)) \mid f_{k\ell} = f_\ell; f_k\}$$

witnesses the equivalence. The fact that $a.missing R b.missing$ is immediate from the definitions.

Now, to show that $a.putr \sim_R b.putr$, suppose $f_{k\ell} R (f_k, f_\ell)$. We first compute $a.putr(x, f_{k\ell})$.

$$\begin{aligned}
a.putr(x, f_{k\ell}) &= ((k; \ell).get(x), z \mapsto (k; \ell).put(z, x)) \\
&= (\ell.get(k.get(x)), \\
&\quad z \mapsto k.put(\ell.put(z, k.get(x)), x)) \\
&= (x_a, f'_{k\ell})
\end{aligned}$$

And now $b.putr(x, (f_k, f_\ell))$:

$$\begin{aligned}
k^{sym}.putr(x, f_k) &= (k.get(x), y \mapsto k.put(y, x)) \\
\ell^{sym}.putr(k.get(x), f_\ell) &= (\ell.get(k.get(x)), \\
&\quad z \mapsto \ell.put(z, k.get(x))) \\
b.putr(x, (f_k, f_\ell)) &= (x_b, (f'_k, f'_\ell))
\end{aligned}$$

It's now clear that

$$\begin{aligned}
f'_k(f'_\ell(z)) &= f'_k(\ell.put(z, k.get(x))) \\
&= k.put(\ell.put(z, k.get(x)), x) \\
&= f'_{k\ell}(z)
\end{aligned}$$

and that $x_a = x_b$, so $a.putr \sim_R b.putr$.

Finally, to show that $a.putl \sim_R b.putl$, suppose again that $f_{k\ell} R (f_k, f_\ell)$.

$$\begin{aligned}
a.putl(z, f_{k\ell}) &= \text{let } x = f_{k\ell}(z) \text{ in} \\
&\quad (x, z' \mapsto (k; \ell).put(z', x)) \\
&= \text{let } x = f_{k\ell}(z) \text{ in} \\
&\quad (x, z' \mapsto k.put(\ell.put(z', k.get(x)), x))
\end{aligned}$$

Similarly,

$$\begin{aligned}
\ell^{sym}.putl(z, f_\ell) &= \text{let } y = f_\ell(z) \text{ in} \\
&\quad (y, z' \mapsto \ell.put(z', y)) \\
k^{sym}.putl(f_\ell(z), f_k) &= \text{let } x = f_k(f_\ell(z)) \text{ in} \\
&\quad (x, y' \mapsto k.put(y', x)) \\
b.putl(z, (f_k, f_\ell)) &= (f_k(f_\ell(z)), \\
&\quad (y' \mapsto k.put(y', f_k(f_\ell(z)))), \\
&\quad z' \mapsto \ell.put(z', f_\ell(z))))
\end{aligned}$$

Now, we want to show that the first parts of the outputs are equal, that is, that $f_{kl}(z) = f_k(f_\ell(z))$, which is immediate from $f_{kl} R (f_k, f_\ell)$, and that the second parts of the outputs are related:

$$\begin{aligned}
f'_k(f'_\ell(z')) &= f'_k(\ell.put(z, f_\ell(z))) \\
&= k.put(\ell.put(z, f_\ell(z)), f_k(f_\ell(z)))
\end{aligned}$$

Observing that

$$\begin{aligned}
k.get(f_k(f_\ell(z))) &= f_\ell(z) && \text{because } f_k \in k^{sym}.C \\
f_k(f_\ell(z)) &= f_{k\ell}(z) && \text{because } f_{k\ell} R (f_k, f_\ell),
\end{aligned}$$

that last line becomes

$$\begin{aligned}
f'_k(f'_\ell(z')) &= k.put(\ell.put(z, k.get(f_{k\ell}(z))), f_{k\ell}(z)) \\
&= f'_{k\ell}(z')
\end{aligned}$$

so the second parts of the outputs are related after all, and $a.putl \sim_R b.putl$.

3. The relation

$$R = \{(() \mapsto c, c) \mid c \in X\}$$

witnesses the equivalence. Since $a.missing = () \mapsto x$ and $b.missing = x$, we see $a.missing R b.missing$.

To show that $a.putr \sim_R b.putr$, choose arbitrary $x, c \in X$ and define $f_c(()) = c$:

$$\begin{aligned} a.putr(x, f_c) &= ((), () \mapsto x) \\ b.putr(x, c) &= ((), x) \end{aligned}$$

These clearly satisfy $() = ()$ and $(() \mapsto x) R x$, so we can conclude that $a.putr \sim_R b.putr$.

To show that $a.putl \sim_R b.putl$, choose arbitrary $c \in X$ and define $f_c(()) = c$ as before. Then:

$$\begin{aligned} a.putl((), f_c) &= (f_c(()), u \mapsto aconst_x.put(u, f_c(()))) \\ &= (c, u \mapsto c) \\ &= (c, () \mapsto c) \\ b.putl((), c) &= (c, c) \end{aligned}$$

These again clearly satisfy $c = c$ and $(() \mapsto c) R c$, so $b.putl \sim_R b.putl$.

4. The relation

$$R = \{(f_{k\ell}, (f_k, f_\ell)) \mid \forall y, w. f_{k\ell}(y, w) = (f_k(y), f_\ell(w))\}$$

witnesses the equivalence. We can compute

$$\begin{aligned} a.missing &= (y, w) \mapsto (k.create(y), \ell.create(w)) \\ b.missing &= (y \mapsto k.create(y), w \mapsto \ell.create(w)), \end{aligned}$$

so clearly $a.missing R b.missing$.

Let us show that $a.putr \sim_R b.putr$. Choose $(x, z) \in X \times Z$ and arbitrary $f_{k\ell}, f_k, f_\ell$ (we will not need the assumption that $f_{k\ell} R (f_k, f_\ell)$). Then:

$$\begin{aligned} a.putr((x, z), f_{k\ell}) &= ((k.get(x), \ell.get(z)), \\ &\quad (y, w) \mapsto (k.put(y, x), \ell.put(w, z))) \\ b.putr((x, z), (f_k, f_\ell)) &= ((k.get(x), \ell.get(z)), \\ &\quad (y \mapsto k.put(y, x), w \mapsto \ell.put(w, z))) \end{aligned}$$

It's clear that the first elements of these tuples are equal, and the second elements are just as clearly related by R , so it is indeed true that $a.putr \sim_R b.putr$. Similarly, choose $(y, w) \in Y \times W$ and suppose $f_{k\ell} R (f_k, f_\ell)$ – which in particular means that $f_{k\ell}(y, w) = (f_k(y), f_\ell(w))$. Then we can define a few things:

$$\begin{aligned}
(v_a, f_a) &= a.putl((y, w), f_{k\ell}) \\
&= \text{let } (x, z) = f_{k\ell}(y, w) \text{ in} \\
&\quad ((x, z), (y', w') \mapsto (k.put(y', x), \ell.put(w', z))) \\
&= \text{let } (x, z) = (f_k(y), f_\ell(w)) \text{ in} \\
&\quad ((x, z), (y', w') \mapsto (k.put(y', x), \ell.put(w', z))) \\
&= ((f_k(y), f_\ell(w)), \\
&\quad (y', w') \mapsto (k.put(y', f_k(y)), \ell.put(w', f_\ell(w))))
\end{aligned}$$

$$\begin{aligned}
(v_b, f_b) &= b.putl((y, w), (f_k, f_\ell)) \\
&= \text{let } x = f_k(y) \text{ in} \\
&\quad \text{let } z = f_\ell(w) \text{ in} \\
&\quad ((x, z), (y' \mapsto k.put(y', x), w' \mapsto \ell.put(w', z))) \\
&= ((f_k(y), f_\ell(w)), \\
&\quad (y' \mapsto k.put(y', f_k(y)), w' \mapsto \ell.put(w', f_\ell(w))))
\end{aligned}$$

So $v_a = v_b$ and $f_a R f_b$ – that is, $a.putl \sim_R b.putl$.

5. Suppose $k \in X \xrightarrow{a} Y$ and $\ell \in Z \xrightarrow{a} W$. Define the following functions:

$$g \in ((Y \rightarrow X) + (W \rightarrow Z)) \times (Y \cup W) \rightarrow X + Z$$

$$g(\text{inl } f_k, yw) = \begin{cases} \text{inl } f_k(yw) & yw \in Y \\ \text{inr } \ell.create(yw) & yw \in W \setminus Y \end{cases}$$

$$g(\text{inr } f_\ell, yw) = \begin{cases} \text{inr } f_\ell(yw) & yw \in W \\ \text{inl } k.create(yw) & yw \in Y \setminus W \end{cases}$$

$$\text{tag} \in (Y \rightarrow X) + (W \rightarrow Z) \rightarrow \text{Bool}$$

$$\text{tag}(\text{inl } f_k) = \text{false}$$

$$\text{tag}(\text{inr } f_\ell) = \text{true}$$

Then we can define the relation

$$R = \{(g(f), (f, \text{tag}(f))) \mid f \in (k^{sym} \oplus^f \ell^{sym}).C\}.$$

It is tedious but straightforward to verify that this witnesses the equivalence.

6. $(\ell^*)^{sym}.C$ comprises functions $f : Y^* \rightarrow X^*$ such that whenever $f([y_1, \dots, y_n]) = [x_1, \dots, x_m]$ we can conclude $m = n$ and $\ell.get(x_i) = y_i$.

The complement $\text{map}^f(\ell^{sym}).C$ on the other hand comprises lists of functions $[f_1, \dots, f_n]$ where $f_i : Y \rightarrow X$ and $\ell.get(f_i(y)) = y$. Relate two such complements f and $[f_1, \dots, f_n]$ if $f([y_1, \dots, y_m]) = [x_1, \dots, x_m]$ implies $x_i = f_i(y_i)$ when $i \leq n$ and $x_i = \ell.create(y_i)$ otherwise.

Clearly, the two “missings” are thus related and it is also easy to see that *putr* is respected. As for the *putl* direction consider that f and $[f_1, \dots, f_n]$ are related and that $ys = [y_1, \dots, y_m]$ is to be *putl*-ed. Let $[x_1, \dots, x_k]$ be the result in the $(f^*)^{sym}$ direction. It follows $k = m$ and $[x_1, \dots, x_m] = f([y_1, \dots, y_m])$. If $[x'_1, \dots, x'_m]$ is the result in the $\text{map}^f(\ell^{sym})$ direction then $x'_i = f_i(y_i)$ if $i \leq n$ and $x'_i = \ell.create(y_i)$ otherwise. Now $x_i = x'_i$ follows by relatedness.

The new $(\ell^*)^{sym}$ complement then is $\lambda ys.(\ell^*).put(ys, xs)$. The new $\text{map}^f(\ell^{sym})$ complement is $[g_1, \dots, g_m]$ where $g_i(y) = \ell.put(x_i, y)$. These are clearly related again. \square

We suspect that there might be an asymmetric *fold* construction similar to our iteration lens above satisfying an equivalence like

$$fold(\ell)^{sym} \equiv It(\ell^{sym}),$$

but have not explored this carefully.

The $(-)^{sym}$ functor is not *full*—that is, there are some symmetric lenses which are not the image of any asymmetric lens. Injection lenses, for example, have no analog in the category of asymmetric lenses, nor do either of the example lenses presented in the introduction. However, we *can* characterize symmetric lenses in terms of asymmetric ones in a slightly more elaborate way.

2.8.4 Theorem [Lenses are spans]: Given any arrow ℓ of LENS, there are asymmetric lenses k_1, k_2 such that

$$(k_1^{sym})^{op}; k_2^{sym} \equiv \ell.$$

This suggests that the category LENS could be constructed from spans in ALENS. A full account of the machinery necessary to realize this approach is given by Johnson and Rosebrugh [31]. It is quite involved for two reasons: first, composition of spans is typically given via a pullback construction, but pullbacks in the appropriate category

do not always exist, and second, one must develop a span-based analog for our lens equivalence to retain associativity of composition.

To see this, we need to know how to “asymmetrize” a symmetric lens.

2.8.5 Definition [Asymmetrization]: We can view a symmetric lens as a pair of asymmetric lenses joined “tail to tail” whose common domain is consistent triples. For any lens $\ell \in X \leftrightarrow Y$, define

$$S_\ell = \{(x, y, c) \in X \times Y \times \ell.C \mid \ell.putr(x, c) = (y, c)\}.$$

Now define:

$\frac{\ell \in X \leftrightarrow Y}{\ell_r^{asym} \in S_\ell \xrightarrow{a} X}$
$\begin{aligned} get((x, y, c)) &= x \\ put(x', (x, y, c)) &= \text{let } (y', c') = \ell.putr(x', c) \\ &\quad \text{in } (x', y', c') \\ create(x) &= \text{let } (y, c) = \ell.putr(x, \ell.missing) \\ &\quad \text{in } (x, y, c) \end{aligned}$
$\frac{\ell \in X \leftrightarrow Y}{\ell_l^{asym} \in S_\ell \xrightarrow{a} Y}$
$\begin{aligned} get((x, y, c)) &= y \\ put(y', (x, y, c)) &= \text{let } (x', c') = \ell.putl(y', c) \\ &\quad \text{in } (x', y', c') \\ create(y) &= \text{let } (x, c) = \ell.putl(y, \ell.missing) \\ &\quad \text{in } (x, y, c) \end{aligned}$

Proof of well-formedness: We show only that ℓ_r^{asym} is well-formed; the proof for ℓ_l^{asym} is similar.

GETPUT:

$$\begin{aligned} put(get((x, y, c)), (x, y, c)) &= put(x, (x, y, c)) \\ &= \text{let } (y', c') = \ell.putr(x, c) \\ &\quad \text{in } (x, y', c') \\ &= (x, y, c) \end{aligned}$$

The final equality is justified because (x, y, c) is a consistent triple.

PUTGET:

$$\begin{aligned} \text{get}(\text{put}(x', (x, y, c))) &= \text{let } (y', c') = \ell.\text{putr}(x', c) \\ &\quad \text{in } \text{get}((x', y', c')) \\ &= x' \end{aligned}$$

CREATEGET:

$$\begin{aligned} \text{get}(\text{create}(x)) &= \text{let } (y, c) = \ell.\text{putr}(x, \ell.\text{missing}) \\ &\quad \text{in } \text{get}((x, y, c)) \\ &= x \end{aligned}$$

In addition to the three round-trip laws, we must show that *put* and *create* yield consistent triples. But this is clear: the PUTR2 law is exactly what we need. \square

Proof of 2.8.4: Given arrow $[\ell]$, choose $k_1 = \ell_r^{\text{asym}}$ and $k_2 = \ell_l^{\text{asym}}$. Writing ℓ_r for $((\ell_r^{\text{asym}})^{\text{sym}})^{\text{op}}$ and ℓ_l for $(\ell_l^{\text{asym}})^{\text{sym}}$, we then need to show that $\ell_r; \ell_l \equiv \ell$. Define two functions:

$$\begin{aligned} f_c(x) &= \text{let } (y, c') = \ell.\text{putr}(x, c) \text{ in } (x, y, c') \\ g_c(y) &= \text{let } (x, c') = \ell.\text{putl}(y, c) \text{ in } (x, y, c') \end{aligned}$$

Then the relation $R = \{((f_c, g_c), c) \mid c \in C\}$ witnesses the equivalence. We can check the definitions to discover that

$$\ell_r.\text{missing} = \ell_r^{\text{asym}}.\text{create} = f_{\ell.\text{missing}}$$

$$\ell_l.\text{missing} = \ell_l^{\text{asym}}.\text{create} = g_{\ell.\text{missing}}$$

and hence that $(\ell_r; \ell_l).\text{missing} R \ell.\text{missing}$.

We also need to show that $(\ell_r; \ell_l).\text{putr}$ and $\ell.\text{putr}$ are well-behaved with respect to R . Suppose $\ell.\text{putr}(x, c) = (y, c')$; then we need to show that

$$(\ell_r; \ell_l).\text{putr}(x, (f_c, g_c)) = (y, (f_{c'}, g_{c'})).$$

First we compute $\ell_r.\text{putr}(x, f_c)$:

$$\begin{aligned}
\ell_r.\text{putr}(x, f_c) &= ((\ell_r^{\text{asym}})^{\text{sym}})^{\text{op}}.\text{putr}(x, f_c) \\
&= (\ell_r^{\text{asym}})^{\text{sym}}.\text{putl}(x, f_c) \\
&= \text{let } t = f_c(x) \text{ in } (t, x' \mapsto \ell_r^{\text{asym}}.\text{put}(x', t)) \\
&= \text{let } (y, c') = \ell.\text{putr}(x, c) \text{ in} \\
&\quad ((x, y, c'), x' \mapsto \ell_r^{\text{asym}}.\text{put}(x', (x, y, c'))) \\
&= ((x, y, c'), x' \mapsto \ell_r^{\text{asym}}.\text{put}(x', (x, y, c'))) \\
&= ((x, y, c'), f_{c'})
\end{aligned}$$

We then compute $\ell_l.\text{putr}((x, y, c'), g_c)$:

$$\begin{aligned}
\ell_l.\text{putr}((x, y, c'), g_c) &= (\ell_l^{\text{asym}})^{\text{sym}}.\text{putr}((x, y, c'), g_c) \\
&= (\ell_l^{\text{asym}}.\text{get}((x, y, c')), \\
&\quad y' \mapsto \ell_l^{\text{asym}}.\text{put}(y', (x, y, c'))) \\
&= (y, y' \mapsto \ell_l^{\text{asym}}.\text{put}(y', (x, y, c'))) \\
&= (y, g_{c'})
\end{aligned}$$

We conclude from this that $(\ell_r; \ell_l).\text{putr}(x, (f_c, g_c)) = (y, (f_{c'}, g_{c'}))$ as desired.

The argument that $(\ell_r; \ell_l).\text{putl}$ and $\ell.\text{putl}$ are well-behaved with respect to R is almost identical. \square

2.9 Conclusion

We have proposed the first notion of symmetric bidirectional transformations that supports composition. Composability opens up the study of symmetric bidirectional transformations from a category-theoretic perspective. The category of symmetric lenses is self-dual and has the category of bijections and that of asymmetric lenses each as full subcategories. We have surveyed the structure of this category and found it to admit tensor product structures that are the Cartesian product and disjoint union on objects. We have also investigated data types both inductively and as “containers” and found the category of symmetric lenses to support powerful mapping and folding constructs. In the next chapter, we will extend this approach to address performance—significantly reducing the amount of information a lens must process—and alignment—giving precise details about the correspondence between old and new copies of a complex repository.

Chapter 3

Edit Lenses

3.1 Overview

Before diving into the technicalities of edit lenses, let's take a brief tour of the main ideas via some examples. Figure 3.1 demonstrates a simple use of edit lenses to synchronize two repositories. In part (a), we see the initial repositories, which are in a synchronized state. On the left, the repository is a list of records describing composers' birth and death years; on the right, a list of records describing the same composers' countries of origin. In part (b), the user interacting with the left-hand repository decides to add a new composer, **Monteverdi**, at the end of the list. This change is described by the edit script `ins(3); mod(3, ("Monteverdi", "1567-1643"))`. The script says to first *insert* a dummy record at index three, then *modify* this record by replacing the left field with "**Monteverdi**" and replacing the right field with "**1567-1643**". (One could of course imagine other edit languages where the insertion would be done in one step. We represent it this way because this is closer to how our generic "container mapping" combinator in §3.4 will do things.) The lens connecting the two repositories now converts this edit script into a corresponding edit script that adds **Monteverdi** to the right-hand repository, shown in part (c): `ins(3); mod(3, ("Monteverdi", 1))`. Note that the translated `mod` command overwrites the name component but leaves the country component with its default value, "**?country?**". This is the best it can do, since the edit was in the left-hand repository, which doesn't mention countries. Later, an eagle-eyed editor notices the missing country information and fills it in, at the same time correcting a spelling error in **Schumann**'s name, as shown in (d). In part (e), we see that the lens discards the country information when translating the edit from right to left, but propagates the spelling correction.

Of course, a particular new repository state can potentially be achieved by many different edits, and these edits may be translated differently. Consider part (f) of Figure 3.1, where the left-hand repository ends up with a row for **Monteverdi** at the beginning of the list, instead of at the end. Two edit scripts that achieve this effect are shown. The upper script deletes the old **Monteverdi** record and inserts a brand new



(a) initial repositories

ins(3);
mod(3, ("Monteverdi", "1567-1643"))



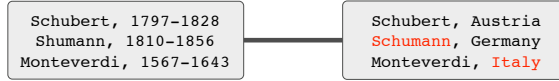
(b) a new composer is added to one repository

ins(3);
mod(3, ("Monteverdi", 1))



(c) the lens adds the new composer to the other repository

mod(3, (1, "Italy"));
mod(2, ("Schumann", 1))



(d) the curator makes some corrections

1;
mod(2, ("Schumann", 1))



(e) the lens transports a small edit

del(3); ins(1);
mod(1, ("Monteverdi", "1567-1643"))



del(3); ins(1);
mod(1, ("Monteverdi", 1))



reorder(3,1,2)

reorder(3,1,2)

(f) two different edits with the same effect on the left

Figure 3.1: A simple (complement-less) edit lens in action.

one (which happens to have the same data) at the top; the lower script rearranges the order of the list. The translation of the upper edit leaves **Monteverdi** with a default country, while the lower edit is translated to a rearrangement, preserving all the information associated with **Monteverdi**.

We do not address the question of where these edits come from or who decides, in cases like part (f), which of several possible edits is intended. As argued in [7], answers to these questions will tend to be intertwined with the specifics of particular editing and/or diffing tools and will tend to be messy, heuristic, and domain-specific—unpromising material for a foundational theory. Rather, our aim is to construct a theory that shows how edits, however generated, can be translated between repositories of different shapes.

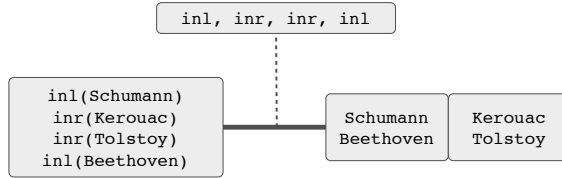
Abstractly, the lens we are discussing maps between structures of the form $(X \times Y)^*$ and ones of the form $(X \times Z)^*$, where X is the set of composer names, Y the set of date strings, and Z the set of countries. We want to build it compositionally—that is, the whole lens should have the form ℓ^* , where $-^*$ is a “list mapping” lens combinator and ℓ is a lens for translating edits to a single record—i.e., ℓ is a lens from $X \times Y$ to $X \times Z$. Moreover, ℓ itself should be built as the product $\ell_1 \times \ell_2$ of a lens $\ell_1 \in X \rightarrow X$ that translates composer edits verbatim, while ℓ_2 is a “disconnect” lens that maps every edit on either side to a trivial identity edit on the other side.

In analogous fashion, the edit languages for the top-level structures will be constructed compositionally. The set of edits for structures of the form $(X \times Y)^*$, written $\partial((X \times Y)^*)$, will be defined together with the list constructor $-^*$. Its elements will have the form $\text{ins}(i)$ where i is a position, $\text{del}(i)$, $\text{reorder}(i_1, \dots, i_n)$ where i_1, \dots, i_n is a permutation on positions (compactly represented, e.g. as a branching program), and $\text{mod}(p, dv)$, where $dv \in \partial(X \times Y)$ is an edit for $X \times Y$ structures. Pair edits $dv \in \partial(X \times Y)$ have the form $\partial X \times \partial Y$, where ∂X is the set of edits to composers and ∂Y is the set of edits to dates. Finally, both ∂X and ∂Y are sets of primitive “overwrite edits” that completely replace one string with another, together with an identity edit $\mathbf{1}$ that does nothing at all; so ∂X can be just $\{()\} + X$ (with $\mathbf{1} = \text{inl}(()))$ and similarly for Y and Z .

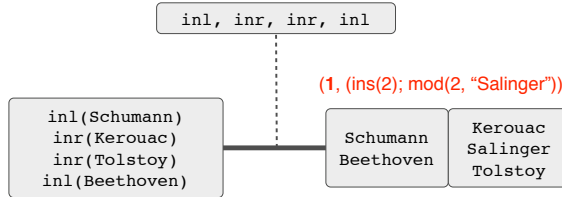
Our lens ℓ^* will consist of two components—one for transporting edits from the left side to the right, written $(\ell^*).\Rightarrow \in \partial(X \times Y)^* \rightarrow \partial(X \times Z)^*$,¹ and another for transporting edits from right to left, written $(\ell^*).\Leftarrow \in \partial(X \times Z)^* \rightarrow \partial(X \times Y)^*$.

We sometimes need lenses to have a little more structure than this simple example suggests. To see why, consider defining a *partitioning* lens p between the sets $\partial((X + Y)^*)$ and $\partial(X^* \times Y^*)$. Figure 3.2 demonstrates the behavior of this lens. In part (a), we show the original repositories: on the left, a single list that intermingles authors and composers (with *inl*/*inr* tags showing which is which), and on the right a pair of homogeneous (untagged) lists, one for authors and one for composers. Now consider

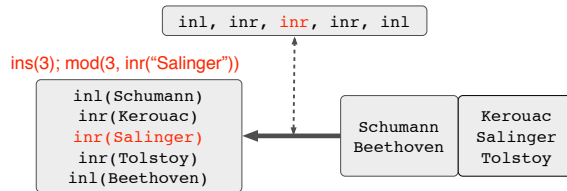
¹The symbol \Rightarrow is pronounced “put an edit through the lens from left to right”, or just “put right”. It is the edit-analog of the *putr* function of the state-based symmetric lenses in Chapter 2 and the *put* function of the state-based asymmetric lenses in [9, 16].



(a) the initial repositories: a tagged list of composers and authors on the left; a pair of lists on the right; a complement storing just the tags



(b) an element is added to one of the partitions



(c) the complement tells how to translate the index

Figure 3.2: A lens with complement.

an edit, as in (b), that inserts a new element somewhere in the author list on the right. It is clear that we should transport this into an insertion on the left repository, but where, exactly, should we insert it? If the \Leftarrow function is given just an insertion edit for the homogeneous author list and nothing else, there is no way it can translate this edit into a sensible position in the combined list on the left, since it doesn't know how the lists of authors and composers are interleaved on the left.

As in Chapter 2, the solution is to store a small list, called a *complement*, off to the side, recording the *tags* (inl or inr) from the original, intermingled list, and pass this list as an extra argument to translation. We then enrich the types of the edit translation functions to accept a complement and return a new complement, so that

$$p.\Rightarrow \in \partial((X + Y)^*) \times C \rightarrow \partial(X^* \times Y^*) \times C$$

and

$$p.\Leftarrow \in \partial(X^* \times Y^*) \times C \rightarrow \partial((X + Y)^*) \times C.$$

Part (c) demonstrates the use (and update) of the complement when translating the insertion.

Note that the complement stores just the inl/inr tags, not the actual names of the authors and composers in the left-hand list. In general, the information stored in C will be much smaller than the information in the repositories; indeed, our earlier example illustrates the common case in which C is the trivial single-element set *Unit*. The translation functions manipulate just the complements and the edits, which we also expect will be small compared to the size of the repositories in most cases.

3.2 Edit Lenses

A key design decision in our formulation of edit lenses is to separate the *description* of edits from the *action* of applying an edit to a state. This separation is captured by the standard mathematical notions of *monoid* and *monoid action*.

3.2.1 Definition: A *monoid* is a triple $\langle M, \cdot_M, \mathbf{1}_M \rangle$ of a set M , an associative binary operation $\cdot_M \in M \times M \rightarrow M$, and a unit element $\mathbf{1}_M \in M$ — that is, with \cdot_M and $\mathbf{1}_M$ such that

$$\begin{aligned} x \cdot_M (y \cdot_M z) &= (x \cdot_M y) \cdot_M z \\ \mathbf{1}_M \cdot_M x &= x = x \cdot_M \mathbf{1}_M. \end{aligned}$$

When no confusion results, we use M to denote both the set and the monoid, drop subscripts from \cdot and $\mathbf{1}$, and write mn for $m \cdot n$.

The unit element represents a “change nothing” edit. Multiplication of edits corresponds to packaging up multiple edits into a single one representing their combined effects (this might be useful, for example, for offline editing).

Modeling edits as monoid elements gives us great flexibility in concrete representations. The simplest edit language is a free monoid whose elements are just words over some set of primitive edits and whose multiplication is concatenation. However, it may be useful to put more structure on edits, either (a) to allow more compact representations or (b) to capture the intuition that edits to different parts of a structure do not interfere with each other and can thus be applied in any order. We will see an example of (b) in §3.5. For a simple example of (a), recall from §3.1 that, for every set X , we can form an *overwrite* monoid where the edits are just the elements of X together with a fresh unit element—i.e., edits can be represented as elements of the disjoint union $Unit + X$. Combining two edits in this monoid simply drops the second (unless the first is the unit):

$$\text{inl}(() \cdot e = e \quad \text{inr}(x) \cdot e = \text{inr}(x)$$

These equations allow this edit language to represent an arbitrarily long sequence of updates using a single element of X (and, *en passant*, to recover state-based lenses as a special case of edit lenses). The monoid framework can also accommodate more abstract notions of edit. For example, the set of all total (respectively, partial) functions from a set X to itself forms a monoid, where the multiplication operation is function composition (and the unit is the identity function). This is essentially the form of edits considered by Stevens [48]. We mostly focus on the simple case where edit languages are free monoids. §3.5 considers how additional laws can be added to the product and sum lens constructions (laws for lists and general containers are left for future work).

3.2.2 Definition: Given monoids M and N , a *monoid homomorphism* is a function $h \in M \rightarrow N$ that satisfies two laws:

$$\begin{aligned} h(\mathbf{1}_M) &= \mathbf{1}_N \\ h(m \cdot_M m') &= h(m) \cdot_N h(m') \end{aligned}$$

Monoid homomorphisms are structure-preserving maps, and we will see many specializations of this definition below. An example of a homomorphism in the case where the two monoids M and N are both free monoids is any operation that acts pointwise on the elements of the lists. Having defined monoids, which model descriptions of edits, we will now model the operation that performs an edit on a particular object.

3.2.3 Definition: Given a monoid M and a set X , a *monoid action* of M on X is a monoid homomorphism from M to the monoid of partial functions $X \rightarrow X$. Unrolling this definition, this means an action is a partial function $\odot \in M \rightarrow (X \rightarrow X)$, or equivalently, $\odot \in M \times X \rightarrow X$, satisfying two laws:

$$\begin{aligned} \mathbf{1} \odot x &= x \\ (m \cdot n) \odot x &= m \odot (n \odot x) \end{aligned}$$

We use $X \rightarrow Y$ for the space of partial functions with domain X and codomain Y . If $f \in X \rightarrow Y$, we will write $f(x) \downarrow$ to mean that f is defined at x . As with monoid multiplication, we often elide the monoid action symbol, writing mx for $m \odot x$. In standard mathematical terminology, a monoid action in our sense might instead be called a “partial monoid action”, but since we always work with partial actions we find it convenient to drop the qualifier.

A bit of discussion of partiality is in order. Multiplication of edits is a total operation: given two descriptions of edits, we can always find a description of the composite actions of doing both in sequence. On the other hand, *applying* an edit to a particular state may sometimes fail. This means we need to work with expressions and equations involving partial operations. As usual, any term that contains an undefined application of an operation to operands is undefined—there is no way of “catching” undefinedness. An equation between possibly undefined terms (e.g., as in the definition above) means that if either side is defined then so is the other, and their values are equal (Kleene equality).

Why deal with failure explicitly, rather than keeping edit application total and simply defining our monoid actions so that applying an edit in a state where it is not appropriate yields the same state again (or perhaps some other state)? One reason is that it seems natural to directly address the fact that some edits are not applicable in some states, and to have a canonical outcome in all such cases. A more technical reason is that, when we work with monoids with nontrivial equations, making inapplicable edits behave like the identity is actually wrong.²

However, although the framework allows for the possibility of edits failing, we still want to know that the edits produced by our lenses will never actually fail when applied to repository states arising in practice. This requirement, corresponding to the *totality* property of previous presentations of lenses [16], is formalized in Theorem 3.2.9. In general, we adopt the design principle that partiality should be kept to a minimum; this simplifies the definitions.

It is convenient to bundle a particular choice of monoid and monoid action, plus an initial element, into a single structure:

3.2.4 Definition: A *module* is a tuple $\langle X, \text{init}_X, \partial X, \odot_X \rangle$ comprising a set X , an element $\text{init}_X \in X$, a monoid ∂X , and a monoid action \odot_X of ∂X on X .

²Here is a slightly contrived example. Suppose that the set of states is natural numbers and that edits have the form $(x \mapsto y)$, where the intended interpretation is that, if the current state is x , then the edit yields state y . It is reasonable to impose the equation $(y \mapsto z) \cdot (x \mapsto y) = (x \mapsto z)$, allowing us to represent sequences of edits in a compact form. But now consider what happens when we apply the edit $(5 \mapsto 7) \cdot (3 \mapsto 5)$ to the state 5. The second monoid action law demands that $((5 \mapsto 7) \cdot (3 \mapsto 5)) \odot 5 = (5 \mapsto 7) \odot ((3 \mapsto 5) \odot 5)$, which, by the equation we imposed, is the same as $(3 \mapsto 7) \odot 5 = (5 \mapsto 7) \odot ((3 \mapsto 5) \odot 5)$. But the left-hand side is equal to 5 (since the edit $(3 \mapsto 7)$ does not apply to the state 5), while the right-hand side is equal to 7 (since the first edit, $(3 \mapsto 5)$, is inapplicable to the state 5, so it behaves like the identity and returns 5 from which $(5 \mapsto 7)$ takes us to 7), so the action law is violated.

If X is a module, we refer to its first component by either $|X|$ or just X , and to its last component by \odot or simple juxtaposition.

We will use modules to represent the structures connected by lenses. Before coming to the definition of lenses, however, we need one last ingredient: the notion of a *stateful homomorphism* between monoids. As we saw in §3.1, there are situations where the information in an edit may be insufficient to determine how it should be translated—we may need to know something more about how the two structures correspond. The exact nature of the extra information needed varies according to the lens. To give lenses a place to store such auxiliary information, we follow Chapter 2 and allow the edit-transforming components of a lens (the \Rightarrow and \Leftarrow functions) to take a *complement* as an extra input and return an updated complement as an extra output.

3.2.5 Definition: Given a monoid M and a *complement set* C , one can define the *stateful monoid* $\text{State}_C(M)$ whose elements are functions $C \rightarrow M \times C$. The unit and multiplication are given by

$$\begin{aligned} \mathbf{1}(c) &= (\mathbf{1}, c) \\ (m \cdot n)(c) &= \text{let } (m', c') = m(c) \\ &\quad (n', c'') = n(c') \\ &\quad \text{in } (m' \cdot n', c'') \end{aligned}$$

Functional programmers will recognize this monoid’s multiplication as a lifting of the underlying monoid’s multiplication into the state monad (and likewise the unit is a lifting of the underlying unit).

3.2.6 Definition: Given monoids M and N and a complement set C , a *stateful monoid homomorphism* from M to N over C is a monoid homomorphism $h \in M \rightarrow \text{State}_C(N)$. In the following, we will typically treat h as if it were a two-argument function; so, unrolling the definition of homomorphism, h satisfies two laws:

$$\begin{aligned} h(\mathbf{1}_M, c) &= (\mathbf{1}_N, c) \\ \frac{h(m, c) = (n, c') \quad h(m', c') = (n', c'')}{h(m' \cdot m, c) = (n' \cdot n, c'')} \end{aligned}$$

The intended usage of an edit lens is as follows. There are two users, one holding an element of X the other one an element of Y . Initially, they hold init_X and init_Y , respectively, and the lens is initialized with complement $\ell.\text{missing}$. The users then perform actions and propagate them across the lens. An action consists of producing an edit dx (or dy), applying it to one’s current repository x (resp. y), putting the edit through the lens to obtain an edit dy (resp. dx), and asking the user on the other side to apply dy (dx) to their repository. In the process, the internal state c of the lens is updated to reflect the new correspondence between the two repositories.

We further assume there is some *consistency* relation K between X , Y , and C , which describes the “synchronized states” of the repositories and complement. This gives us a natural way to state the totality requirement discussed above: if we start in a consistent state, make a successful edit (one that does not fail at the initiating side), and put it through the lens, the resulting edit is guaranteed (a) to be applicable on the receiving side and (b) to lead again to a consistent state. We make no guarantees about edits that fail at the initiating side: these should not be put through the lens.

3.2.7 Definition: A *symmetric edit lens* between modules X and Y consists of a complement set C , a distinguished element $missing \in C$, two stateful monoid homomorphisms

$$\begin{aligned} \Rightarrow & \in \partial X \times C \rightarrow \partial Y \times C \\ \Leftarrow & \in \partial Y \times C \rightarrow \partial X \times C \end{aligned}$$

and a ternary *consistency relation* $K \subseteq |X| \times C \times |Y|$ such that

- $(init_X, missing, init_Y) \in K$;
- if $(x, c, y) \in K$ and $dx \ x$ is defined and $\Rightarrow(dx, c) = (dy, c')$, then $dy \ y$ is also defined and $(dx \ x, c', dy \ y) \in K$;
- if $(x, c, y) \in K$ and $dy \ y$ is defined and $\Leftarrow(dy, c) = (dx, c')$, then $dx \ x$ is also defined and $(dx \ x, c', dy \ y) \in K$.³

Since symmetric edit lenses are the main topic of this chapter, we will generally write “edit lens” or just “lens” for these, deploying additional adjectives to talk about other variants such as the state-based symmetric lenses of Chapter 2. Similarly, we will co-opt the notation of the previous chapter, reusing many component names, \leftrightarrow for the type of edit lenses, \equiv for lens equivalence, and so on. When it is important to differentiate, we will use a subscript s for state-based concepts, as in \leftrightarrow_s or \equiv_s .

The intuition about K ’s role in guaranteeing totality can be formalized as follows.

3.2.8 Definition: Let $\ell \in X \leftrightarrow Y$ be a lens. A *dialogue* is a sequence of edits—a word in $(\partial X + \partial Y)^*$. The partial function

$$\ell.run \in (\partial X + \partial Y)^* \rightarrow X \times \ell.C \times Y$$

is defined by:

$$\overline{\ell.run(\langle \rangle)} = (init_X, \ell.missing, init_Y)$$

³One might consider a more general format with “creation” operations $creator \in X \rightarrow Y \times C$ and symmetrically $createl$. This format actually arises as a special case of the one above by choosing the edit monoids to include operations of the form $set(x)$ for $x \in X$, with action $set(x) \odot x' = x$. One can then define $creator(x, c) = \Rightarrow(set(x), c)$.

$$\frac{\ell.run(w) = (x_0, c, y_0) \quad \ell.\Rightarrow(dx_1, c) = (dy_1, c_1)}{\ell.run(\text{inl}(dx_1):w) = (dx_1 \ x_0, c_1, dy_1 \ y_0)}$$

$$\frac{\ell.run(w) = (x_0, c, y_0) \quad \ell.\Leftarrow(dy_1, c) = (dx_1, c_1)}{\ell.run(\text{inr}(dy_1):w) = (dx_1 \ x_0, c_1, dy_1 \ y_0)}$$

3.2.9 Theorem: Let w be a dialogue and suppose that $\ell.run(w) = (x, c, y)$ —in particular, all the edits in w succeed. Let $dx \in \partial X$ be an edit with $dx \ x$ defined. If $(dy, c') = \ell.\Rightarrow(dx, c)$ then $dy \ y$ is also defined. An analogous statement holds for \Leftarrow .

Proof: By induction on w we can easily show that $(x, c, y) \in \ell.K$. The claim then follows from the axioms for lenses. \square

Beyond its role in guaranteeing totality, the consistency relation in a lens plays two important roles. First, it is a sanity check on the behavior of \Rightarrow and \Leftarrow . Second, if we project away the middle component, we can present it to programmers as documentation of the synchronized states of the two repositories—i.e., as a partial *specification* of \Rightarrow and \Leftarrow .

One technical issue arising from the definition of edit lenses is that the hidden complements cause many important laws—like associativity of composition—to hold only up to *behavioral equivalence*. This phenomenon was also observed in §2.2 for the case of symmetric state-based lenses, and the appropriate behavioral equivalence for edit lenses is a natural refinement of the one used there (taking the consistency relations into account).

3.2.10 Definition [Lens equivalence]: Two lenses $k, \ell : X \leftrightarrow Y$ are *equivalent* (written $k \equiv \ell$) if, for all dialogues w ,

- $k.run(w)$ is defined iff $\ell.run(w)$ is defined;
- if $k.run(w) = (x, c, y)$ and $\ell.run(w) = (x', d, y')$, then $x = x'$ and $y = y'$; and
- if $k.run(w) = (x, c, y)$ and $\ell.run(w) = (x', d, y')$ and $dx \ x$ is defined and $\ell.\Rightarrow(dx, c) = (dy, _)$ and $k.\Rightarrow(dx, d) = (dy', _)$ then $dy = dy'$, and the analogous property for \Leftarrow .

(Note that the second clause is actually implied by the third.)

Since the complements of the two lenses in question may not even have the same type, it does not make sense to require that they be equal. Instead, the equivalence hides the complements, relying on the observable effects of the lens actions. However, by finding a relationship between the complements, we can prove lens equivalence with a bisimulation-style proof principle:

3.2.11 Theorem: Lenses $k, \ell : X \leftrightarrow Y$ are equivalent iff there exists a relation $S \subseteq X \times k.C \times \ell.C \times Y$ such that

- $(init_X, k.missing, \ell.missing, init_Y) \in S$;
- if $(x, c, d, y) \in S$ and dx x is defined, then if $(dy_1, c') = k.\Rightarrow(dx, c)$ and $(dy_2, d') = \ell.\Rightarrow(dx, d)$, then $dy_1 = dy_2$ and $(dx\ x, c', d', dy_1\ y) \in S$; and
- analogously for \Leftarrow .

Proof: For the “if” direction we prove by induction on dialogues that if $k.run(w)$ is defined then so is $\ell.run(w)$ and vice versa and if $k.run(w) = (x, c, y)$ and $\ell.run(w) = (x', d, y')$ then $x = x'$ and $y = y'$ and $(x, c, d, y) \in S$. For the converse we define $(x, c, d, y) \in S$ iff there exists a dialogue w such that $k.run(w) = (x, c, y)$ and $\ell.run(w) = (x, d, y)$ \square

3.2.12 Theorem: Lens equivalence is an equivalence relation.

Proof: Reflexivity: the set $\{(x, c, c, y) \mid (x, c, y) \in \ell.K\}$ witnesses the equivalence $\ell \equiv \ell$ for any ℓ .

Symmetry: if the set S witnesses the equivalence $k \equiv \ell$, then the set $\{(x, d, c, y) \mid (x, c, d, y) \in S\}$ witnesses the equivalence $\ell \equiv k$.

Transitivity: if S witnesses $j \equiv k$ and T witnesses $k \equiv \ell$, then

$$\{(x, c, e, y) \mid \exists d. (x, c, d, y) \in S \wedge (x, d, e, y) \in T\}$$

witnesses $j \equiv \ell$. The verification is straightforward. \square

3.3 Edit Lens Combinators

We have proposed a semantic space of edit lenses and justified its design. But the proof of the pudding is in the syntax—in whether we can actually build primitive lenses and lens combinators that live in this semantic space and that do useful things.

Generic Constructions As a first baby step, here is an identity lens that connects identical structures and maps edits by passing them through unchanged.

3.3.1 Definition [Identity]:

$id_X \in X \leftrightarrow X$	
C	$= Unit$
K	$= \{(x, (), x) \mid x \in X\}$
$\Rightarrow(dx, ())$	$= (dx, ())$
$\Leftarrow(dx, ())$	$= (dx, ())$

Here and below, we elide the definition of the *missing* component when $C = \text{Unit} = \{()\}$, since it can only be one thing.

3.3.2 Lemma: $id.\Rightarrow$ and $id.\Leftarrow$ are stateful homomorphisms, and the relation $id.K$ is preserved.

Proof: Showing that \Rightarrow is a homomorphism involves showing that $id.\Rightarrow(\mathbf{1}, ()) = (\mathbf{1}, ())$, which is direct, and that if $id.\Rightarrow(dx, c) = (dy, c')$ and $id.\Rightarrow(dx', c') = (dy', c'')$, then $id.\Rightarrow(dx'dx, c) = (dy'dy, c'')$. Since $c = c' = c'' = ()$, it follows directly that $dy = dx$ and $dy' = dx'$, so the final claim is true. A similar argument shows that \Leftarrow is a homomorphism.

To show that K is preserved, choose a consistent triple $(x, (), x)$ and observe that $\Rightarrow(dx, ()) = (dx, ())$ results in another consistent triple $(dx\ x, (), dx\ x)$. A similar argument for \Leftarrow applies. \square

Now for a more interesting case: Given lenses k and ℓ connecting X to Y and Y to Z , we can build a composite lens $k;\ell$ that connects X directly to Z . Note how the complement of the composite lens includes a complement from each of the components, and how these complements are threaded through the \Rightarrow and \Leftarrow operations.

3.3.3 Definition [Composition]:

$\frac{k \in X \leftrightarrow Y \quad \ell \in Y \leftrightarrow Z}{k;\ell \in X \leftrightarrow Z}$	
C	$= k.C \times \ell.C$
<i>missing</i>	$= (k.\text{missing}, \ell.\text{missing})$
K	$= \{(x, (c_k, c_\ell), z) \mid$ $\quad \exists y. (x, c_k, y) \in k.K$ $\quad \wedge (y, c_\ell, z) \in \ell.K \}$
$\Rightarrow(dx, (c_k, c_\ell))$	$= \text{let } (dy, c'_k) = k.\Rightarrow(dx, c_k) \text{ in}$ $\quad \text{let } (dz, c'_\ell) = \ell.\Rightarrow(dy, c_\ell) \text{ in}$ $\quad (dz, (c'_k, c'_\ell))$
$\Leftarrow(dz, (c_k, c_\ell))$	$= \text{let } (dy, c'_\ell) = \ell.\Leftarrow(dz, c_\ell) \text{ in}$ $\quad \text{let } (dx, c'_k) = k.\Leftarrow(dy, c_k) \text{ in}$ $\quad (dx, (c'_k, c'_\ell))$

3.3.4 Lemma: Given that k and ℓ are lenses, this construction defines a lens:

- \Rightarrow and \Leftarrow are stateful monoid homomorphisms,
- relation K is preserved, and
- it respects lens equivalence: if $k \equiv k'$ and $\ell \equiv \ell'$, then $k;\ell \equiv k';\ell'$.

Proof:

\Rightarrow is a stateful monoid homomorphism. Since $k.\Rightarrow$ and $\ell.\Rightarrow$ are homomorphisms, we know that

$$\begin{aligned} k.\Rightarrow(\mathbf{1}, c_k) &= (\mathbf{1}, c_k) \\ \ell.\Rightarrow(\mathbf{1}, c_\ell) &= (\mathbf{1}, c_\ell) \end{aligned}$$

and hence that

$$\Rightarrow(\mathbf{1}, (c_k, c_\ell)) = (\mathbf{1}, (c_k, c_\ell)).$$

Choosing arbitrary dx, dx', c_k, c_ℓ , we can define

$$\begin{aligned} (dy, c'_k) &= k.\Rightarrow(dx, c_k) \\ (dy', c''_k) &= k.\Rightarrow(dx', c'_k) \\ (dz, c'_\ell) &= \ell.\Rightarrow(dy, c_\ell) \\ (dz', c''_\ell) &= \ell.\Rightarrow(dy', c'_\ell) \end{aligned}$$

and observe that since $k.\Rightarrow$ and $\ell.\Rightarrow$ are homomorphisms, we then know:

$$\begin{aligned} k.\Rightarrow(dx'dx, c_k) &= (dy'dy, c''_k) \\ \ell.\Rightarrow(dy'dy, c_\ell) &= (dz'dz, c''_\ell) \end{aligned}$$

We can now calculate

$$\begin{aligned} (k; \ell).\Rightarrow(dx, (c_k, c_\ell)) &= (dz, (c'_k, c'_\ell)) \\ (k; \ell).\Rightarrow(dx', (c'_k, c'_\ell)) &= (dz', (c''_k, c''_\ell)) \\ (k; \ell).\Rightarrow(dx'dx, (c_k, c_\ell)) &= (dz'dz, (c''_k, c''_\ell)) \end{aligned}$$

as necessary.

\Leftarrow is a stateful monoid homomorphism. The argument is very similar to the above.

The relation K is respected. The triple $(init_X, (k.missing, \ell.missing), init_Z)$ is in K because we can choose $y = init_Y$ and observe that $(init_X, k.missing, init_Y) \in k.K$ and $(init_Y, \ell.missing, init_Z) \in \ell.K$.

Next, consider consistent triple $(x, (c_k, c_\ell), z)$ and some particular y for which $(x, c_k, y) \in k.K$ and $(y, c_\ell, z) \in \ell.K$. (Such a y is guaranteed to exist by the definition of K .) Take dx for which $dx\ x$ is defined and define:

$$\begin{aligned} (dy, c'_k) &= k.\Rightarrow(dx, c_k) \\ (dz, c'_\ell) &= \ell.\Rightarrow(dy, c_\ell) \end{aligned}$$

By consistency of k , we know $dy\ y$ is defined, and hence by consistency of ℓ we also know $dz\ z$ is defined. Furthermore, $(dx\ x, c_k, dy\ y) \in k.K$ and $(dy\ y, c_\ell, dz\ z) \in \ell.K$, and hence $dy\ y$ is a witness to the fact that $(dx\ x, (c_k, c_\ell), dz\ z) \in (k; \ell).K$, as needed.

A similar argument shows that \Leftarrow respects the consistency relation.

The combinator respects lens equivalence. Suppose for simplicity that k and k' are identical (the general case then follows by symmetry and transitivity of \equiv). Using Theorem 3.6.2 assume furthermore that $\ell \equiv \ell' : X \leftrightarrow Y$ by virtue of relation $S \subseteq X \times C \times C' \times Y$ assuming that C and C' are the complements of ℓ, ℓ' . We note D the complement of $k \in Y \leftrightarrow Z$.

Define simulation relation $T \subseteq X \times (C \times D) \times (C' \times D) \times Z$ by

$$T = \{(x, (c, d), (c', d), z) \mid \exists y. (x, c, c', y) \in S \wedge (y, d, z) \in k.K\}$$

Suppose that $(x, c, c', y) \in S$ and $(y, d, z) \in k.K$ thus $(x, (c, d), (c', d), z) \in T$ and $dx \in \partial X$ such that $dx \ x$ is defined. Let $(dy, c_1) = \ell.\Rightarrow(dx, c)$ and $(dy', c'_1) = \ell'.\Rightarrow(dx, c')$ and further $(dz, d_1) = k.\Rightarrow(dy, d)$ and $(dz', d'_1) = k.\Rightarrow(dy', d)$.

We should prove $dz = dz'$ and $d_1 = d'_1$ and $(dx \ x, (c_1, d_1), (c'_1, d_1), dz \ z) \in T$. From $(x, c, c', y) \in S$ we get $dy = dy'$ and $(dx \ x, c_1, c'_1, dy \ y) \in S$ and $dz = dz'$ and $d_1 = d'_1$. From $(y, d, z) \in k.K$ we then get $(dy \ y, d_1, dz \ z) \in k.K$ and thus all that is required. \square

The following theorem establishes the properties necessary to show that there is a category with modules as objects and equivalence classes of lenses as arrows. In what follows, we will sometimes note how the properties of our lens constructions can be restated in terms of standard categorical jargon, but these observations are intended just as sanity checks; nothing depends on them, and they can safely be ignored.

3.3.5 Theorem:

- $id_X; \ell \equiv \ell; id_Y \equiv \ell$
- $(k; \ell); m \equiv k; (\ell; m)$

Proof: The two relations given below witness $id_X; \ell \equiv \ell$ and $\ell; id_Y \equiv \ell$ respectively.

$$\{(x, (c, ()), c, y) \mid (x, c, y) \in \ell.K\}$$

$$\{(x, c, (c, ()), y) \mid (x, c, y) \in \ell.K\}$$

The relation that re-associates the complements is a witness that $(k; \ell); m \equiv k; (\ell; m)$:

$$R = \{(w, ((c_k, c_\ell), c_m), (c_k, (c_\ell, c_m)), z) \mid c_k \in k.C, c_\ell \in \ell.C, c_m \in m.C\}$$

Suppose we have an element of this relation and an edit dw for which $dw \ w$ is defined;

then define:

$$\begin{aligned}(dx, c'_k) &= k.\Rightarrow(dw, c_k) \\ (dy, c'_\ell) &= \ell.\Rightarrow(dx, c_\ell) \\ (dz, c'_m) &= m.\Rightarrow(dy, c_m)\end{aligned}$$

We can compute that:

$$\begin{aligned}((k; \ell); m).\Rightarrow(dw, ((c_k, c_\ell), c_m)) &= (dz, ((c'_k, c'_\ell), c'_m)) \\ (k; (\ell; m)).\Rightarrow(dw, (c_k, (c_\ell, c_m))) &= (dz, (c'_k, (c'_\ell, c'_m)))\end{aligned}$$

Thus, the two lenses output the same edit dz and transition to related complements, as required. \square

Another simple lens combinator is dualization: for each lens $\ell \in X \leftrightarrow Y$, we can construct its dual, $\ell^{op} \in Y \leftrightarrow X$, by swapping \Rightarrow and \Leftarrow .

3.3.6 Definition [Dual]:

$\frac{\ell \in X \leftrightarrow Y}{\ell^{op} \in Y \leftrightarrow X}$
$\begin{aligned}C &= \ell.C \\ missing &= \ell.missing \\ K &= \{(y, c, x) \mid (x, c, y) \in \ell.K\} \\ \Rightarrow(dy, c) &= \ell.\Leftarrow(dy, c) \\ \Leftarrow(dx, c) &= \ell.\Rightarrow(dx, c)\end{aligned}$

3.3.7 Lemma: Given that ℓ is a lens, ℓ^{op} is a lens: \Rightarrow and \Leftarrow are stateful monoid homomorphisms, the consistency relation is preserved, and if $k \equiv \ell$ then $k^{op} \equiv \ell^{op}$.

Proof: \Rightarrow and \Leftarrow are homomorphisms because $\ell.\Leftarrow$ and $\ell.\Rightarrow$ are, respectively. The preservation of K is a direct consequence of ℓ preserving $\ell.K$. If S is a bisimulation relation witnessing $k \equiv \ell$, then $S^{op} = \{(y, c, d, x) \mid (x, c, d, y) \in S\}$ is a bisimulation relation witnessing $k^{op} \equiv \ell^{op}$. \square

The name op is justified by the following theorem, which establishes that $(-)^{op}$ is an involutive contravariant functor and hence that the category of lenses is self-dual.

3.3.8 Theorem:

- $(\ell^{op})^{op} \equiv \ell$
- $id_X \equiv id_X^{op}$

- $k^{op}; \ell^{op} \equiv (\ell; k)^{op}$

Proof: In fact, $(\ell^{op})^{op} = \ell$ and $id_X = id_X^{op}$.

To show that $k^{op}; \ell^{op} \equiv (\ell; k)^{op}$, consider the relation:

$$S = \{(z, (c_k, c_\ell), (c_\ell, c_k), x) \mid (z, (c_k, c_\ell), x) \in (k^{op}; \ell^{op}).K\}$$

It is clear that the initial complements and initial x, y values are in this relation by simply unraveling the definitions of composition and dual. So suppose we have consistent z, c_k, c_ℓ, x and choose an edit dz for which dz z is defined. We can see that $(z, (c_\ell, c_k), x) \in (\ell; k)^{op}.K$, again by simply unrolling definitions to compare the consistency relations for the compositions. Define

$$\begin{aligned} (dy, c'_\ell) &= \ell. \Leftarrow (dz, c_\ell) \\ (dx, c'_k) &= k. \Leftarrow (dy, c_k) \end{aligned}$$

Then we can calculate that:

$$\begin{aligned} (dx, (c'_k, c'_\ell)) &= (k^{op}; \ell^{op}). \Rightarrow (dz, (c_k, c_\ell)) \\ (dx, (c'_\ell, c'_k)) &= (\ell; k)^{op}. \Rightarrow (dz, (c_\ell, c_k)) \end{aligned}$$

The output edits are equal, as required. Since both compositions preserve their respective consistency relations, we also know that dx x is defined and

$$(dz \ z, (c'_k, c'_\ell), dx \ x) \in (k^{op}; \ell^{op}).K.$$

So we have reached another consistent quadruple. □

3.3.9 Definition [Disconnect]:

$$disconnect_{XY} \in X \leftrightarrow Y$$

$$\begin{aligned} C &= Unit \\ K &= X \times Unit \times Y \\ \Rightarrow(dx, ()) &= (\mathbf{1}, ()) \\ \Leftarrow(dy, ()) &= (\mathbf{1}, ()) \end{aligned}$$

3.3.10 Lemma: This lens is well-defined: \Rightarrow and \Leftarrow are homomorphisms, and K is preserved.

Proof: First we show that \Rightarrow is a stateful monoid homomorphism. There are two things to show; first, that:

$$\Rightarrow(\mathbf{1}, c) = (\mathbf{1}, c)$$

Since $c = ()$, this follows immediately. Secondly, that if

$$\Rightarrow(dx, c) = (dy, c') \quad \wedge \quad \Rightarrow(dx', c') = (dy', c'')$$

then

$$\Rightarrow(dx'dx, c) = (dy'dy, c'').$$

Since $c = c' = c'' = ()$ and $dy = dy' = dy'dy = \mathbf{1}$, this is trivially true. The argument showing that \Leftarrow is a homomorphism is similar.

Since K is the complete relation, there are no proof obligations to show that it is preserved except that $\mathbf{1} x$ is defined for all x —which follows from the definition of a module. \square

For the next definition, observe that the set $Unit$ gives rise to a trivial monoid structure and, for any given set X and element $x \in X$, a trivial module with initial element x , which we write $Unit_{x \in X}$. When context clearly calls for a module, we will abbreviate $Unit_{() \in Unit}$ to simply $Unit$.

Now, for each module X , there is a *terminal lens* that connects X to the trivial $Unit$ module by throwing away all edits.

3.3.11 Definition [Terminal]:

$term_X \in X \leftrightarrow Unit$	
C	$= Unit$
K	$= X \times Unit \times Unit$
$\Rightarrow(dx, ())$	$= (\mathbf{1}, ())$
$\Leftarrow(\mathbf{1}, ())$	$= (\mathbf{1}, ())$

3.3.12 Lemma: This is a good lens: \Rightarrow and \Leftarrow are homomorphisms, and K is preserved.

Proof: Immediate, by observing $term_X = disconnect_{X Unit}$. \square

3.3.13 Lemma: The *disconnect* and *term* lenses are closely related by the two equations $term_X \equiv disconnect_{X Unit}$ and $disconnect_{XY} \equiv term_X; term_Y^{op}$.

Proof: The former equivalence is actually an equality: $term_X = disconnect_{X Unit}$ can be verified by inspecting the two definitions. The complete relation $\{(((), ()))\}$ is a witness to the equivalence $disconnect_{XY} \equiv term_X; term_Y^{op}$. \square

The *disconnect* lens that we saw in §3.1 can be built from *term*. The *term* lens is also unique (up to equivalence): the implementation of \Rightarrow is forced by the size of its range monoid $Unit$, and the implementation of \Leftarrow is forced by the homomorphism laws.

There is a trivial lens between any two isomorphic modules.

3.3.14 Definition: A *module homomorphism* (f, h) between modules X and Y is a function $f \in X \rightarrow Y$ and a monoid homomorphism $h \in \partial X \rightarrow \partial Y$ such that:

$$f(\text{init}_X) = \text{init}_Y \quad f(\text{dx } x) = h(\text{dx}) f(x)$$

There is an identity $(\lambda x. x, \lambda \text{dx}. \text{dx})$ for every module, and the point-wise composition of module homomorphisms is also a homomorphism, so modules form a category. If module homomorphisms $(e, g) \in X \rightarrow Y$ and $(f, h) \in Y \rightarrow X$ satisfy $(e, g); (f, h) = \text{id}_X$ and $(f, h); (e, g) = \text{id}_Y$, then (e, g) is an *isomorphism* and (f, h) is *inverse* to (e, g) .

3.3.15 Definition [Isomorphism]:

$\frac{(f, h) \in X \rightarrow Y \quad (f, h) \text{ is inverse to } (f^{-1}, h^{-1})}{\text{bij}_{(f, h)} \in X \leftrightarrow Y}$
$\begin{aligned} C &= \text{Unit} \\ K &= \{(x, (), f(x)) \mid x \in X\} \\ \Rightarrow(\text{dx}, ()) &= (h(\text{dx}), ()) \\ \Leftarrow(\text{dy}, ()) &= (h^{-1}(\text{dy}), ()) \end{aligned}$

The fact that this always defines a lens, plus a couple of other easy facts, amounts to saying that there is a functor from the category of module isomorphisms to the category of edit lenses.

3.3.16 Lemma: This is a good lens: \Rightarrow and \Leftarrow are stateful monoid homomorphisms, and K is preserved.

Proof: \Rightarrow and \Leftarrow are stateful monoid homomorphisms because h and h^{-1} are homomorphisms (and the state is trivial).

The definition of module homomorphisms give exactly the facts needed to show that K is preserved. In particular, we must show that $(\text{init}_X, (), \text{init}_Y) \in K$, but the definition of a module homomorphism tells us that $\text{init}_Y = f(\text{init}_X)$ as necessary. Moreover, whenever $\text{dx } x$ is defined, the equation $f(\text{dx } x) = h(\text{dx})f(x)$ from the definition of module homomorphism tells us what we need to know about \Rightarrow . Similarly, the equation $f^{-1}(\text{dy } y) = h^{-1}(\text{dy})f^{-1}(y)$ tells us what we need to know about \Leftarrow whenever $\text{dy } y$ is defined. \square

3.3.17 Theorem:

- $\text{bij}_{(\text{id}, \text{id})} \equiv \text{id}$
- Given isomorphisms $(e, g) \in X \rightarrow Y$ and $(f, h) \in Y \rightarrow Z$,

$$\text{bij}_{(e, g)}; \text{bij}_{(f, h)} \equiv \text{bij}_{(e, g); (f, h)}.$$

- If (f, h) is inverse to (f^{-1}, h^{-1}) , then

$$bij_{(f,h)}^{op} \equiv bij_{(f^{-1},h^{-1})}.$$

- If (f, h) is inverse to (f^{-1}, h^{-1}) , then

$$bij_{(f,h)}; bij_{(f^{-1},h^{-1})} \equiv id.$$

Proof:

- We know $bij_{(id,id)} \equiv id$ because $bij_{(id,id)} = id$.
- It is easy to verify that the following relation satisfies the conditions of Theorem 3.2.11:

$$\{(x, (((), ()), ()), f(e(x))) \mid x \in X\}$$

- In fact, the equivalence is an equality, because $(h^{-1})^{-1} = h$.
- By the first and second equivalences in the theorem,

$$bij_{(f,h)}; bij_{(f^{-1},h^{-1})} \equiv bij_{(f,h);(f^{-1},h^{-1})} = bij_{(id,id)} \equiv id. \quad \square$$

Generators for free monoids For writing practical lenses, we want not only generic combinators like the ones presented above, but also more specific lenses for structured data such as products, sums, and lists. We show in the rest of this section how to define simple versions of these constructors whose associated edit monoids are freely generated. §3.4 shows how to generalize the list mapping lens to other forms of containers, and §3.5 discusses edit languages with nontrivial laws.

Given a set G of generators, one commonly-used monoid is the *free monoid*: the set of lists G^* together with sequence concatenation as the binary operation and $\langle \rangle$ as the identity. Defining homomorphisms from this monoid to another is often most conveniently done by specifying the homomorphism's behavior on each generator. Given a function $f_g \in G \rightarrow M$ on generators⁴, the monoid homomorphism $f \in G^* \rightarrow M$ is defined by $f(\langle \rangle) = \mathbf{1}$ and $f(g:gs) = f_g(g)f(gs)$. Since this is generic over the codomain monoid, we can specialize this to give specifications of monoid actions and stateful monoid homomorphisms. As before, we will often treat the specification function as if it were a function of two arguments rather than a function whose codomain space contains functions.

⁴We use a different typeface in the subscript of f_g so that it is clear that it is not intended to be an index; thus the notation f_g is for the g th element of a family of functions, while $f_{\mathbf{g}}$ is for a particular function which we are thinking of as specifying a homomorphism.

Tensor Product Given modules X and Y , a primitive edit to a pair in $|X| \times |Y|$ is either an edit to the X part or an edit to the Y part.

$$G_{X,Y}^{\otimes} = \{\text{left}(dx) \mid dx \in \partial X\} \cup \{\text{right}(dy) \mid dy \in \partial Y\}$$

We can turn these generators into a module by specifying a monoid action for the free monoid $(G_{X,Y}^{\otimes})^*$:

$$\begin{aligned} \text{left}(dx) \odot_g (x, y) &= (dx \ x, y) \\ \text{right}(dy) \odot_g (x, y) &= (x, dy \ y) \end{aligned}$$

The full module is then given by

$$X \otimes Y = \langle |X| \times |Y|, (init_X, init_Y), (G_{X,Y}^{\otimes})^*, \odot \rangle.$$

Now we can build a lens that “runs two sub-lenses in parallel” on the components of a product module. The \Rightarrow and \Leftarrow functions are defined via stateful monoid homomorphism specifications.

3.3.18 Definition [Tensor Product]:

$\frac{k \in X \leftrightarrow Z \quad \ell \in Y \leftrightarrow W}{k \otimes \ell \in X \otimes Y \leftrightarrow Z \otimes W}$	
C	$= k.C \times \ell.C$
$missing$	$= (k.missing, \ell.missing)$
K	$= \{ ((x, z), (c_k, c_\ell), (y, w)) \mid$ $(x, c_k, y) \in k.K$ $\wedge (z, c_\ell, w) \in \ell.K \}$
$\Rightarrow_g(\text{left}(dx), (c_k, c_\ell))$	$= \text{let } (dz, c'_k) = k.\Rightarrow(dx, c_k) \text{ in}$ $(\text{left}(dz), (c'_k, c_\ell))$
$\Rightarrow_g(\text{right}(dy), (c_k, c_\ell))$	$= \text{let } (dw, c'_\ell) = \ell.\Rightarrow(dy, c_\ell) \text{ in}$ $(\text{right}(dw), (c_k, c'_\ell))$
\Leftarrow_g	similarly

3.3.19 Theorem:

- $k \otimes \ell$ is indeed a lens.
- If $k \equiv k'$ and $\ell \equiv \ell'$, then $k \otimes \ell \equiv k' \otimes \ell'$.
- $id \otimes id \equiv id$.
- $(k \otimes \ell); (k' \otimes \ell') \equiv (k; k') \otimes (\ell; \ell')$.
- $((k \otimes \ell) \otimes m); bij_{assoc} \equiv k \otimes (\ell \otimes m)$, where $assoc$ is the isomorphism between $(X \otimes Y) \otimes Z$ and $X \otimes (Y \otimes Z)$ for all X, Y, Z .
- $(k \otimes \ell); bij_{swap} \equiv \ell \otimes k$, where $swap$ is the isomorphism between $X \times Y$ and $Y \times X$.

Proof: For the first statement (being a good lens), first note that preservation of monoid multiplication is immediate since $\partial(X \otimes Y)$ is free. It remains to show that the consistency relation of $k \otimes \ell$ is preserved and guarantees definedness. This is direct from the definition and the assumption that k and ℓ are lenses.

The remaining statements are direct consequences of the definitions, together with Theorem 3.2.11; for example, the third equivalence can be witnessed by the simulation relation

$$\begin{aligned} & \{((x, y), ((c, d), (c', d')), ((c, c'), (d, d')), (x'', y'')) \mid \\ & \quad \exists(x', y'). (x, c, x') \in k.K \wedge (x', c', x'') \in k'.K \\ & \quad \wedge (y, d, y') \in \ell.K \wedge (y', d', y'') \in \ell'.K\}. \end{aligned} \quad \square$$

This theorem asserts that \otimes is a symmetric, associative bifunctor. Thus, the category of edit lenses with tensor product is almost a symmetric monoidal category; the only missing ingredient being an isomorphism between X and $X \otimes Unit$. With the present definition of tensor product such an isomorphism is available if ∂X is a free monoid, in which case we can map a free generator dx to $\text{left}(dx)$ and extend homomorphically. In order for $dx \mapsto \langle \text{left}(dx) \rangle$ to be a homomorphism of modules in general, we would need equations $\langle \text{left}(dx) \rangle \cdot \langle \text{left}(dx') \rangle = \langle \text{left}(dx \, dx') \rangle$ and $\langle \text{left}(1) \rangle = \langle \rangle$. See §3.5 for more detail on this alteration.

As in Chapter 2, the tensor construction is not quite a full categorical product, because duplicating information does not give rise to a well-behaved lens—there is no lens with type $X \leftrightarrow X \otimes X$ that satisfies all the equivalences a lens programmer would want.

Sum We now present one way (not the only one—see footnote 5) of constructing a sum module and a sum lens. Given sets of edits ∂X and ∂Y , we can describe the

$\frac{k \in X \leftrightarrow Y \quad \ell \in Z \leftrightarrow W}{k \oplus \ell \in X \oplus Z \leftrightarrow Y \oplus W}$	
C	$= k.C + \ell.C$
$missing$	$= \text{inl}(k.missing)$
K	$= \{(\text{inl}(x), \text{inl}(c), \text{inl}(y)) \mid (x, c, y) \in k.K\}$ $\cup \{(\text{inr}(z), \text{inr}(c), \text{inr}(w)) \mid (z, c, w) \in \ell.K\}$
c_k	$= k.missing$
c_ℓ	$= \ell.missing$
$\Rightarrow_g(\text{switch}_{LL}(dx), \text{inl}(c))$	$= \text{let } (dy, c') = k.\Rightarrow(dx, c_k) \text{ in } (\text{switch}_{LL}(dy), \text{inl}(c'))$
$\Rightarrow_g(\text{switch}_{RL}(dx), \text{inr}(c))$	$= \text{let } (dy, c') = k.\Rightarrow(dx, c_k) \text{ in } (\text{switch}_{RL}(dy), \text{inl}(c'))$
$\Rightarrow_g(\text{switch}_{LR}(dz), \text{inl}(c))$	$= \text{let } (dw, c') = \ell.\Rightarrow(dz, c_\ell) \text{ in } (\text{switch}_{LR}(dw), \text{inr}(c'))$
$\Rightarrow_g(\text{switch}_{RR}(dz), \text{inr}(c))$	$= \text{let } (dw, c') = \ell.\Rightarrow(dz, c_\ell) \text{ in } (\text{switch}_{RR}(dw), \text{inr}(c'))$
$\Rightarrow_g(\text{stay}_L(dx), \text{inl}(c))$	$= \text{let } (dy, c') = k.\Rightarrow(dx, c) \text{ in } (\text{stay}_L(dy), \text{inl}(c'))$
$\Rightarrow_g(\text{stay}_R(dz), \text{inr}(c))$	$= \text{let } (dw, c') = \ell.\Rightarrow(dz, c) \text{ in } (\text{stay}_R(dw), \text{inr}(c'))$
$\Rightarrow_g(e, c)$	$= (\text{fail}, c) \text{ in all other cases}$
\Leftarrow_g	is analogous

Figure 3.3: The sum lens

generators for the free monoid of edits to a sum by:

$$\begin{aligned}
G_{X,Y}^\oplus &= \{\text{switch}_{iL}(dx) \mid i \in \{L, R\}, dx \in \partial X\} \\
&\cup \{\text{switch}_{iR}(dy) \mid i \in \{L, R\}, dy \in \partial Y\} \\
&\cup \{\text{stay}_L(dx) \mid dx \in \partial X\} \cup \{\text{stay}_R(dy) \mid dy \in \partial Y\} \\
&\cup \{\text{fail}\}
\end{aligned}$$

The idea is that edits to a sum can either change just the content or change the tag (and therefore necessarily also the content, which is superseded by the given new content). That is, we want the “atoms” of the edit language to express the operations of editing content and switching sides. This gives us the **switch**_{LR}, **switch**_{RL}, and **stay** edits. For present purposes, we could leave it at this and define the monoid of edits to be the free monoid over just these generators. However, in §3.5 we will introduce a more compact representation that allows multiple edits to be combined into one, and this representation will give rise to the other two **switch** operations; for example, **switch**_{LL} represents a **switch**_{LR} followed by a **switch**_{RL}. To avoid having two similar but subtly different definitions, we include these edits here in the basic generators as well. Finally, we introduce an always-failing edit to represent sequences of edits that are internally inconsistent—e.g., a switch to the left side followed by an attempt to apply an edit which stays on the right side. These intuitions are formalized in the

application function:

$$\begin{aligned}
\text{switch}_{LL}(\text{dx}) \odot_{\mathbf{g}} \text{inl}(x) &= \text{inl}(\text{dx } \text{init}_X) \\
\text{switch}_{LR}(\text{dy}) \odot_{\mathbf{g}} \text{inl}(x) &= \text{inr}(\text{dy } \text{init}_Y) \\
\text{switch}_{RL}(\text{dx}) \odot_{\mathbf{g}} \text{inr}(y) &= \text{inl}(\text{dx } \text{init}_X) \\
\text{switch}_{RR}(\text{dy}) \odot_{\mathbf{g}} \text{inr}(y) &= \text{inr}(\text{dy } \text{init}_Y) \\
\text{stay}_L(\text{dx}) \odot_{\mathbf{g}} \text{inl}(x) &= \text{inl}(\text{dx } x) \\
\text{stay}_R(\text{dy}) \odot_{\mathbf{g}} \text{inr}(y) &= \text{inr}(\text{dy } y) \\
e \odot_{\mathbf{g}} v &\text{ undefined in all other cases}
\end{aligned}$$

We then define the sum of modules X and Y as

$$X \overset{\leftarrow}{\oplus} Y = \langle |X| + |Y|, \text{inl}(\text{init}_X), (G_{X,Y}^{\oplus})^*, \odot \rangle.$$

There is a free choice of initial element for this module; one could also quite naturally choose $\text{inr}(\text{init}_Y)$. We use $\overset{\leftarrow}{\oplus}$ to emphasize that this is the left-biased sum, and define a similar module, denoted $\overset{\rightarrow}{\oplus}$, whose only difference is that $\text{init}_{X \overset{\rightarrow}{\oplus} Y} = \text{inr}(\text{init}_Y)$. We will use the left-biased sum almost exclusively in the remainder, writing simply \oplus instead of $\overset{\leftarrow}{\oplus}$. This consideration extends to the lens definition below, where the tag of the *missing* state must match the tag of the module's *init*, and we will use the same notational convention to differentiate between the two lenses when necessary.

We now wish to give a lens combinator $k \oplus \ell$ that runs lens k on the parts of edits that apply to inl values and ℓ on the parts of edits that apply to inr values.⁵

3.3.20 Definition [Sum]: Figure 3.3 defines the sum of two lenses.

3.3.21 Theorem: When k and ℓ are lenses, so is $k \oplus \ell$.

Proof: The homomorphism laws are again trivial. We must show that the consistency relation K is maintained. We have

$$\begin{aligned}
&(\text{init}_{X \oplus Z}, \text{missing}, \text{init}_{Y \oplus W}) \\
&= (\text{inl}(\text{init}_X), \text{inl}(k.\text{missing}), \text{inl}(\text{init}_Y)) \in K,
\end{aligned}$$

since $(\text{init}_X, k.\text{init}, \text{init}_Y) \in k.K$. So it remains to show that \Rightarrow and \Leftarrow preserve this relation. We need only consider the case where we begin with an arbitrary

⁵In Chapter 2, there is some discussion regarding “forgetful” and “retentive” sum lenses, with the distinction revolving around what to do with the complement when an edit switches between sides of the sum. For state-based lenses, lenses on recursive structures like lists were given in terms of lenses on the non-recursive structure, and the retentive sum lens gave rise to a retentive list mapping lens whereas the forgetful sum lens gave rise to a forgetful list mapping lens. The poor alignment strategies given in that chapter were mediated somewhat by the retentive map’s ability to use complements from previous versions of a list, making retentive sums somewhat more attractive than forgetful ones. In this presentation, however, the mapping lens has much better alignment information, so we eschew the more complicated retentive lenses in favor of simpler forgetful versions.

consistent triple $(\text{inl}(x), \text{inl}(c), \text{inl}(y)) \in K$ and $dv \in X \oplus Z$ for which $dv \text{ inl}(x)$ is defined. (The cases where the triple is of the form $(\text{inr}(x), \text{inr}(c), \text{inr}(y)) \in K$ are similar, swapping k and ℓ in some places; the cases where we are considering a $dv \in Y \oplus W$ are similar, but use \Leftarrow instead of \Rightarrow everywhere.) Since $dv \text{ inl}(x)$ is defined, there are three forms of dv to consider: $\text{switch}_{LL}(dx)$, $\text{switch}_{LR}(dz)$, and $\text{stay}_L(dx)$.

Case $dv = \text{switch}_{LL}(dx)$: We define $(dy, c') = k.\text{putr}(dx, k.\text{missing})$ and $(x', y') = (dx \text{ init}_X, dy \text{ init}_Y)$. Since k is a lens, we know $(\text{init}_X, k.\text{missing}, \text{init}_Y) \in k.K$ and therefore that $(x', c', y') \in k.K$. This means $(\text{inl}(x'), \text{inl}(c'), \text{inl}(y')) \in K$. Since we now know the three equations

$$\begin{aligned} (k \oplus \ell).\Rightarrow(dv, \text{inl}(c)) &= (\text{switch}_{LL}(dy), \text{inl}(c')) \\ dv \text{ inl}(x) &= \text{inl}(x') \\ \text{switch}_{LL}(dy) \text{ inl}(y) &= \text{inl}(y'), \end{aligned}$$

this shows that K is preserved in this case.

Case $dv = \text{switch}_{LR}(dz)$: Nearly identical to the previous one, but using the fact that $\ell.K$ is preserved instead of $k.K$.

Case $dv = \text{stay}_L(dx)$: We define $(dy, c') = k.\Rightarrow(dx, c)$ and use similar reasoning to the above cases to observe that then $(\text{inl}(dx x), \text{inl}(c'), \text{inl}(dy y)) \in K$ is both what we want to show and true because $k.K$ is preserved by $k.\Rightarrow$. \square

3.3.22 Theorem:

- If $k \equiv k'$ and $\ell \equiv \ell'$, then $k \oplus \ell \equiv k' \oplus \ell'$.
- $id \oplus id \equiv id$.
- $(k \oplus \ell); (k' \oplus \ell') \equiv (k; k') \oplus (\ell; \ell')$.
- $(k \overset{\leftarrow}{\oplus} \ell); \text{bij}_{\text{swap}} \equiv \text{bij}_{\text{swap}}; (\ell \overset{\rightarrow}{\oplus} k)$, where swap is the obvious family of module isomorphisms between $X \overset{\leftarrow}{\oplus} Y$ and $Y \overset{\rightarrow}{\oplus} X$.

Proof:

- If $k \equiv k'$ and $\ell \equiv \ell'$, then $k \oplus \ell \equiv k' \oplus \ell'$.

Suppose sets S_k and S_ℓ witness the two given equivalences. Then we can construct a witness S for the desired equivalence as follows:

$$\begin{aligned} S'_k &= \{(x, c_k, c_{k'}, y) \mid (x, c_k, c_{k'}, y) \in S_k \\ &\quad \wedge (x, c_k, y) \in k.K \wedge (x, c_{k'}, y) \in k'.K\} \\ S'_\ell &= \{(z, c_\ell, c_{\ell'}, w) \mid (z, c_\ell, c_{\ell'}, w) \in S_\ell \\ &\quad \wedge (z, c_\ell, w) \in \ell.K \wedge (z, c_{\ell'}, w) \in \ell'.K\} \\ S &= \{(\text{inl}(x), \text{inl}(c_k), \text{inl}(c_{k'}), \text{inl}(y)) \mid (x, c_k, c_{k'}, y) \in S'_k\} \\ &\quad \cup \{(\text{inr}(z), \text{inr}(c_\ell), \text{inr}(c_{\ell'}), \text{inr}(w)) \mid (z, c_\ell, c_{\ell'}, w) \in S'_\ell\} \end{aligned}$$

It is clear that

$$\begin{aligned}
& (init_{X \oplus Y}, (k \oplus \ell).missing, (k' \oplus \ell').missing, init_{Z \oplus W}) \\
&= (\text{inl}(init_X), \text{inl}(k.init), \text{inl}(k'.init), \text{inl}(init_Z)) \\
&\in S
\end{aligned}$$

because $(init_X, k.init, k'.init, init_Z) \in S_k$ and $(init_X, k.init, init_Z) \in k.K$ and $(init_X, k'.init, init_Z) \in k'.K$.

To show that S is preserved by \Rightarrow and \Leftarrow , it is sufficient to consider only the generator edits (since \Rightarrow and \Leftarrow are homomorphisms). We show here that \Rightarrow_g preserves S when starting from $(\text{inl}(x), \text{inl}(c_k), \text{inl}(c_{k'}), \text{inl}(y))$; the arguments for \Leftarrow_g and for starting quadruples with inrs are nearly identical. Choose arbitrary dv for which $dv \text{ inl}(x)$ is defined. There are three cases to consider.

1. If $dv = \text{switch}_{LL}(dx)$ and $dx \text{ init}_X$ is defined, define:

$$\begin{aligned}
(dy_k, c'_k) &= k.\Rightarrow(dx, k.missing) \\
(dy_{k'}, c'_{k'}) &= k'.\Rightarrow(dx, k'.missing) \\
x' &= dx \text{ init}_X \\
y' &= dy_k \text{ init}_Y
\end{aligned}$$

Since $(init_X, k.missing, k'.missing, init_Y) \in S_k$, we can conclude that that $dy_k = dy_{k'}$, that $dy_k \text{ init}_Y$ is defined, and that $(x', c'_k, c'_{k'}, y') \in S_k$. But now we can calculate that:

$$\begin{aligned}
(k \oplus \ell).\Rightarrow(dv, \text{inl}(c_k)) &= (\text{switch}_{LL}(dy_k), \text{inl}(c'_k)) \\
(k' \oplus \ell').\Rightarrow(dv, \text{inl}(c_{k'})) &= (\text{switch}_{LL}(dy_{k'}), \text{inl}(c'_{k'}))
\end{aligned}$$

Then the facts we must show (that $\text{switch}_{LL}(dy_k) = \text{switch}_{LL}(dy_{k'})$ and that $(\text{inl}(x'), \text{inl}(c'_k), \text{inl}(c'_{k'}), \text{inl}(y')) \in S$) follow immediately.

2. If $dv = \text{switch}_{LR}(dz)$ and $dz \text{ init}_Z$ is defined, the argument is similar to above, but using ℓ and S_ℓ and inr everywhere instead of k and S_k and inl .
3. If $dv = \text{stay}_L(dx)$ and $dx \text{ } x$ is defined, define:

$$\begin{aligned}
(dy_k, c'_k) &= k.\Rightarrow(dx, c_k) \\
(dy_{k'}, c'_{k'}) &= k'.\Rightarrow(dx, c_{k'}) \\
x' &= dx \text{ } x \\
y'_k &= dy_k \text{ } y \\
y'_{k'} &= dy_{k'} \text{ } y
\end{aligned}$$

Since k preserves $k.K$, we can conclude that y'_k is defined and $(x', c'_k, y'_k) \in$

$k.K$; since k' preserves $k'.K$, we can conclude that $y'_{k'}$ is defined and $(x', c'_{k'}, y'_{k'}) \in k'.K$; since k and k' preserve S_k , we can conclude that $dy_k = dy_{k'}$ (hence $y'_k = y'_{k'}$) and $(x', c'_k, c'_{k'}, y'_k) \in S_k$. We may now compute

$$\begin{aligned} (k \oplus \ell). \Rightarrow (dx, \text{inl}(c_k)) &= (\text{stay}_L(dy_k), \text{inl}(c'_k)) \\ (k' \oplus \ell'). \Rightarrow (dx, \text{inl}(c_{k'})) &= (\text{stay}_L(dy_{k'}), \text{inl}(c'_{k'})) \end{aligned}$$

and observe that the above facts are exactly what we need to show that $y' = \text{stay}_L(dy_k) \text{ inl}(y)$ is defined and the two necessary conclusions:

$$\begin{aligned} \text{stay}_L(dy_k) &= \text{stay}_L(dy_{k'}) \\ (x', c'_k, c'_{k'}, y') &\in S \end{aligned}$$

- $id \oplus id \equiv id$

We will use the witnessing relation that relates all consistent complements:

$$S = \{(x, c, d, y) \mid (x, c, y) \in (id \oplus id).K \wedge (x, d, y) \in id.K\}$$

Naming the module in question $X \oplus Y$, it is clear that

$$(init_X, (id \oplus id).missing, id.missing, init_Y) \in S$$

because $id \oplus id$ and id are both lenses. It remains to show that \Rightarrow and \Leftarrow preserve S . We will show the argument for \Rightarrow applied to generators (because the monoid is free); the argument for \Leftarrow is symmetric.

Hence we may assume we have consistent triples $(x, c, y) \in (id \oplus id).K$ and $(x, d, y) \in id.K$ and an edit generator dx for which $dx \ x \downarrow$. Both $id \oplus id$ and id are lenses, so we know that applying their \Rightarrow operations to dx will produce an edit that restores consistency; this means that we need only check that they output the *same* consistency-restoring edit. Since $id.\Rightarrow(dx, d) = (dx, ())$, we must show $(id \oplus id).\Rightarrow(dx, c) = (dx, c')$ for some c' . This property is clearly true by inspecting the cases in the definition of the \oplus combinator; one need only observe that \Rightarrow_g outputs fail only in cases where $dx \ x$ is visibly not defined, a contradiction to our assumption that it is.

- $(k \oplus \ell); (k' \oplus \ell') \equiv (k; k') \oplus (\ell; \ell')$

We will refer to $(k \oplus \ell); (k' \oplus \ell')$ and $(k; k') \oplus (\ell; \ell')$ as a and b , respectively. The key insight is that the two sum lenses being composed always agree about which side of the sum they are on. This insight is embodied in the **split** function:

$$\begin{aligned} \text{split}(\text{inl}((c, c'))) &= (\text{inl}(c), \text{inl}(c')) \\ \text{split}(\text{inr}((c, c'))) &= (\text{inr}(c), \text{inr}(c')) \end{aligned}$$

Our witness relation uses this function.

$$S = \{(x, \text{split}(c), c, z) \mid (x, c, z) \in b.K\}$$

Supposing we have the types

$$\begin{array}{ll} k \in X_k \leftrightarrow Y_k & k' \in Y_k \leftrightarrow Z_k \\ \ell \in X_\ell \leftrightarrow Y_\ell & \ell' \in Y_\ell \leftrightarrow Z_\ell \end{array}$$

we will first show that $(\text{init}_{X_k \oplus X_\ell}, a.\text{missing}, b.\text{missing}, \text{init}_{Z_k \oplus Z_\ell}) \in S$. It suffices to show that $a.\text{missing} = \text{split}(b.\text{missing})$, since $b.K$ is a correct consistency relation. But $b.\text{missing} = \text{inl}((k.\text{missing}, k'.\text{missing}))$ and $a.\text{missing} = (\text{inl}(k.\text{missing}), \text{inl}(\ell.\text{missing}))$, so the necessary equation holds.

We must also show that \Rightarrow and \Leftarrow preserve the relation S . We will show the \Rightarrow cases for stay_L and switch_{LR} ; the remaining cases are very similar or mere induction. Since we may assume the supplied edit applies cleanly, we know that we have $(\text{inl}(x), \text{inl}((c_k, c_{k'})), \text{inl}(z)) \in b.K$. A simple calculation assures us that consequently $(\text{inl}(x), (\text{inl}(c_k), \text{inl}(c_{k'})), \text{inl}(z)) \in a.K$. We will use the abbreviations

$$c_a = (\text{inl}(c_k), \text{inl}(c_{k'})) \quad c_b = \text{inl}((c_k, c_{k'}))$$

in the following, noting that $c_a = \text{split}(c_b)$.

Case $\text{stay}_L(dx)$: Defining

$$\begin{array}{ll} (dy, c'_k) = k.\Rightarrow(dx, c_k) & c'_a = (\text{inl}(c'_k), \text{inl}(c'_{k'})) \\ (dz, c'_{k'}) = k'.\Rightarrow(dy, c_{k'}) & c'_b = \text{inl}((c'_k, c'_{k'})) \end{array}$$

we may now compute:

$$\begin{array}{l} a.\Rightarrow(\text{stay}_L(dx), c_a) = (\text{stay}_L(dz), c'_a) \\ b.\Rightarrow(\text{stay}_L(dx), c_b) = (\text{stay}_L(dz), c'_b) \end{array}$$

Since $k; k'$ is a lens, and we know (from the assumption that $\text{stay}_L(dx) \text{inl}(x) \downarrow$) that $dx \ x \downarrow$, we can conclude that $dz \ z \downarrow$ (one of two facts we must show to decide that S is preserved in this case). Setting

$$x' = \text{inl}(dx \ x) \quad z' = \text{inl}(dz \ z)$$

we can conclude from $(dx \ x, (c'_k, c'_{k'}), dz \ z) \in (k; k').K$ that $(x', c'_b, z') \in b.K$, hence that $(x', c'_a, c'_b, z') = (x', \text{split}(c'_b), c'_b, z') \in S$, the second necessary fact.

Case $\text{switch}_{LR}(\text{dx})$: Defining some abbreviations,

$$\begin{aligned} (\text{dy}, c'_\ell) &= \ell.\Rightarrow(\text{dx}, \ell.\text{missing}) & c'_a &= (\text{inr}(c'_\ell), \text{inr}(c'_{\ell'})) \\ (\text{dz}, c'_{\ell'}) &= \ell'.\Rightarrow(\text{dy}, \ell'.\text{missing}) & c'_b &= \text{inr}((c'_\ell, c'_{\ell'})) \end{aligned}$$

we can then compute:

$$\begin{aligned} a.\Rightarrow(\text{switch}_{LR}(\text{dx}), c_a) &= (\text{switch}_{LR}(\text{dz}), c'_a) \\ b.\Rightarrow(\text{switch}_{LR}(\text{dx}), c_b) &= (\text{switch}_{LR}(\text{dz}), c'_b) \end{aligned}$$

We would like to show that $\text{switch}_{LR}(\text{dz}) \text{inl}(z)\downarrow$, that is, that $\text{dz } \text{init}_{Z_\ell}\downarrow$. On the other hand, we know that $\text{switch}_{LR}(\text{dx}) \text{inl}(x)\downarrow$, that is, that $\text{dx } \text{init}_{X_\ell}\downarrow$. Since $\ell; \ell'$ is a lens, it translates an applicable edit to a consistent state to an applicable edit that restores consistency, and $(\text{init}_{X_\ell}, (\ell; \ell').\text{missing}, \text{init}_{Z_\ell}) \in (\ell; \ell').K$ is a consistent state. Hence we can conclude $\text{dz } \text{init}_{Z_\ell}$ is defined as necessary, and furthermore that $(\text{dx } \text{init}_{X_\ell}, (c'_\ell, c'_{\ell'}), \text{dz } \text{init}_{Z_\ell}) \in (\ell; \ell').K$. From this we can conclude the second fact that we need, namely that

$$(\text{inr}(\text{dx } \text{init}_{X_\ell}), c'_a, c'_b, \text{inr}(\text{dz } \text{init}_{Z_\ell})) \in S.$$

- $(k \stackrel{\leftarrow}{\oplus} \ell); \text{bij}_{\text{swap}} \equiv \text{bij}_{\text{swap}}; (\ell \stackrel{\rightarrow}{\oplus} k)$

As in previous proofs, we will name the two lenses in question $a = (k \stackrel{\leftarrow}{\oplus} \ell); \text{bij}_{\text{swap}}$ and $b = \text{bij}_{\text{swap}}; (\ell \stackrel{\rightarrow}{\oplus} k)$. We give the witnessing relation

$$S = \{(x, c, \text{swap}(c), y) \mid (x, c, y) \in a.K\},$$

eliding $()$ values for the bij complements to avoid clutter. It is worth noting here that comparing the definitions of the $\stackrel{\leftarrow}{\oplus}$ and $\stackrel{\rightarrow}{\oplus}$ combinators reveals that $(x, c, y) \in a.K$ if and only if $(x, \text{swap}(c), y) \in b.K$, so

$$S = \{(x, \text{swap}(c), c, y) \mid (x, c, y) \in b.K\}.$$

Supposing that the types are $k \in X_k \leftrightarrow Y_k$ and $\ell \in X_\ell \leftrightarrow Y_\ell$, we first observe that

$$\begin{aligned} & \left(\text{init}_{X_k \stackrel{\leftarrow}{\oplus} X_\ell}, a.\text{missing}, b.\text{missing}, \text{init}_{Y_\ell \stackrel{\rightarrow}{\oplus} Y_k} \right) \\ &= (\text{inl}(\text{init}_{X_k}), \text{inl}(k.\text{missing}), \text{inr}(k.\text{missing}), \text{inr}(\text{init}_{Y_k})) \\ &= (\text{inl}(\text{init}_{X_k}), \text{inl}(k.\text{missing}), \text{swap}(\text{inl}(k.\text{missing})), \text{swap}(\text{inl}(\text{init}_{Y_k}))) \\ &\in S \end{aligned}$$

because $(\text{init}_{X_k}, k.\text{missing}, \text{init}_{Y_k}) \in k.K$. It only remains to show that S is preserved by \Rightarrow and \Leftarrow applied to applicable edits. The reasoning needed in showing that \Rightarrow preserves S when applied to switch_{LR} edits is representative of

the reasoning needed in the other cases, so we satisfy ourselves with the proof of that case.

So we assume that we have some $(x, c_a, c_b, y) \in S$ for which $\text{switch}_{LR}(\text{dx}) \ x \downarrow$. From our two characterizations of S , we can conclude that $(x, c_a, y) \in a.K$, that $(x, c_b, y) \in b.K$, and that $c_a = \text{swap}(c_b)$. From the definedness assumption, we conclude that $x = \text{inl}(x_k)$ for some $x_k \in X_k$ and that $\text{dx} \ \text{init}_{X_\ell} \downarrow$. Moreover, from $(x, c_a, y) \in a.K$ and $x = \text{inl}(x_k)$ we can conclude $y = \text{inr}(y_k)$ for some $y_k \in Y_k$. Defining $(\text{dy}, c_\ell) = \ell.\Rightarrow(\text{dx}, \ell.\text{missing})$, we may compute:

$$\begin{aligned} a.\Rightarrow(\text{switch}_{LR}(\text{dx}), c_a) &= (\text{switch}_{RL}(\text{dy}), \text{inr}(c_\ell)) \\ b.\Rightarrow(\text{switch}_{LR}(\text{dx}), c_b) &= (\text{switch}_{RL}(\text{dy}), \text{inl}(c_\ell)) \end{aligned}$$

Since ℓ is a lens, we know $\text{dy} \ \text{init}_{Y_\ell} \downarrow$; together with the fact that $y = \text{inr}(y_k)$ from above, this means $\text{switch}_{RL}(\text{dy}) \ y \downarrow$ and in fact $\text{switch}_{RL}(\text{dy}) \ y = \text{inl}(\text{dy} \ \text{init}_{Y_\ell})$. Indeed, $(\text{dx} \ \text{init}_{X_\ell}, c_\ell, \text{dy} \ \text{init}_{Y_\ell}) \in \ell.K$, so

$$(\text{switch}_{LR}(\text{dx}) \ x, \text{inr}(c_\ell), \text{inl}(c_\ell), \text{switch}_{RL}(\text{dy}) \ y) \in S$$

which concludes the proof. \square

This theorem does not attempt to show that \oplus is associative, that is, to connect $(k \oplus \ell) \oplus m$ and $k \oplus (\ell \oplus m)$ in any way. This is because the edits of the modules $(X \oplus Y) \oplus Z$ and $X \oplus (Y \oplus Z)$ as we have defined them are fundamentally different. For example, the former has an operation $\text{switch}_{LR}(\mathbf{1})$ which takes any X or Y value and turns it into init_Z ; this operation is not matched by any edit operation in the latter. Investigation into an associative sum module (and associative sum lens) is left for future work.

List module Next, let us consider lists. Given a module X , we define the basic edits for lists over $|X|$ to include in-place modifications, insertions, deletions, and reorderings:

$$\begin{aligned} G_X^{\text{list}} &= \{\text{mod}(p, \text{dx}) \mid p \in \mathbb{N}^+, \text{dx} \in \partial X\} \\ &\cup \{\text{ins}(i) \mid i \in \mathbb{N}\} \cup \{\text{del}(i) \mid i \in \mathbb{N}\} \\ &\cup \{\text{reorder}(f) \mid \forall i \in \mathbb{N}. f(i) \text{ permutes } \{1, \dots, i\}\} \\ &\cup \{\text{fail}\} \end{aligned}$$

For compatibility with the generalization to arbitrary containers in §3.4, we slightly change the behavior of these operations from what we saw in §3.1. Insertions and deletions are now always performed at the end of the list; to insert in the middle of the list, you first insert at the end, then reorder the list. The argument i to $\text{ins}(i)$

$\frac{\ell \in X \leftrightarrow Y}{\ell^* \in X^* \leftrightarrow Y^*}$	
C	$= \ell.C^*$
$missing$	$= \langle \rangle$
K	$= \{(x, c, y) \mid x = c = y \wedge \forall 1 \leq p \leq x . (x_p, c_p, y_p) \in \ell.K\}$
$\Rightarrow_g(\text{mod}(p, dx), c)$	$= \text{let } (dy, c'_p) = \ell.\Rightarrow(dx, c_p) \text{ in } (\text{mod}(p, dy), c[p \mapsto c'_p])$ when $p \leq n$
$\Rightarrow_g(\text{mod}(p, dx), c)$	$= (\text{fail}, c) \text{ when } p > n$
$\Rightarrow_g(\text{fail}, c)$	$= (\text{fail}, c)$
$\Rightarrow_g(dx, c)$	$= (dx, dx\ c) \text{ in all other cases}$
\Leftarrow	similar

Figure 3.4: The list mapping lens

and $\text{del}(i)$ now specifies how *many* elements to insert or delete.

$$\begin{aligned}
\text{mod}(p, dx) \odot_g x &= x[p \mapsto dx\ x_p] \\
\text{ins}(i) \odot_g x &= x \cdot \underbrace{\langle \text{init}_X, \dots, \text{init}_X \rangle}_{i \text{ times}} \\
\text{del}(i) \odot_g x &= \langle x_1, \dots, x_{n-i} \rangle \\
\text{reorder}(f) \odot_g x &= \langle x_{f(n)(1)}, \dots, x_{f(n)(n)} \rangle \\
\text{fail} \odot_g x &\text{ undefined}
\end{aligned}$$

We take $\text{mod}(p, dx) \odot_g x$ to be undefined when $p > |x|$, and similarly take $\text{del}(i) \odot_g x$ to be undefined when $i > |x|$. The list module is then $X^* = \langle |X|^*, \langle \rangle, (G_X^{\text{list}})^*, \odot \rangle$.

Mapping lens The list mapping lens ℓ^* uses ℓ to translate **mod** edits from X to Y and vice versa. Other kinds of edits (**ins**, **del**, and **reorder**) are carried across unchanged. When translating non-modification edits, we update the complement in a way almost identical to the way the two repositories are updated; to reflect this similarity, we use edit application from the $Unit_{\ell.\text{missing} \in \ell.C}^*$ module to define the new complement.

3.3.23 Definition [Map]: Figure 3.4 defines the list mapping lens.

3.3.24 Lemma: The mapping lens is well-behaved:

- If ℓ is a lens, then ℓ^* is a lens.

- If $k \equiv \ell$ then $k^* \equiv \ell^*$.
- $id^* \equiv id$
- $k^*; \ell^* \equiv (k; \ell)^*$

Proof:

- Because the lens is defined by specification over a free monoid, nothing needs to be verified for the monoid homomorphism laws. However, we must still verify that the initial repositories are consistent and that consistent triples are mapped to consistent triples. Since $init_X = \mathbf{map}(\ell).missing = init_Y = \langle \rangle$, it is clear that the consistency condition is satisfied: these lists all have the same length, and the pointwise-consistent constraint is degenerate. To prove that consistent triples are mapped to consistent triples, we argue that because the generating function \Rightarrow_g preserves consistency, the resulting function \Rightarrow also preserves consistency.

To show that \Rightarrow_g maintains consistency, choose an arbitrary consistent triple (x, c, y) and applicable basic edit dx ; these two conditions mean that $|x| = |c| = |y|$, that $(x_p, c_p, y_p) \in \ell.K$ for all p , and that $dx \odot_g x$ is defined. We now consider each of the cases for dx .

If $dx = \mathbf{mod}(p, dv_x)$, then we know that $1 \leq p \leq |x|$ and $x'_p = dv \odot x_p$ is defined (because $dx \odot_g x$ is). Defining $(dv_y, c'_p) = \ell.\Rightarrow(dv_x, c_p)$ and $y'_p = dv_y \odot y_p$, we observe that since ℓ is a lens, we must have $(x'_p, c'_p, y'_p) \in \ell.K$. Hence we know that $(x[p \mapsto x'_p], c[p \mapsto c'_p], y[p \mapsto y'_p]) \in \mathbf{map}(\ell).K$, and, by definition of \odot_g , that:

$$(\mathbf{mod}(p, dv_x) \odot_g x, c[p \mapsto c'_p], \mathbf{mod}(p, dv_y) \odot_g y) \in \mathbf{map}(\ell).K$$

This is what we needed to show for this case.

If $dx = \mathbf{ins}(i)$, then we need merely show that the additional elements in each list are synchronized. Since ℓ is a lens, we know that $(init_X, \ell.missing, init_Y) \in \ell.K$, so this is trivially true.

Suppose $dx = \mathbf{del}(i)$ (and hence $i \leq |x|$), and let $n = |x| - i$. We observe that $|dx \odot_g x| = |dx \odot_g c| = |dx \odot_g y| = n$. Moreover, the pointwise-consistent part of the condition is clearly satisfied: we must show that $\forall 1 \leq p \leq n. (x_p, c_p, y_p) \in \ell.K$, but we know the stronger condition that $\forall 1 \leq p \leq |x|. (x_p, c_p, y_p) \in \ell.K$.

Suppose $dx = \mathbf{reorder}(f)$, and let $n = |x|$. Since the lengths of the three lists x , c , and y are all n , the effect of dx on each is to apply the permutation $f(n)$. Permutations do not affect length or pointwise properties, so the resulting permuted lists are also in $\mathbf{map}(\ell).K$, as desired.

Finally, we need not consider the case where $dx = \mathbf{fail}$ because this contradicts the assumption that $dx \odot_g x$ is defined.

The argument that \Leftarrow maintains consistency is similar.

- Suppose S is a witness that $k \equiv \ell$. Define S' by the rule:

$$\frac{\forall i. (x_i, c_i, d_i, y_i) \in S}{(\langle x_1, \dots, x_n \rangle, \langle c_1, \dots, c_n \rangle, \langle d_1, \dots, d_n \rangle, \langle y_1, \dots, y_n \rangle) \in S'}$$

Then S' is a witness that $k^* \equiv \ell^*$. The initial quadruple

$$(init_{X^*}, k^*.init, \ell^*.init, init_{Y^*}) = (\langle \rangle, \langle \rangle, \langle \rangle, \langle \rangle)$$

is in S' because the head of the inference rule is degenerate. The verification that defined edits preserve the S' relation is long, but straightforward. In the **mod** case, we rely on the analogous preservation of S for individual points, and in all other cases the pointwise property of the inference rule is preserved because the same pointwise operation is applied to each of the four lists in question (and because $(init_X, k.init, \ell.init, init_Y) \in S$).

- Let f be the function that takes a list and returns a list of equal length, all of whose elements are $()$. Then the relation

$$R = \{(x, f(x), (), x) \mid x \in X\}$$

witnesses the equivalence $id_X^* \equiv id_X$.

- Define the function **unzip** as follows:

$$\begin{aligned} \text{unzip}(\langle (x_1, y_1), (x_2, y_2), \dots, (x_n, y_n) \rangle) \\ = \langle \langle x_1, x_2, \dots, x_n \rangle, \langle y_1, y_2, \dots, y_n \rangle \rangle \end{aligned}$$

Then the requisite simulation relation is:

$$R = \{(x, \text{unzip}(d), d, y) \mid (x, d, y) \in (k; \ell)^*.K\}$$

The interesting property to verify is that if $(x, c, d, y) \in R$ and $dx\ x$ is defined, then $(k^*; \ell^*). \Rightarrow$ and $(k; \ell)^*. \Rightarrow$ produce the same edit dy in related states. As in the other proofs here, we can show this property for the restricted set of edits which contain only one atomic edit by case analysis; the stateful homomorphism property of \Rightarrow then guarantees the same property for the set of all edits.

Suppose $dx = \text{mod}(p, dx')$ and $d_p = (s_k, s_\ell)$. Then by definition of **unzip**, we will have $c = (c_k, c_\ell)$ and $(c_k)_p = s_k$ and $(c_\ell)_p = s_\ell$. Hence we will be running $k. \Rightarrow$ followed by $\ell. \Rightarrow$ with complements s_k and s_ℓ respectively in both cases, and will receive related outputs as required.

Otherwise, dx is an insertion, deletion, or rearrangement, and both $k^*; \ell^*$ and $(k; \ell)^*$ will merely apply the appropriate insertion, deletion, or rearrangement to the tuple of lists and list of tuples, respectively. \square

$partition \in (X \oplus Y)^* \leftrightarrow X^* \otimes Y^*$	
C	$= \{L, R\}^*$
$missing$	$= \langle \rangle$
K	$= \{(z, \text{map}_{\text{tagof}}(z), (\text{lefts}(z), \text{rights}(z))) \mid z \in (X + Y)^*\}$
$\Leftarrow_g(\text{left}(\text{mod}(p, dx)), c)$	$= (\text{mod}(p', \text{stay}_L(dx)), c), \text{ where}$ (1)
	$p' = \text{iso}(c)^{-1}(\text{inl}(p))$
$\Leftarrow_g(\text{left}(\text{reorder}(f)), c)$	$= (\text{reorder}(f'), c), \text{ where}$ (2)
	$g(\text{inr}(p)) = \text{inr}(p) \quad f'(n \neq c) = \lambda p. p$ $g(\text{inl}(p)) = \text{inl}(f(n_L)(p)) \quad f'(c) = h; g; h^{-1}$ $(n_L + 1, n_R + 1) = \text{count}(c + 1, c) \quad h = \text{iso}(c)$
$\Leftarrow_g(\text{left}(\text{ins}(i)), c)$	$= (\text{ins}(i), \text{ins}(i) \ c)$ (3)
$\Leftarrow_g(\text{left}(\text{del}(0)), c)$	$= (\langle \rangle, c)$ (4)
$\Leftarrow_g(\text{left}(\text{del}(i)), c)$	$= (d'' \ \text{del}'(p), c''), \text{ where}$ (5)
	$h = \text{iso}(c) \quad (n_L + 1, n_R + 1) = \text{count}(c + 1, c)$ $p = h^{-1}(\text{inl}(n_L)) \quad (d'', c'') = \Leftarrow_g(d', c')$ $c' = \text{del}'(p) \ c \quad d' = \text{left}(\text{del}(i-1))$ $\text{when } 1 \leq i \leq n_L$
$\Leftarrow_g(\text{left}(\text{del}(i)), c)$	$= (\text{fail}, c) \text{ otherwise}$ (6)
$\Leftarrow_g(\text{left}(\text{fail}), c)$	$= (\text{fail}, c)$ (7)
$\Leftarrow_g(\text{right}(dy), c)$	similar

Figure 3.5: Part of the *partition* lens (see also Figure 3.6)

Partition lens Figures 3.5, 3.6, and 3.7 give the definition of a list partitioning lens that (as we saw in §3.1) separates a list of tagged elements into those tagged *inl* and those tagged *inr*. Additionally, as with the mapping lens, we consider the complement to belong to a module; this time, to the module $Unit_{L \in \{L, R\}}^*$.

These figures may be a bit intimidating at first, but there is nothing very deep going on—just some everyday functional programming over lists. To illustrate how it all works, let’s consider a few example invocations of the *partition* lens. Each of them begins with the consistent triple illustrated in Figure 3.8. Note that only the middle part—the complement—is actually available to the partition lens as it runs: its other input is just an edit. In the following explanation, we will break the convention of referring to the repositories as “left” and “right”, preferring the terms “sum repository” and “product repository”, to avoid confusion with the left and right sides of the contained sums and products.

As a warm-up, consider a simple edit: changing Dvorak’s name to Dvořák (with

$partition \in (X \oplus Y)^* \leftrightarrow X^* \otimes Y^*$	
$\Rightarrow_g(\text{mod}(p, dv), c)$	$= (\text{left}(\text{fail}), c) \text{ when } p > c $ (8)
$\Rightarrow_g(\text{mod}(p, \langle \rangle), c)$	$= (\langle \rangle, c) \text{ when } 1 \leq p \leq c $ (9)
$\Rightarrow_g(\text{mod}(p, dv:dv:s), c)$	$= (d' d, c''), \text{ where}$ (10)
$1 < n$	$(d, c') = \Rightarrow_g(\text{mod}(p, dv:s), c)$
$1 \leq p \leq c $	$(d', c'') = \Rightarrow_g(\text{mod}(p, dv), c')$
$\Rightarrow_g(\text{mod}(p, \text{switch}_{jk}(dv)), c)$	$= (d_2 d_1 d_0, c[p \mapsto k]), \text{ where}$ (11)
$(p_L, p_R) = \text{count}(p, c)$	$d_0 = \text{map}_{\lambda d. \text{tag}(j, d)}(\text{del}'(p_j))$
	$d_2 = \text{tag}(k, \text{mod}(p_k, dv)) \quad d_1 = \text{map}_{\lambda d. \text{tag}(k, d)}(\text{ins}'(p_k))$
$\Rightarrow_g(\text{mod}(p, \text{stay}_j(dv)), c)$	$= (\text{tag}(j, \text{mod}(p_j, dv)), c), \text{ where}$ (12)
$(p_L, p_R) = \text{count}(p, c)$	
$\Rightarrow_g(\text{mod}(p, \text{fail}), c)$	$= (\text{left}(\text{fail}), c)$ (13)
$\Rightarrow_g(\text{ins}(i), c)$	$= (\text{left}(\text{ins}(i)), \text{ins}(i) c)$ (14)
$\Rightarrow_g(\text{del}(i), c)$	$= (d_1 d_0, \text{del}(i) c), \text{ where}$ (15)
$c' = \text{reverse}(c)$	$d_0 = \text{left}(\text{del}(n_L - 1))$
$(n_L, n_R) = \text{count}(i + 1, c')$	$d_1 = \text{right}(\text{del}(n_R - 1))$
$\Rightarrow_g(\text{reorder}(f), c)$	$= (d_L d_R, c'), \text{ where}$ (16)
$h = \text{iso}(c)$	$c' = \text{reorder}(f) c$
$h' = \text{iso}(c')$	$(n_L + 1, n_R + 1) = \text{count}(c + 1, c)$
$h'' = h'^{-1}; f(c); h$	$f_k(n \neq n_k) = \lambda p. p$
$d_L = \text{left}(\text{reorder}(f_L))$	$f_L(n_L) = \text{inl}; h''; \text{out}$
$d_R = \text{right}(\text{reorder}(f_R))$	$f_R(n_R) = \text{inr}; h''; \text{out}$
$\Rightarrow_g(\text{fail}, c)$	$= (\text{left}(\text{fail}), c)$ (17)

Figure 3.6: Part of the *partition* lens (see also Figure 3.5)

correct diacritics) in the sum repository. The edit describing this has the form

$$\text{mod}(5, \text{stay}_L(dn)),$$

where dn describes the string edit to the name. To translate this edit, we first need to translate the index 5 to an index into the list of composers in the product repository (line 12 in Figure 3.6). We can do this by simply counting how many composers appear up to and including Dvorak, that is, how many L values appear in the complement list up to index 5—in this case, 3. We then wrap this index up, along with the dn edit, in a new edit of the form $\text{left}(\text{mod}(3, dn))$; the complement need not change because we have not changed the structure of the lists. This pattern—count to translate the index, then re-tag the edit appropriately—can be generalized to all modifications that stay on the same side of the sum; the `count` and `tag` functions

$$\begin{aligned}
\text{tagof}(\text{inl}(x)) &= L & \text{map}_f(\langle \rangle) &= \langle \rangle \\
\text{tagof}(\text{inr}(y)) &= R & \text{map}_f(c:w) &= f(c):\text{map}_f(w) \\
\text{lefts}(\langle \rangle) &= \langle \rangle & \text{rights}(\langle \rangle) &= \langle \rangle \\
\text{lefts}(\text{inl}(x):w) &= x:\text{lefts}(w) & \text{rights}(\text{inl}(x):w) &= \text{rights}(w) \\
\text{lefts}(\text{inr}(y):w) &= \text{lefts}(w) & \text{rights}(\text{inr}(y):w) &= y:\text{rights}(w) \\
\text{tag}(L, dx) &= \text{left}(dx) & \text{out}(\text{inl}(x)) &= x \\
\text{tag}(R, dy) &= \text{right}(dy) & \text{out}(\text{inr}(y)) &= y \\
\text{count}(p, \langle \rangle) &= (1, 1) & \text{count}(1, w) &= (1, 1) \\
\text{count}(p, c:w) &= \text{let } (n_L, n_R) = \text{count}(p-1, w) \\
&\quad \text{in } \begin{cases} (n_L + 1, n_R) & c = L \\ (n_L, n_R + 1) & c = R \end{cases} \\
\text{cycle}_p(n)(m) &= \begin{cases} p & p < m = n \\ m + 1 & p \leq m < n \\ m & \text{otherwise} \end{cases} \\
\text{reverse}(\langle c_1, \dots, c_n \rangle) &= \langle c_n, c_{n-1}, \dots, c_1 \rangle \\
\text{del}'(p) &= \langle \text{del}(1), \text{reorder}(\text{cycle}_p) \rangle \\
\text{ins}'(p) &= \langle \text{reorder}(\lambda n. \text{cycle}_p(n)^{-1}), \text{ins}(1) \rangle \\
\text{iso}(c) &= \lambda p. \text{let } (n_L, n_R) = \text{count}(p, c) \text{ in} \\
&\quad \begin{cases} \text{inl}(n_L) & c_p = L \\ \text{inr}(n_R) & c_p = R \end{cases}
\end{aligned}$$

Figure 3.7: Supplementary functions for *partition*

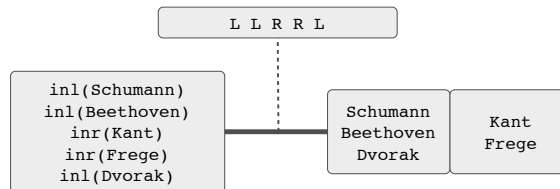


Figure 3.8: A consistent triple for the partition lens.

defined in Figure 3.7 implement these two steps.

The \Rightarrow translation of other in-place modifications, insertions, and deletions and the \Leftarrow translation of in-place modifications, insertions, and deletions to either list are built from the same primitives, using `count` to translate indices and re-tagging edits with `tag`. In a few cases, we use some edit “macros”: since insertions and deletions always happen at the end of a list, we write `del'` and `ins'` for edits that do some shuffling to ensure that the inserted or deleted element moves to the appropriate position.

Perhaps the most interesting of these is an in-place modification to the sum repository that switches sides of a sum (line 11). For example, suppose we want to replace Beethoven with Plato. The edit to do this has the form `mod(2, switchLR(dn))`—that is, at position 2, switch from an `inl` to an `inr`. Here, the translated edit must do *four* things: delete Beethoven from the left list, insert a new element into the right list, re-tag `dn` so that it changes the new element to Plato, and finally fix up the complement to match the new interleaving. As before, we can use `count` to translate the position 2 in the interleaved list into a position in the left list in the product repository. But then we hit a minor snag: deletions only occur at the end of a list. The solution is to first reorder the list, so that Beethoven appears at the end, then delete one element. Figure 3.7 defines the `cycle` function, which constructs permutations to do this reordering. The function `cyclep(n)` permutes lists of size n by moving position p to the end of the list, and shifting all the other elements after p down one to fill in the resulting hole. For example, `cycle2(5)` looks like this:

p	1	2	3	4	5
<code>cycle₂(5)(p)</code>	1	3	4	5	2

So, we can delete position p by first reordering with `reorder(cyclep)`, then deleting one element with `del(1)`. The `del'(p)` macro encapsulates this pattern; there is a similar pattern for inserting a new element at position p encapsulated by `ins'(p)`. Finally, since position 2 in the interleaved list corresponds to positions 2 and 1 in the left and right non-interleaved lists, respectively, the final edit can be written as `right(mod(1, dn)) right(ins'(1)) left(del'(2))`. To fix up the complement, we can simply set the flag at position p to match the new tag: in our case, position 2 is now an `inr`, so we should set $c_2 = R$.

The most delicate cases involve translating reorderings. Consider an edit to the product repository that swaps Schumann and Dvorak. One way to write this edit is in terms of a function that swaps indices one and three for lists of size at least three (and does nothing on lists of size smaller than three):

$$f(n)(p) = \begin{cases} 4 - p & n \geq 3 \wedge p \in \{1, 3\} \\ p & n < 3 \vee p \notin \{1, 3\} \end{cases}$$

The edit itself is then `left(reorder(f))`. Our job is now to compute some f' for which `reorder(f')` swaps `inl`(Schumann) and `inl`(Dvorak) in the sum repository (line 2). There is one wrinkle: f and f' are parameterized by the length of the lists they permute.

Translating f naively would therefore seem to require a way for f' to *guess* the number of composers in lists whose lengths do not match that of the complement. Fortunately, f' need only behave correctly for exactly those lists that are consistent with the current complement, for which our “guess” about how many composers there are is guaranteed to be accurate. So we need only construct a single permutation (and use, say, the identity permutation for all inconsistent list lengths). We use the `count` function to construct this permutation⁶. It is convenient to derive an isomorphism between positions in the sum repository and positions tagged by which list they are indexing into in the product repository; the `iso` function shows how to use `count` to do this. In our example, the resulting isomorphism looks like this:

sum	1	2	3	4	5
product	inl(1)	inl(2)	inr(1)	inr(2)	inl(3)

We can use $f(3)$ as a permutation on the inl elements, defining:

$$g(p) = \begin{cases} \text{inr}(p') & p = \text{inr}(p') \\ \text{inl}(f(3)(p')) & p = \text{inl}(p') \end{cases}$$

Then, to find out where position p in the sum repository should come from, we can simply translate p into an index into the product repository using `iso`, apply g to find out where that index came from, and translate back into the sum repository using `iso`⁻¹. Expanding the table above with these translations yields:

sum	1	2	3	4	5
iso	inl(1)	inl(2)	inr(1)	inr(2)	inl(3)
iso; g	inl(3)	inl(2)	inr(1)	inr(2)	inl(1)
iso; g ; iso ⁻¹	5	2	3	4	1

This swaps indices 1 and 5, so our final f' looks like:

$$f'(n)(p) = \begin{cases} 6 - p & n = 5 \wedge p \in \{1, 5\} \\ p & n \neq 5 \vee p \notin \{1, 5\} \end{cases}$$

Translating a reordering of the sum repository follows a similar path (line 16): restrict the reordering to lists consistent with the current complement, then compose the permutation with isomorphisms between the indices in the two repositories. There is one subtlety here: a reordering of the list in the sum repository may shuffle which positions are inl’s and which are inr’s. As a result, we must take care to construct *two* separate position isomorphisms: one for “before” the reordering, and one for “after”.

⁶The base cases for `count` are unusual, but very convenient for our purposes. The intuition for `count(p, c)` is to imagine inserting an L (respectively, R) before index p in list c ; then we output how many L s (resp. R s) there are up to this newly inserted item.

3.3.25 Lemma:

$$\text{mod}(p, dv:dv)s z = \text{mod}(p, dv)\text{mod}(p, dv)s z$$

Proof: Let $n = |z|$. Either $p > n$ or not. If it is, then both sides are undefined; otherwise:

$$\begin{aligned} \text{mod}(p, dv:dv)s z &= z[p \mapsto (dv:dv)s z_p] \\ &= z[p \mapsto dv(dv s z_p)] \\ &= \text{mod}(p, dv)(z[p \mapsto dv s z_p]) \\ &= \text{mod}(p, dv)\text{mod}(p, dv)s z \end{aligned}$$

□

3.3.26 Lemma: If $1 \leq p \leq n$, then:

$$\text{del}'(p) \odot v = \langle v_1, \dots, v_{p-1}, v_{p+1}, \dots, v_n \rangle$$

Proof: The only tricky part of this proof is evaluating $\text{cycle}_p(n)$:

$$\begin{aligned} \text{del}'(p) \odot v &= \langle \text{del}(1), \text{reorder}(\text{cycle}_p) \rangle \odot v \\ &= \langle \text{del}(1) \rangle \odot \langle v_{\text{cycle}_p(n)(1)}, \dots, v_{\text{cycle}_p(n)(n)} \rangle \\ &= \langle \text{del}(1) \rangle \odot \langle v_1, \dots, v_{p-1}, v_{p+1}, \dots, v_{n-1}, v_p \rangle \\ &= \langle v_1, \dots, v_{p-1}, v_{p+1}, \dots, v_{n-1} \rangle \end{aligned}$$

If $p = n$, then neither of the first two conditions in the definition of cycle will ever be true, so $\text{cycle}_p(n)(m) = m$, making the evaluation given in these equations a special case where the interval from $p + 1$ to $n - 1$ is empty and $v_p = v_n$. On the other hand, when $p < n$, the value of $\text{cycle}_p(n)$ is exactly in the form given here. □

3.3.27 Lemma: When $1 \leq p \leq n + 1$:

$$\text{ins}'(p) \odot \langle v_1, \dots, v_n \rangle = \langle v_1, \dots, v_{p-1}, \text{init}, v_p, \dots, v_n \rangle$$

Proof: Set $v_{n+1} = \text{init}$ so that:

$$\begin{aligned} \text{ins}'(p) \odot v_1 \cdots v_n &= \text{reorder}(\lambda n. \text{cycle}_p(n)^{-1})\text{ins}(1) \odot \langle v_1, \dots, v_n \rangle \\ &= \text{reorder}(\lambda n. \text{cycle}_p(n)^{-1}) \odot \langle v_1, \dots, v_n, \text{init} \rangle \\ &= \text{reorder}(\lambda n. \text{cycle}_p(n)^{-1}) \odot \langle v_1, \dots, v_{n+1} \rangle \\ &= \langle v_{\text{cycle}_p(n+1)^{-1}(1)}, \dots, v_{\text{cycle}_p(n+1)^{-1}(n+1)} \rangle \\ &= \langle v_1, \dots, v_{p-1}, v_{n+1}, v_p, \dots, v_n \rangle \\ &= \langle v_1, \dots, v_{p-1}, \text{init}, v_p, \dots, v_n \rangle \end{aligned}$$

As with Lemma 3.3.26, the only tricky part is arguing that this evaluation of cycle_p is correct, and the argument is similar to the one given there, but in reverse. \square

3.3.28 Lemma: The lefts and rights functions are list homomorphisms, that is,

$$\text{lefts}(vw) = \text{lefts}(v)\text{lefts}(w),$$

and similarly for rights .

Proof: We will show the proof for lefts . We argue by induction on v . In the base case, $v = \langle \rangle$, and:

$$\begin{aligned} \text{lefts}(vw) &= \text{lefts}(w) \\ &= \langle \rangle \text{lefts}(w) \\ &= \text{lefts}(\langle \rangle)\text{lefts}(w) \\ &= \text{lefts}(v)\text{lefts}(w) \end{aligned}$$

Otherwise, $v = v_1:v'$, we know from the induction hypothesis that $\text{lefts}(v'w) = \text{lefts}(v')\text{lefts}(w)$, and by case analysis either $v_1 = \text{inl}(x)$ or $v_1 = \text{inr}(y)$. In the former case:

$$\begin{aligned} \text{lefts}(vw) &= \text{lefts}(\text{inl}(x):v'w) \\ &= x:\text{lefts}(v'w) \\ &= x:\text{lefts}(v')\text{lefts}(w) \\ &= \text{lefts}(\text{inl}(x):v')\text{lefts}(w) \\ &= \text{lefts}(v)\text{lefts}(w) \end{aligned}$$

In the latter:

$$\begin{aligned} \text{lefts}(vw) &= \text{lefts}(\text{inr}(y):v'w) \\ &= \text{lefts}(v'w) \\ &= \text{lefts}(v')\text{lefts}(w) \\ &= \text{lefts}(\text{inr}(y):v')\text{lefts}(w) \\ &= \text{lefts}(v)\text{lefts}(w) \end{aligned}$$

\square

3.3.29 Lemma: The isomorphism produced by iso is coherent in the following sense. Choose arbitrary $v \in (X + Y)^*$ and let $c = \text{map}_{\text{tagof}}(v)$ be the list of tags of v . If $\text{iso}(c)(p) = \text{inl}(p')$ then $\text{inl}(\text{lefts}(v)_{p'}) = v_p$ and likewise if $\text{iso}(c)(p) = \text{inr}(p')$ then $\text{inr}(\text{rights}(v)_{p'}) = v_p$.

Proof: Suppose there are n_L copies of L and n_R copies of R in $\langle c_1, \dots, c_{p-1} \rangle$ and $p \leq n+1$. Then it is easy to show (by induction on c) that $\text{count}(p, \langle c_1, \dots, c_n \rangle) = (1 + n_L, 1 + n_R)$. Inspecting the definition of iso , it is therefore clear that $\text{iso}(c)(p) = \text{inl}(p')$ exactly when $c_p = L$ and there are p' copies of L in $\langle c_1, \dots, c_p \rangle$. This implies there are exactly p' elements tagged inl in $\langle v_1, \dots, v_p \rangle$ (and that v_p itself is tagged inl), hence that $\text{inl}(\text{lefts}(v)_{p'}) = v_p$.

The argument that iso is coherent with rights is similar. \square

3.3.30 Corollary: If $c = \text{map}_{\text{tagof}}(v)$ and $1 \leq p \leq |v|$, then

$$\text{tagof}(v_p) = \text{tagof}(\text{iso}(c)(p)).$$

3.3.31 Lemma: Suppose $\text{iso}(c)(m) = \text{inl}(n)$ (respectively, $\text{inr}(n)$) and $\text{iso}(c)(m') = \text{inl}(n')$ (resp. $\text{inr}(n')$). Then $m < m'$ if and only if $n < n'$.

Proof: As shown in the proof of Lemma 3.3.29, we have $\text{iso}(c)(m) = \text{inl}(n)$ exactly when $c_m = L$ and there are n copies of L in $\langle c_1, \dots, c_m \rangle$. A similar statement relates m' and n' . Since $\langle c_1, \dots, c_m \rangle$ and $\langle c_1, \dots, c_{m'} \rangle$ share a common prefix, if one has more copies of L than the other then it must be longer—that is, $n' > n$ implies $m' > m$. On the other hand, since $c_m = c_{m'} = L$, if one is longer than the other than it definitely has more copies of L —that is, $m' > m$ implies $n' > n$. \square

3.3.32 Theorem: The *partition* operation defined in Figures 3.5, 3.6, and 3.7 is indeed a symmetric edit lens.

Proof: According to Definition 3.2.7, we must show three things. First, $\text{partition}.\Rightarrow$ and $\text{partition}.\Leftarrow$ must be stateful monoid homomorphisms; since the edit monoid for the list module is freely generated and the two functions in question are defined by specification, this is immediate. Second, the initial state

$$(\text{init}_{(X \oplus Y)^*}, \langle \rangle, \text{init}_{X^* \otimes Y^*})$$

must be an element of K ; this is easily verified from the definitions of the initial elements of the list and product modules. And third, the \Rightarrow and \Leftarrow operations must preserve consistent states; this is where some work is required. We show that $\Rightarrow_{\mathbf{g}}$ and $\Leftarrow_{\mathbf{g}}$ respect K ; since \Rightarrow and \Leftarrow are defined by specification from these, the fact that they respect K follows by induction on the number of atomic edits they are handed.

For the two parts of the proof that follow, choose some $(z, c, (x, y)) \in K$. We will define $n = |z|$, $n_L = |x|$, and $n_R = |y|$ in the following. By the definition of K , we know

$$\begin{aligned} c &= \text{map}_{\text{tagof}}(z) \\ x &= \text{lefts}(z) \\ y &= \text{rights}(z). \end{aligned}$$

In many of the cases below, the definition of \Rightarrow_g or \Leftarrow_g has its own bindings for n_L and n_R using the idiom

$$(n_L + 1, n_R + 1) = \text{count}(|c| + 1, c).$$

At first blush, these definitions conflict with the convention we are establishing here. However, Lemma 3.3.29 tells us that these are in fact coincident definitions; so we will not remark on them further in the cases where they occur.

First we show that \Leftarrow_g respects K . We will give the proofs for atomic edits of the form $\text{left}(dx)$; the proofs for edits of the form $\text{right}(dy)$ are similar. Choose $dx \in G_X^{\text{list}}$ such that $dx\ x$ is defined. We define $(dz, c') = \Leftarrow_g(\text{left}(dx), c)$ and must show that $dz\ z$ is defined and that $(dz\ z, c', (dx\ x, y)) \in K$. We proceed by induction on the size of dx .

Case 1: In this case, we have the following equalities:

$$\begin{aligned} dx &= \text{mod}(p, dv) \\ dz &= \text{mod}(p', \text{stay}_L(dv)) \\ c' &= c \\ p' &= \text{iso}(c)^{-1}(\text{inl}(p)) \end{aligned}$$

By Lemma 3.3.29, $z_{p'} = \text{inl}(\text{lefts}(z)_p) = \text{inl}(x_p)$. This gives us enough to know that $dz\ z$ is defined and in fact that

$$\begin{aligned} dz\ z &= z[p' \mapsto \text{stay}_L(dv)\ z_{p'}] \\ &= z[p' \mapsto \text{stay}_L(dv)\ \text{inl}(x_p)] \\ &= z[p' \mapsto \text{inl}(dv\ x_p)] \end{aligned}$$

Since none of the tags of z changes during this operation, this makes the computation of lefts , rights , and $\text{map}_{\text{tagof}}$ easy:

$$\begin{aligned} \text{map}_{\text{tagof}}(dz\ z) &= \text{map}_{\text{tagof}}(z) \\ &= c \\ &= c' \\ \text{rights}(dz\ z) &= \text{rights}(z) \\ &= y \\ \text{lefts}(dz\ z) &= \text{lefts}(z)[p \mapsto dv\ x_p] \\ &= x[p \mapsto dv\ x_p] \\ &= dx\ x \end{aligned}$$

These three computations establish that $(dz\ z, c', (dx\ x, y)) \in K$, as desired.

Case 2: We have a slew of equalities in hand to begin with. We have some chosen f and three main equalities:

$$\begin{aligned} dx &= \text{reorder}(f) \\ dz &= \text{reorder}(f') \\ c' &= c \end{aligned}$$

These depend on the additional definitions:

$$\begin{aligned} g(\text{inr}(p)) &= \text{inr}(p) & f'(n \neq |c|) &= \lambda p. p \\ g(\text{inl}(p)) &= \text{inl}(f(n_L)(p)) & f'(|c|) &= h; g; h^{-1} \\ h &= \text{iso}(c) \end{aligned}$$

We first observe that $\text{reorder}(f')$ does not affect tags at all. To be precise, for $1 \leq p \leq n$, we have:

$$\text{tagof}((\text{reorder}(f') z)_p) = \text{tagof}(z_{(h;g;h^{-1})(p)}) \quad (3.3.1)$$

$$= \text{tagof}((h; g; h^{-1}; h)(p)) \quad (3.3.2)$$

$$= \text{tagof}((h; g)(p)) \quad (3.3.3)$$

$$= \text{tagof}(h(p)) \quad (3.3.4)$$

$$= \text{tagof}(z_p) \quad (3.3.5)$$

Equation 3.3.1 follows from the definition of f' and edit application. Equation 3.3.2 is an application of Corollary 3.3.30; we can then simplify significantly in equations 3.3.3 and 3.3.4 because h is an isomorphism and g does not modify tags, as is evident from its definition. A second application of Corollary 3.3.30, this time “in reverse”, gives us the final equation 3.3.5. We conclude that

$$\text{map}_{\text{tagof}}(dz z) = \text{map}_{\text{tagof}}(z) = c = c',$$

part of what we need to show that $(dz z, c', (dx x, y)) \in K$. (It also means that h is the appropriate isomorphism to use when applying Lemma 3.3.29 to $dz z$.)

Let us now turn our attention to showing that $dz z$ and $dx x$ have the appropriate relationship. We reason as follows:

$$\text{inl}(\text{lefts}(dz z)_p) = (dz z)_{h^{-1}(\text{inl}(p))} \quad (3.3.6)$$

$$= z_{(h^{-1}; h; g; h^{-1})(\text{inl}(p))} \quad (3.3.7)$$

$$= z_{(g; h^{-1})(\text{inl}(p))} \quad (3.3.8)$$

$$= z_{h^{-1}(f(n_L)(p))} \quad (3.3.9)$$

$$= \text{inl}(\text{lefts}(z)_{f(n_L)(p)}) \quad (3.3.10)$$

Equation 3.3.6 is an application of Lemma 3.3.29. The next three equations, 3.3.7

through 3.3.9, are mere computations that invoke the definitions of dz , edit application, and g . The final equation 3.3.10 follows from the previous by Lemma 3.3.29. A similar argument to the above, differing only in line 3.3.9 where the definition of g is used, shows that

$$\text{inr}(\text{rights}(\text{dz } z)_p) = \text{inr}(\text{rights}(z)_p).$$

We can therefore conclude that $\text{lefts}(\text{dz } z) = \text{dx } \text{lefts}(z) = \text{dx } x$ and that $\text{rights}(\text{dz } z) = \text{rights}(z) = y$, that is, that $(\text{dz } z, c', (\text{dx } x, y)) \in K$ as desired.

Case 3: We know $\text{dx} = \text{ins}(i)$ and $\text{dz} = \text{ins}(i)$ and $c' = \text{ins}(i) c$. We compute:

$$\begin{aligned} \text{map}_{\text{tagof}}(\text{dz } z) &= \text{map}_{\text{tagof}}(z \underbrace{\langle \text{init}_{X \oplus Y}, \dots, \text{init}_{X \oplus Y} \rangle}_{i \text{ times}}) \\ &= \text{map}_{\text{tagof}}(z) \text{map}_{\text{tagof}}(\underbrace{\langle \text{init}_{X \oplus Y}, \dots, \text{init}_{X \oplus Y} \rangle}_{i \text{ times}}) \\ &= c \underbrace{\langle L, \dots, L \rangle}_{i \text{ times}} \\ &= \text{ins}(i) c \\ &= c' \end{aligned}$$

There's a slight left-bias here; in the right- version of this proof, we find that \Leftarrow_g would have to produce a c' with many replicated R s instead of L s, and so would not have quite as compact a syntax for this output.

$$\begin{aligned} \text{lefts}(\text{dz } z) &= \text{lefts}(z \underbrace{\langle \text{init}_{X \oplus Y}, \dots, \text{init}_{X \oplus Y} \rangle}_{i \text{ times}}) \\ &= \text{lefts}(z) \text{lefts}(\underbrace{\langle \text{init}_{X \oplus Y}, \dots, \text{init}_{X \oplus Y} \rangle}_{i \text{ times}}) \\ &= x \underbrace{\langle \text{init}_X, \dots, \text{init}_X \rangle}_{i \text{ times}} \\ &= \text{ins}(i) x \\ &= \text{dx } x \end{aligned}$$

Again, the left-bias means the right- version of this proof relies on \Leftarrow_g being slightly more complicated for the right- analog. In particular, \Leftarrow_g would need to output an edit which did the insertion above followed by a series of modifications that turned the i final copies of $\text{inl}(\text{init}_X)$ into i copies of $\text{inr}(\text{init}_Y)$.

A similar computation to the previous one shows that $\text{rights}(\text{dz } z) = \text{rights}(z) = y$. This concludes the proof of this case, since our three computations have shown that $(\text{dz } z, c', (\text{dx } x, y)) \in K$.

Case 4: We have $\text{dx} = \text{del}(0)$ and $\text{dz} = \langle \rangle$ and $c' = c$. Since $\text{dz } z = z$, $\text{dx } x = x$,

and $c' = c$, we are in the happy situation of having assumed exactly what we need to prove, namely that $(dz\ z, c', (dx\ x, y)) = (z, c, (x, y)) \in K$.

Case 5: To fit in with the surrounding conventions in the proof, we will rename a few of the bindings of this case. To be specific, we have

$$\begin{aligned} dx &= \text{del}(i) \\ dz &= d'd \\ (d', c') &= \Leftarrow_g(d'', c'') \\ d'' &= \text{left}(\text{del}(i - 1)) \\ c'' &= d\ c \\ d &= \text{del}'(\text{iso}(c)^{-1}(\text{inl}(n_L))) \end{aligned}$$

and we know that $1 \leq i \leq n_L$. Our strategy is to show that $(d\ z, c', (\text{del}(1)\ x, y)) \in K$; the induction hypothesis then tells us that $(d'\ (d\ z), c', d''\ (\text{del}(1)\ x, y)) \in K$. This means that $((d'd)\ z, c', (\text{del}(i)\ x, y)) \in K$, which concludes this case. In the remainder of this case, let $m = \text{iso}(c)^{-1}(\text{inl}(n_L))$ so that $d = \text{del}'(m)$.

Let us begin by showing that $\text{map}_{\text{tagof}}(d\ z) = d\ c$. Then Lemma 3.3.26 tells us two things:

$$\begin{aligned} d\ z &= \langle z_1, \dots, z_{m-1}, z_{m+1}, \dots, z_n \rangle \\ d\ c &= \langle c_1, \dots, c_{m-1}, c_{m+1}, \dots, c_n \rangle \end{aligned}$$

The desired equality then follows from the fact that map is a list homomorphism and that $\text{map}_{\text{tagof}}(z) = c$.

We must also show that $\text{lefts}(d\ z) = \text{del}(1)\ x$. By Lemma 3.3.29, $z_m = \text{inl}(x_{n_L})$, and by Lemma 3.3.31, $z_{m'}$ is an inr for all $m' > m$. Since lefts is a list homomorphism, we can conclude that

$$\begin{aligned} \text{lefts}(d\ z) &= \text{lefts}(\langle z_1, \dots, z_{m-1}, z_{m+1}, \dots, z_n \rangle) \\ &= \text{lefts}(\langle z_1, \dots, z_{m-1} \rangle) \text{lefts}(\langle z_{m+1}, \dots, z_n \rangle) \\ &= \text{lefts}(\langle z_1, \dots, z_{m-1} \rangle) \\ &= \text{del}(1)\ (\text{lefts}(\langle z_1, \dots, z_{m-1} \rangle) \text{lefts}(\langle \text{inl}(x_{n_L}) \rangle)) \\ &= \text{del}(1)\ (\text{lefts}(\langle z_1, \dots, z_{m-1} \rangle) \text{lefts}(\langle \text{inl}(x_{n_L}) \rangle) \text{lefts}(\langle z_{m+1}, \dots, z_n \rangle)) \\ &= \text{del}(1)\ (\text{lefts}(z)) \\ &= \text{del}(1)\ x \end{aligned}$$

as desired.

Next, we show that $\text{rights}(d\ z) = y$. By Lemma 3.3.29, we know $z_m = \text{inl}(x_{n_L})$. Since rights is a list homomorphism and $\text{rights}(\text{inl}(v)) = \langle \rangle$ for any v , we then can

compute that:

$$\begin{aligned}
\text{rights}(d z) &= \text{rights}(\langle z_1, \dots, z_{m-1}, z_{m+1}, \dots, z_n \rangle) \\
&= \text{rights}(\langle z_1, \dots, z_{m-1} \rangle) \text{rights}(\langle z_{m+1}, \dots, z_n \rangle) \\
&= \text{rights}(\langle z_1, \dots, z_{m-1} \rangle) \text{rights}(\langle \text{inl}(x_{n_L}) \rangle) \text{rights}(\langle z_{m+1}, \dots, z_n \rangle) \\
&= \text{rights}(\langle z_1, \dots, z_{m-1}, z_m, z_{m+1}, \dots, z_n \rangle) \\
&= \text{rights}(z) \\
&= y
\end{aligned}$$

The previous three paragraphs establish that $(d z, c', (\text{del}(1) x, y)) \in K$. Since $d'' = \text{left}(\text{del}(i-1))$ is a smaller edit than $\text{left}(dx) = \text{left}(\text{del}(i))$, we can apply the induction hypothesis to conclude that $(d' (d z), c', d'' (\text{del}(1) x, y)) \in K$. Since edit application is a monoid action, we know $d' (d z) = (d' d) z$. By definition of the edit application, we know $d'' (\text{del}(1) x, y) = (\text{del}(i-1) (\text{del}(1) x), y) = (\text{del}(i) x, y)$. These last two equalities directly mean that $(dz z, c', (dx x, y)) \in K$, which completes this case.

Case 6: We know $dx = \text{del}(i)$ and, since the previous cases did not apply, $i > n_L + 1$. Hence we know $dx x$ is not defined, a contradiction to our assumption that it is.

Case 7: Since $dx = \text{fail}$, the assumption that dx successfully applies is immediately contradicted, so there is nothing to prove in this case.

We now show that \Rightarrow_g respects K . We are given some $dz \in G_{X \oplus Y}^{\text{list}}$ such that $dz z$ is defined. We can define $(dz', c') = \Rightarrow_g(dz, c)$; then we must show that $dz'(x, y)$ is defined and that $(dz z, c', dz'(x, y)) \in K$. We proceed by induction on the size of dz .

Case 8: $dv \in X \oplus Y$ and $dz = \text{mod}(p, dv)$ and $p > |c|$.

Since $|z| = |c|$, we conclude that $dz z$ is undefined, a contradiction.

Case 9: $dz = \text{mod}(p, \langle \rangle)$ and $1 \leq p \leq |c|$.

We calculate:

$$\begin{aligned}
dz' &= \langle \rangle \\
c' &= c \\
dz z &= z \\
dz'(x, y) &= (x, y)
\end{aligned}$$

So $(dz z, c', dz'(x, y)) \in K$ by assumption: $(z, c, (x, y)) \in K$.

Case 10: We have all of the following:

$$dv \in G_{X,Y}^{\oplus} \quad (3.3.11)$$

$$dvs \in \partial(X \oplus Y) \quad (3.3.12)$$

$$dz = \mathbf{mod}(p, dv:dvs) \quad (3.3.13)$$

$$1 \leq p \leq |c| \quad (3.3.14)$$

$$1 < n \quad (3.3.15)$$

$$(d, c'') = \Rightarrow_g(\mathbf{mod}(p, dvs), c) \quad (3.3.16)$$

$$(d', c') = \Rightarrow_g(\mathbf{mod}(p, dv), c'') \quad (3.3.17)$$

$$dz' = d' d \quad (3.3.18)$$

By Lemma 3.3.25 and the assumption that $\mathbf{mod}(p, dv:dvs)z$ is defined, we know $\mathbf{mod}(p, dv)(\mathbf{mod}(p, dvs)z)$ is defined, and hence $\mathbf{mod}(p, dvs)z$ is defined. The induction hypothesis for equation 3.3.16 therefore tells us that $d(x, y)$ is defined and that

$$(\mathbf{mod}(p, dvs)z, c'', d(x, y)) \in K.$$

Again appealing to the induction hypothesis, this time for equation 3.3.17, we also know that $d'(d(x, y))$ is defined and

$$(\mathbf{mod}(p, dv)(\mathbf{mod}(p, dvs)z), c', d'(d(x, y))) \in K.$$

By one final appeal to Lemma 3.3.25, we therefore conclude that

$$(dz z, c', dz'(x, y)) \in K$$

as desired.

Case 11: We have:

$$dz = \mathbf{mod}(p, \mathbf{switch}_{jk}(dv))$$

$$1 \leq p \leq |c|$$

$$dv \in \partial X \text{ when } k = L$$

$$dv \in \partial Y \text{ when } k = R$$

$$dz' = d_2 d_1 d_0$$

$$c' = c[p \mapsto k]$$

$$d_0 = \mathbf{map}_{\lambda d. \mathbf{tag}(j, d)}(\mathbf{del}'(p_j))$$

$$d_1 = \mathbf{map}_{\lambda d. \mathbf{tag}(k, d)}(\mathbf{ins}'(p_k))$$

$$d_2 = \mathbf{tag}(k, \mathbf{mod}(p_k, dv))$$

$$(p_L, p_R) = \mathbf{count}(p, c)$$

Let us consider the case when $j = k = L$, whose argument is representative of the other cases.

Since $\text{dz } z$ is defined, we know that $z_p = \text{inl}(v)$ for some $v \in X$. Taking $v' = \text{dv } \text{init}_X$, we can now compute:

$$\begin{aligned}
\text{map}_{\text{tagof}}(\text{dz } z) &= \text{map}_{\text{tagof}}(z[p \mapsto \text{inl}(v')]) \\
&= \text{map}_{\text{tagof}}(\langle z_1, \dots, z_{p-1} \rangle) \langle k \rangle \text{map}_{\text{tagof}}(\langle z_{p+1}, \dots, z_n \rangle) \\
&= \langle c_1, \dots, c_{p-1}, k, c_{p+1}, \dots, c_n \rangle \\
&= c[p \mapsto k] \\
&= c'
\end{aligned}$$

The second line follows from the first because map is a list homomorphism. Hence $\Rightarrow_{\mathbf{g}}$ maintains consistency of c in this case; it remains to show that $\Rightarrow_{\mathbf{g}}$ maintains consistency of the output. We calculate the effects of dz and dz' , starting with dz' :

$$\begin{aligned}
\text{dz}'(x, y) &= d_2 d_1 d_0(x, y) \\
&= d_2 d_1(\text{map}_{\lambda d. \text{tag}(j, d)}(\text{del}'(p_j)))(x, y) \\
&= d_2 d_1(\text{map}_{\text{left}}(\text{del}'(p_L)))(x, y) \\
&= d_2 d_1(\text{del}'(p_L)x, y) \\
&= d_2(\text{map}_{\lambda d. \text{tag}(k, d)}(\text{ins}'(p_k)))(\text{del}'(p_L)x, y) \\
&= d_2(\text{map}_{\text{left}}(\text{ins}'(p_L)))(\text{del}'(p_L)x, y) \\
&= d_2(\text{ins}'(p_L)\text{del}'(p_L)x, y) \\
&= \text{tag}(k, \text{mod}((, p)_k, \text{dv}))(\text{ins}'(p_L)\text{del}'(p_L)x, y) \\
&= (\text{mod}(p_L, \text{dv})\text{ins}'(p_L)\text{del}'(p_L)x, y)
\end{aligned}$$

We can use Lemmas 3.3.26 and 3.3.27 to simplify:

$$\begin{aligned}
\text{dz}'(x, y) &= (\text{mod}(p_L, \text{dv})\text{ins}'(p_L)\text{del}'(p_L) \langle x_1, \dots, x_{n_L} \rangle, y) \\
&= (\text{mod}(p_L, \text{dv})\text{ins}'(p_L) \langle x_1, \dots, x_{p_L-1}, x_{p_L+1}, \dots, x_{n_L} \rangle, y) \\
&= (\text{mod}(p_L, \text{dv}) \langle x_1, \dots, x_{p_L-1}, \text{init}_X, x_{p_L+1}, \dots, x_{n_L} \rangle, y) \\
&= (\langle x_1, \dots, x_{p_L-1}, v', x_{p_L+1}, \dots, x_{n_L} \rangle, y) \\
&= (x[p_L \mapsto v'], y)
\end{aligned}$$

We now make some observations about the effects of dz , making crucial use of

Lemma 3.3.28:

$$\begin{aligned}
\text{rights}(\text{dz } z) &= \text{rights}(\langle z_1, \dots, z_{p-1}, \text{inl}(v'), z_{p+1}, \dots, z_n \rangle) \\
&= \text{rights}(\langle z_1, \dots, z_{p-1} \rangle) \text{rights}(\text{inl}(v')) \text{rights}(\langle z_{p+1}, \dots, z_n \rangle) \\
&= \text{rights}(\langle z_1, \dots, z_{p-1} \rangle) \text{rights}(\text{inl}(v)) \text{rights}(\langle z_{p+1}, \dots, z_n \rangle) \\
&= \text{rights}(\langle z_1, \dots, z_{p-1} \rangle) \text{rights}(z_p) \text{rights}(\langle z_{p+1}, \dots, z_n \rangle) \\
&= \text{rights}(\langle z_1, \dots, z_{p-1}, z_p, z_{p+1}, \dots, z_n \rangle) \\
&= \text{rights}(z) \\
&= y
\end{aligned}$$

We now observe that Lemma 3.3.29 implies that $\text{lefts}(\langle z_1, \dots, z_{p-1} \rangle) = \langle x_1, \dots, x_{p_L-1} \rangle$ and likewise that $\text{lefts}(\langle z_{p+1}, \dots, z_n \rangle) = \langle x_{p_L+1}, \dots, x_{n_L} \rangle$.

$$\begin{aligned}
\text{lefts}(\text{dz } z) &= \text{lefts}(z[p \mapsto \text{inl}(v')]) \\
&= \text{lefts}(\langle z_1, \dots, z_{p-1} \rangle) \text{lefts}(\text{inl}(v')) \text{lefts}(\langle z_{p+1}, \dots, z_n \rangle) \\
&= \langle x_1, \dots, x_{p_L-1}, v', x_{p_L+1}, \dots, x_{n_L} \rangle \\
&= x[p_L \mapsto v']
\end{aligned}$$

Taken together, these last three computations show that

$$\text{dz}'(x, y) = (\text{lefts}(\text{dz } z), \text{rights}(\text{dz } z))$$

which is just what we needed.

Case 12: Let us consider specifically the case where $j = L$; the argument for $j = R$ is very similar. Then we have

$$\begin{aligned}
\text{dz} &= \text{mod}(p, \text{stay}_L(\text{dv})) \\
\text{dz}' &= \text{left}(\text{mod}(p_L, \text{dv})) \\
(p_L, p_R) &= \text{count}(p, c)
\end{aligned}$$

Moreover, since $\text{dz } z$ is defined, we know that there is some $v \in X$ for which $\text{dv } v$ is defined such that $z_p = \text{inl}(v)$ and, by appeal to Lemma 3.3.29, we know in particular that $v = \text{lefts}(z)_{p_L} = x_{p_L}$. Hence $\text{dz}'(x, y)$ is defined.

We now observe that $\text{mod}(p, \text{stay}_L(\text{dv}))$ does not change any tags or any non- inl values, so $\text{map}_{\text{tagof}}(\text{dz } z) = \text{map}_{\text{tagof}}(z) = c$ and $\text{rights}(\text{dz } z) = \text{rights}(z) = y$. Furthermore:

$$\begin{aligned}
\text{lefts}(\text{dz } z) &= \text{lefts}(\text{mod}(p, \text{stay}_L(\text{dv})) \ z[p \mapsto \text{inl}(x_{p_L})]) \\
&= \text{lefts}(z[p \mapsto \text{inl}(\text{dv } x_{p_L})]) \\
&= x[p_L \mapsto \text{dv } x_{p_L}] \\
&= \text{mod}(p_L, \text{dv}) \ x
\end{aligned}$$

That is, $\text{dz } z$ and $\text{dz}'(x, y) = (\text{mod}(p_L, \text{dv}) \ x, y)$ are synchronized as desired.

Case 13: When $\text{dz} = \text{mod}(p, \text{fail})$ there is nothing to prove, because the assumption that the edit application is defined is immediately contradicted.

Case 14:

$$\begin{aligned}\text{dz} &= \text{ins}(i) \\ \text{dz}' &= \text{left}(\text{ins}(i)) \\ c' &= \text{ins}(i) \ c\end{aligned}$$

We calculate:

$$\begin{aligned}\text{dz } z &= z \underbrace{\langle \text{init}_{X \oplus Y}, \dots, \text{init}_{X \oplus Y} \rangle}_{i \text{ times}} \\ &= z \underbrace{\langle \text{inl}(\text{init}_X), \dots, \text{inl}(\text{init}_X) \rangle}_{i \text{ times}} \\ \text{dz}'(x, y) &= (x \underbrace{\langle \text{init}_X, \dots, \text{init}_X \rangle}_{i \text{ times}}, y) \\ c' &= c \underbrace{\langle L, \dots, L \rangle}_{i \text{ times}}\end{aligned}$$

Now, since map is a list homomorphism, we have:

$$\begin{aligned}\text{map}_{\text{tagof}}(\text{dz } z) &= \text{map}_{\text{tagof}}(z) \text{map}_{\text{tagof}} \left(\underbrace{\langle \text{inl}(\text{init}_X), \dots, \text{inl}(\text{init}_X) \rangle}_{i \text{ times}} \right) \\ &= c \underbrace{\langle L, \dots, L \rangle}_{i \text{ times}} \\ &= c'\end{aligned}$$

Likewise, by Lemma 3.3.28:

$$\begin{aligned}\text{lefts}(\text{dz } z) &= \text{lefts}(z) \text{lefts} \left(\underbrace{\langle \text{inl}(\text{init}_X), \dots, \text{inl}(\text{init}_X) \rangle}_{i \text{ times}} \right) \\ &= x \underbrace{\langle \text{init}_X, \dots, \text{init}_X \rangle}_{i \text{ times}} \\ \text{rights}(\text{dz } z) &= \text{rights}(z) \text{rights} \left(\underbrace{\langle \text{inl}(\text{init}_X), \dots, \text{inl}(\text{init}_X) \rangle}_{i \text{ times}} \right) \\ &= y\end{aligned}$$

These latter two computations amount to showing that

$$dz'(x, y) = (\text{lefts}(dz\ z), \text{right}(dz\ z))$$

which, together with the observation above that $\text{map}_{\text{tagof}}(dz\ z) = c'$, shows that \Rightarrow_g preserves consistency in this case.

Case 15:

$$\begin{aligned} dz &= \text{del}(i) \\ dz' &= \text{right}(\text{del}(n_L - 1))\text{left}(\text{del}(n_R - 1)) \\ (n_L, n_R) &= \text{count}(i + 1, \text{reverse}(c)) \end{aligned}$$

(Take careful notice of the definition of n_L and n_R here: it differs from the convention established at the beginning of the proof! We will use these local definitions for the remainder of this case.)

The interesting thing to prove is that $\text{lefts}(\text{del}(i)\ z) = \text{del}(n_L - 1)\text{lefts}(z)$ (and similarly for **rights**). We proceed by an inner induction on i .

When $i = 0$, we have $\text{lefts}(\text{del}(0)\ z) = \text{lefts}(z)$ and

$$(n_L, n_R) = \text{count}(1, \text{reverse}(c)) = (1, 1)$$

so that $\text{del}(n_L - 1)\text{lefts}(z) = \text{del}(0)\text{lefts}(z) = \text{lefts}(z)$.

Suppose $i > 0$. Define the abbreviation $c^r = \text{reverse}(c)$. Then the induction hypothesis says that

$$\text{lefts}(\text{del}(i - 1)\ z) = \text{del}(\text{fst}(\text{count}(i, c^r)) - 1)\text{lefts}(z).$$

Now, either $c_i^r = L$ or $c_i^r = R$. If the former, then $z_{n-i+1} = \text{inl}(x)$ for some x and:

$$\begin{aligned} \text{del}(n_L - 1)\text{lefts}(z) &= \text{del}(\text{fst}(\text{count}(i + 1, c^r)) - 1)\text{lefts}(z) \\ &= \text{del}(1 + \text{fst}(\text{count}(i, c^r)) - 1)\text{lefts}(z) \\ &= \text{del}(1)\text{del}(\text{fst}(\text{count}(i, c^r)) - 1)\text{lefts}(z) \\ &= \text{del}(1)\text{lefts}(\text{del}(i - 1)\ z) \\ &= \text{del}(1)\text{lefts}(\langle z_1, \dots, z_{n-i}, \text{inl}(x) \rangle) \\ &= \text{del}(1)(\text{lefts}(\langle z_1, \dots, z_{n-i} \rangle)x) \\ &= \text{lefts}(\langle z_1, \dots, z_{n-i} \rangle) \\ &= \text{lefts}(\text{del}(i)\ z) \end{aligned}$$

Otherwise, $z_{n-i+1} = \text{inr}(y)$ for some y and:

$$\begin{aligned}
\text{del}(n_L - 1)\text{lefts}(z) &= \text{del}(\text{fst}(\text{count}(i + 1, c^r)) - 1)\text{lefts}(z) \\
&= \text{del}(\text{fst}(\text{count}(i, c^r)) - 1)\text{lefts}(z) \\
&= \text{lefts}(\text{del}(i - 1) z) \\
&= \text{lefts}(\langle z_1, \dots, z_{n-i}, \text{inr}(y) \rangle) \\
&= \text{lefts}(\langle z_1, \dots, z_{n-i} \rangle) \\
&= \text{lefts}(\text{del}(i) z)
\end{aligned}$$

as desired.

A similar argument shows that:

$$\text{rights}(\text{del}(i) z) = \text{del}(n_R - 1)\text{rights}(z)$$

Case 16: The main idea of the proof for this case is to observe that c contains enough information to deduce the length of x , y , and z , and in particular which index the various **reorder** edits will be specialized to during edit application. We can focus on these indices. (We will see that the somewhat strange-looking clause defining $f_k(n \neq n_k) = \lambda p. p$ is never used – the lens could use any automorphism on $\{1, \dots, n\}$ in place of the identity there.)

Because the application of dz and dz' are always defined, we need only show that the new complement and the output edits are consistent with the input edits. We begin by showing the new complement is consistent with $\text{dz } z$.

$$\text{map}_{\text{tagof}}(\text{dz } z) = \text{map}_{\text{tagof}}(\langle z_{f(n)(1)}, \dots, z_{f(n)(n)} \rangle) \quad (3.3.19)$$

$$= \langle \text{map}_{\text{tagof}}(z)_{f(n)(1)}, \dots, \text{map}_{\text{tagof}}(z)_{f(n)(n)} \rangle \quad (3.3.20)$$

$$= \langle c_{f(n)(1)}, \dots, c_{f(n)(n)} \rangle \quad (3.3.21)$$

$$= \text{reorder}(f) c \quad (3.3.22)$$

Equation 3.3.19 follows by definition of edit application in the list module (and because $|z| = |c| = n$); equation 3.3.20 is a special property of **map**; equation 3.3.21 by definition of c ; and equation 3.3.22 by the definition of **reorder**'s edit application.

We will now show that $\text{lefts}(\text{dz } z) = \text{reorder}(f_L) x$. A similar argument to the following also shows that $\text{rights}(\text{dz } z) = \text{reorder}(f_R) y$, and these two facts together will conclude the proof (since $\text{dz}'(x, y) = (\text{reorder}(f_L) x, \text{reorder}(f_R) y)$). By the

above fact about c' and Lemma 3.3.29:

$$\text{inl}(\text{lefts}(\text{dz } z)_i) = (\text{dz } z)_{\text{iso}^{-1}(c')(\text{inl}(i))} \quad (3.3.23)$$

$$= (\text{dz } z)_{h'^{-1}(\text{inl}(i))} \quad (3.3.24)$$

$$= z_{f(n)(h'^{-1}(\text{inl}(i)))} \quad (3.3.25)$$

$$= \text{inl}(\text{lefts}(z)_{\text{out}(\text{iso}(c)(f(n)(h'^{-1}(\text{inl}(i))))})) \quad (3.3.26)$$

$$= \text{inl}(\text{lefts}(z)_{\text{out}(h(f(n)(h'^{-1}(\text{inl}(i))))})) \quad (3.3.27)$$

$$= \text{inl}(\text{lefts}(z)_{(\text{inl}; h'^{-1}; f(n); h; \text{out})(i)}) \quad (3.3.28)$$

$$= \text{inl}(\text{lefts}(z)_{(\text{inl}; h''; \text{out})(i)}) \quad (3.3.29)$$

$$= \text{inl}(\text{lefts}(z)_{f_L(n_L)(i)}) \quad (3.3.30)$$

$$\text{lefts}(\text{dz } z)_i = \text{lefts}(z)_{f_L(n_L)(i)} \quad (3.3.31)$$

Equation 3.3.23 is a straightforward application of Lemma 3.3.29; equation 3.3.24 folds the definition of h' ; and equation 3.3.25 applies edit dz . Equation 3.3.26 applies Lemma 3.3.29 again, but with the knowledge that the tag of the previous line is inl (because that is the left-hand side of the equality we have already proved). Equations 3.3.27, 3.3.28, 3.3.29, and 3.3.30 just rewrite the equation by folding the definitions of h , h'' , and f_L and rewriting explicit function application as the application of a function composition. The final equation 3.3.31 holds by injectivity of inl .

Now, since $x = \text{lefts}(z)$ and $|x| = n_L$, we can conclude that $\text{lefts}(\text{dz } z) = \text{reorder}(f_L) x$ as desired.

Case 17: As in Case 13, there is nothing to prove, as the assumption that the edit application is defined is immediately contradicted. \square

3.4 Containers

The list mapping lens from the previous section can be generalized to a much larger set of structures, called *containers*, that also includes trees, labeled graphs, etc. We will also provide a general construction for “reorganization lenses” between *different* container types (over the same type of entries). Together with composition and tensor product, this will provide a set of building blocks for constructing many useful lenses. The reorganization lenses also furnish further examples of lenses with nontrivial complements. (Only a small part of §3.5 depends on this material; it can safely be skimmed on a first reading.)

Containers were first proposed by Abbott, Altenkirch, and Ghani [2]. The idea is that a container type specifies a set I of shapes and, for each shape i , a set of positions $P(i)$. A container with entries in X and belonging to such a container type comprises a shape i and a function $f : P(i) \rightarrow X$. For example, lists are containers whose shapes are the natural numbers and for which $P(i) = \{0, \dots, i-1\}$, whereas binary trees are

containers whose shapes are prefix-closed subsets of $\{0, 1\}^*$ (access paths) and where $P(i) = i$ itself. Even labeled graphs can be modeled using unlabeled graphs as shapes. One can further generalize the framework to allow the types of entries to depend on their position, but for the sake of simplicity we will not do so here.

In the present context, containers are useful because they allow for the definition of a rich edit language, allowing the insertion and deletion of positions, modification of particular entries, and reorganizations such as tree rotations. We can then define lenses for containers that propagate these general edit operations.

In the case of the state-based symmetric lenses of Chapter 2, it has been observed that lens iterators akin to “fold left” for inductive data structures also permit the definition of powerful (state-based) lenses. In the edit-based framework iterators are less convenient because it is unclear how edits in an arbitrary module should be propagated to, say, list edits in such a way that the rich edit structure available for lists is meaningfully exploited. (Of course, it is possible to propagate everything to a “rebuild from scratch” edit, thus aping the state-based case.)

In the following we slightly deviate from the presentation of containers from §2.7 and [2] in that we do not allow the set of positions to vary with the shapes. We rather have a universal set of positions P and a predicate `live` that delineates a subset of P for each shape i . We can then obtain a container type in the original sense by putting $P(i) = \{p \mid p \in \text{live}(i)\}$. Conversely, given a container type in the sense of [2], we can define $P = \{(i, p) \mid p \in P(i)\}$ and $\text{live}(i) = \{(i, p) \mid p \in P\}$. Furthermore, as we already did in Chapter 2, we require a *partially-ordered* set of shapes I and ask that `live` be monotone. Formulating this in the original setting would require a coherent family of transition functions $P(i) \rightarrow P(i')$ when $i \leq i'$, which is more cumbersome. Another advantage of the present formulation of container types is that it lends itself more easily to an implementation in a programming language without dependent types.

3.4.1 Definition: A *container type* is a triple $\langle I, P, \text{live} \rangle$ comprising

- a *module* I of *shapes* whose underlying set is partially ordered (but whose action need not be monotone);
- a set P of *positions*; and
- a *liveness predicate* in the form of a monotone function $\text{live} \in I \rightarrow \mathcal{P}(P)$ which tells for each shape which positions belong to it.

If $T = \langle I, P, \text{live} \rangle$ is a container type and X is a set, we can form the set $T(X)$ of containers of type T with entries from X by setting $T(X) = \sum_{i \in I} \text{live}(i) \rightarrow X$. Thus a container of type T and entries from X comprises a shape i and, for every position that is live at i —i.e. every element of $\text{live}(i)$ —an entry taken from X .

Our aim is now to explain how the mapping $X \mapsto T(X)$ lifts to a functor on the category of lenses—i.e., for each module X , how to construct a module $T(X)$ whose

underlying set of states is the set of containers $T(|X|)$, and for each lens $\ell \in X \leftrightarrow Y$, how to construct a “container mapping lens” $T(\ell) \in T(X) \leftrightarrow T(Y)$. We will see that this mapping is well defined on equivalence classes of lenses and respect identities and composition. We begin by defining a module structure on containers.

3.4.2 Definition: Let $T = \langle I, P, \text{live} \rangle$ be a container type. An edit $di \in \partial I$ is an *insertion* if $di\ i \geq i$ whenever defined. It is a *deletion* if $di\ i \leq i$ whenever defined. It is a *rearrangement* if $|\text{live}(di\ i)| = |\text{live}(i)|$ (same cardinality) whenever defined. We only employ edits from these three categories as ingredients of container edits; any other edits in the module will remain unused. This division of container edits into “pure” insertions, deletions, and rearrangements facilitates the later definition of lenses operating on such edits.

3.4.3 Definition: If $\langle I, P, \text{live} \rangle$ is a container type, $di \in \partial I$, and $f \in I \rightarrow P \rightarrow P$, then we say f is *consistent* with di if, whenever $di\ i$ is defined, $f(i)$ restricted to $\text{live}(di\ i)$ is a bijection to $\text{live}(i)$.

A typical insertion could be the addition of a node to a binary tree, a typical deletion the removal of some node, and a typical rearrangement the rotation of a binary tree about some node.

3.4.4 Definition [Container edits]: Given container T and module X we define edits for $T(|X|)$ as follows (we give some intuition after Definition 3.4.5):

$$\begin{aligned} & \{\text{fail}\} \\ & \cup \{\text{mod}(p, dx) \mid p \in P, dx \in \partial X\} \\ & \cup \{\text{ins}(di) \mid di \text{ an insertion}\} \\ & \cup \{\text{del}(di) \mid di \text{ a deletion}\} \\ & \cup \{\text{rearr}(di, f) \mid f \text{ consistent with } di\} \end{aligned}$$

In the last case, often either di will only be defined for very few i or f will have a generic definition, so the representation of a rearrangement edit does not have to be large.

3.4.5 Definition [Edit application]: The application of an edit to a container (i, f) is defined as follows:

$$\begin{aligned} & \text{fail}(i, f) \text{ is always undefined} \\ & \text{mod}(p, dx)(i, f) = (i, f[p \mapsto dx\ f(p)]) \text{ when } p \in \text{live}(i) \\ & \text{ins}(di)(i, f) = (di\ i, f') \\ & \quad \text{where } f'(p) = \text{if } p \in \text{live}(i) \text{ then } f(p) \text{ else } \text{init}_X \\ & \text{del}(di)(i, f) = (di\ i, f|_{\text{live}(di\ i)}) \\ & \text{rearr}(di, f)(i, g) = (di\ i, g') \\ & \quad \text{where } g'(p) = g(f(i)(p)) \end{aligned}$$

The $\text{mod}(p, dx)$ edit modifies the contents of position p according to dx . If that position is absent the edit fails. The shape of the resulting container is unchanged. The $\text{ins}(di)$ edit alters the shape by di , growing the set of positions in the process (since $di \geq i$). The new positions are filled with init_X . The $\text{del}(di)$ edit works similarly, but the set of positions may shrink; the contents of deleted positions are discarded. (The notation $f|S$ stands for the restriction of f to domain S .) The fail edit never applies and will be returned *pro forma* by some container lenses if the input edit does not match the current complement.

The $\text{rearr}(di, f)$ edit, finally, changes the shape of a container but neither adds nor removes entries. As already mentioned, a typical example is the left-rotation of a binary tree about the root. This rotation applies whenever the root has two grandchildren to the left and a child to the right. For this example, one may worry about the size of f , since it affects many positions; however, it can be serialized to a small, three line if-then-else. We do not, at this point, provide edits that copy the contents of some position into other positions; their investigation is left for future work.

We define the monoid $\partial T(X)$ as the free monoid generated by the basic edits defined above. In §3.5 we discuss the possibility of imposing equational laws, in particular with a view to compact normal forms of container edits.

Setting $\text{init}_{T(X)} = (\text{init}_I, \lambda p. \text{init}_X)$ when $T = \langle I, P, \text{live} \rangle$ completes the definition of the module $T(X)$.

3.4.6 Example: For any module X we can construe the list module X^* as a particular container type $\langle I, P, \text{live} \rangle$ where $I = \mathbb{N}$ with ∂I generated by $i \in \mathbb{Z}$ with $i \odot n = \max(i + n, 0)$. Furthermore, $P = \mathbb{N}$ and $\text{live}(n) = \{0, \dots, n - 1\}$.

Then all list edits arise as specific container edits, however, the generic formulation of container edits also includes some esoteric edits, such as $\text{ins}(10 \cdot (-10))$ which brings a list to minimum length 10 by appending default elements if needed.

In Figure 3.9 we define the mapping lens turning $T(-)$ into an endofunctor on the category of lenses. We note that this is only the second lens to have a nontrivial complement (after *partition*).

Given that this definition looks complex at first we state and prove explicitly that it is indeed a lens.

3.4.7 Theorem: If $T = \langle I, P, \text{live} \rangle$ is a container and ℓ is a lens so is $T(\ell)$. Moreover, $T(-)$ respects lens equivalence and preserves the identity lens and composition of lenses (up to equivalence), and thus defines a functor on the category of lenses.

Proof: We begin by unraveling the definition. The complement of the $T(\ell)$ lens is itself a container of ℓ -complements; thus, even if ℓ has a trivial complement the complement in $T(\ell)$ can be nontrivial. The consistency relation requires that the shapes of the left and right states agree with the shape of the complement and that matching entries are consistent in the sense of ℓ .

$\frac{\ell \in X \leftrightarrow Y \quad T = \langle I, P, \text{live} \rangle \text{ a container type}}{T(\ell) \in T(X) \leftrightarrow T(Y)}$	
C	$= T(\ell.C)$
missing	$= (\text{init}_I, \lambda p. \ell.\text{missing})$
$\Rightarrow_g(\text{mod}(p, dx), (i, f))$	$= (\text{mod}(p, dy), (i, f'))$ when $p \in \text{live}(i)$ and where $f' = f[p \mapsto c'], (dy, c') = \ell.\Rightarrow(dx, f(p))$
$\Rightarrow_g(\text{mod}(p, dx), (i, f))$	$= (\text{fail}, (i, f))$ if $p \notin \text{live}(i)$
$\Rightarrow_g(\text{ins}(di), (i, g))$	$= (\text{ins}(di),$ $(di \ i, g[p \mapsto \ell.\text{missing}]))$ when $di \ i$ is defined
$\Rightarrow_g(\text{del}(di), (i, g))$	$= (\text{del}(di), (di \ i, g \upharpoonright \text{live}(di \ i)))$ when $di \ i$ is defined
$\Rightarrow_g(\text{rearr}(di, h), (i, g))$	$= (\text{rearr}(di, h),$ $(di \ i, \lambda p. g(h(i)(p))))$ when $di \ i$ is defined
$\Rightarrow_g(dz, c)$	$= (\text{fail}, c)$ in all other cases
$\Leftarrow_g(-, -)$	$= \text{analogous}$
K	$= \{((i, f), (i, g), (i, f')) \mid i \in I$ $\wedge (f(p), g(p), f'(p)) \in \ell.K\}$

Figure 3.9: Generic container-mapping lens

A $\text{mod}(p, dx)$ edit is transported by sending dx through ℓ using the appropriate ℓ -complements contained in the complement (i, f) of the mapping lens. When no such ℓ -complement is available, the lens returns **fail**. If $((i, f), (j, g), (i', f')) \in K$ and $\text{mod}(p, dx)(i, f) \downarrow$, then $p \in \text{live}(i)$, hence $p \in \text{live}(j)$ and $p \in \text{live}(i')$. So the result of propagating $\text{mod}(p, dx)$ will be $\text{mod}(p, dy)$ where $(dy, c') = \ell.\Rightarrow(dx, g(p))$. Now since $(f(p), g(p), f'(p)) \in \ell.K$, we know that $dy \ f'(p) \downarrow$ and $(dx \ f(p), c', dy \ f'(p)) \in \ell.K$. It follows that $\text{mod}(p, dy)(i', f') \downarrow$ and the new triple is again in K .

As success or failure of the other edit operations only depends on the shape, it is clear that success is preserved by the mapping lens when starting from a consistent triple. We must argue, though, that the resulting triples remain consistent. We show how this argument works using $\text{rearr}(di, h)$ as an example. The resulting triple is $((di \ i, f \circ h(i)), (di \ i, g \circ h(i)), (di \ i, f' \circ h(i)))$. Now, since $h(i) \in \text{live}(di \ i) \simeq \text{live}(i)$ must be a bijection it follows immediately that this triple is in K .

Compatibility of \Rightarrow, \Leftarrow with monoid multiplication is trivial here since the edit monoid for containers is freely generated.

Let $T(k); T(\ell)$ be the composition of two mapping lenses. The complement of this

lens is $T(k.C) \times T(\ell.C)$. On the other hand, the complement of $T(k; \ell)$ is $T(k.C \times \ell.C)$. An appropriate simulation relation is defined by

$$\{(((i, g_k), (i, g_\ell)), (i, g_{k;\ell})) \mid \forall p. g_{k;\ell}(p) = (g_k(p), g_\ell(p))\}.$$

We omit the straightforward verification. We also have to show that $T(-)$ is well-defined on equivalence classes, so assume that $\ell \equiv k \in X \leftrightarrow Y$ and let $S \subseteq X \times \ell.C \times k.C \times Y$ be a witnessing simulation relation, cf. Thm. 3.2.11.

The following relation $T(S)$ then witnesses $T(\ell) \equiv T(k)$.

$$T(S) = \{(i, f), (i, g), (i, g'), (i, f') \mid i \in I \wedge \forall p. (f(p), g(p), g'(p), f'(p)) \in S\}$$

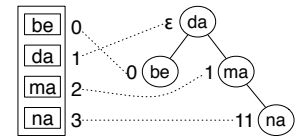
We omit the straightforward verification. □

We can also define a restructuring lens between containers of different container type but with the same type of entries, i.e. between $T(X)$ and $T'(X)$ where $T = \langle I, P, \text{live} \rangle$ and $T' = \langle I', P', \text{live}' \rangle$. For this to be possible, we need a lens ℓ between I and I' and for any triple $(i, c, i') \in \ell.K$ a bijection $f_{i,c,i'} \in \text{live}'(i') \simeq \text{live}(i)$. The complement of this lens consists of those triples (i, c, i') , and thus “knows” at any time which bijection links the positions at either end.

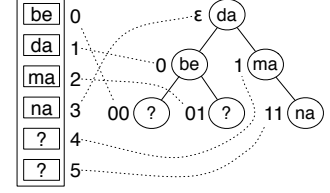
One typical instance of this kind of lens is list reversal; another is a lens between trees and lists which ensures that the list entries agree with the tree entries according to some fixed order, e.g. in-order or breadth first. Although the live positions of the containers to be synchronized are in bijective correspondence, there is—e.g. in the case of list reversal—no fixed edit that, say, a “modify the second position” edit is mapped to. Indeed, the restructuring lens we are about to construct can be seen as a kind of state-indexed isomorphism, but the full scaffolding of edit lenses is needed to make such a notion precise. Before proceeding to the details, let us take a quick tour of this lens’ behavior by examining the special case of maintaining a tree and its in-order traversal as a list.

To model a list, we take $I = \mathbb{N}$; $P = \mathbb{N}$; $\text{live}(i) = \{p \mid p < i\}$; and for trees, I' comprises prefix closed subsets of $\{0, 1\}^*$; $P' = \{0, 1\}^*$; $\text{live}'(i') = i'$. The monoid ∂I has increment and decrement operations; the monoid $\partial I'$ has operations for adding and removing nodes in leaf positions and also for rotating tree shapes. We illustrate the propagation of an $\text{ins}(di)$ edit—which is one of the more complex cases.

The lens $\ell \in I \leftrightarrow I'$ does not know anything about the intended application; it has a trivial complement *Unit* and merely maintains the constraint that the list shape and the tree shape have the same number of positions. It has some freedom how it translates list edits; e.g., it might add and remove tree nodes at the left.

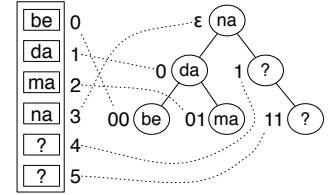


The family of bijections $f_{i,c,i'}$ models the in-order correspondence; thus, for example if $i = 4$ and $i' = \{\langle \rangle, \langle 0 \rangle, \langle 1 \rangle, \langle 1, 1 \rangle\}$ the bijection would be as shown above. (For illustration we also indicate possible X -contents of the positions.) Formally, we have $f_{i,c,i'} = \{(0, \langle 0 \rangle), (1, \langle \rangle), (2, \langle 1 \rangle), (3, \langle 1, 1 \rangle)\}$.



Now suppose that $di\ i = i + 2$ and that di' (the result of di propagated through ℓ) installs two children at the leftmost node. In our in-order application we then have $f_{di\ i, c', di'\ i'} = \{(0, \langle 0, 0 \rangle), (1, \langle 0 \rangle), (2, \langle 0, 1 \rangle), (3, \langle \rangle), (4, \langle 1 \rangle), (5, \langle 1, 1 \rangle)\}$ and after applying both $ins(di)$ and $ins(di')$ we are in the as-yet-inconsistent situation depicted above.

Since the newly inserted elements in the list come at the end, we can restore consistency by moving the newly inserted tree elements to positions that come at the end of the in-order walk. This can be done essentially automatically just using the in-order walk position bijections: to decide where a position p in the old tree should reappear in the new tree, we can simply follow the position through its journey of being flattened



and unflattened using $f_{i,c,i'}$ and $f_{di\ i, c', di'\ i'}^{-1}$, respectively. Thus to restore consistency we apply $\text{rearr}(\mathbf{1}, f_i)$ where $f_i(i') = \{(\langle 0, 0 \rangle, \langle 0 \rangle), (\langle 0 \rangle, \langle \rangle), (\langle 0, 1 \rangle, \langle 1 \rangle), (\langle \rangle, \langle 1, 1 \rangle), (\langle 1 \rangle, \langle 0, 0 \rangle), (\langle 1, 1 \rangle, \langle 0, 1 \rangle)\}$. We could also have chosen $f_i(i') = \{\dots, (\langle 1 \rangle, \langle 0, 1 \rangle), (\langle 1, 1 \rangle, \langle 0, 1 \rangle)\}$; since in any case the new positions are uninitialized, this free choice has little impact. Of course $f_i(i'')$ for $i'' \neq i'$ is also completely unconstrained. After applying $\text{rearr}(\mathbf{1}, f_i)$ we end up with the desired consistent state.

With this intuition in hand, we are ready to see the details of the restructuring lens. As discussed above, we must have containers T and T' , an edit lens ℓ between their shapes, and a family of bijections between live sets. We also require that ℓ maps insertions to insertions, deletions to deletions, and rearrangements to rearrangements. (This is well-defined on equivalence classes of lenses.) Given these data, we define the restructuring lens in Figure 3.10, with a few supplementary definitions below. The additional families of bijections f_i, f_d, f_r must be chosen in such a way that the container edits in which they appear are well-formed (this is possible since di' is an insertion, deletion, or restructuring as appropriate) and such that the following three constraints are satisfied: in each case i, i' , etc., refer to the current values from above and $p \in \text{live}'(di'\ i')$ is an arbitrary position.

$$\begin{aligned}
 f_i(di'\ i')(p) &= f_{i,c,i'}^{-1}(f_{di\ i, c', di'\ i'}(p)) \\
 &\quad \text{when } f_{di\ i, c', di'\ i'}(p) \in \text{live}(i) \\
 f_d(i')(p) &= f_{i,c,i'}^{-1}(f_{di\ i, c', di'\ i'}(p)) \\
 f_r(i')(p) &= f_{i,c,i'}^{-1}(g(i)(f_{di\ i, c', di'\ i'}(p)))
 \end{aligned}$$

$ \begin{array}{c} T = \langle I, P, \text{live} \rangle \text{ a container type} \\ T' = \langle I', P', \text{live}' \rangle \text{ a container type} \\ \ell \in I \leftrightarrow I' \\ \hline [T, T'](\ell) \in T(X) \leftrightarrow T'(X) \end{array} $	
C	$= \ell.K$
missing	$= (\text{init}_I, \ell.\text{missing}, \text{init}_{I'})$
$ \begin{aligned} K = \{ & ((i, f), (i, c, i'), (i', f')) \\ & \mid (i, c, i') \in \ell.K \wedge \forall p \in \text{live}'(i'). f(f_{i,c,i'}(p)) = f'(p) \} \end{aligned} $	
$\Rightarrow_g(\text{fail}, x)$	$= (\text{fail}, x)$
$\Rightarrow_g(\text{mod}(p, dx), (i, c, i'))$	$= (\text{mod}(f_{i,c,i'}^{-1}(p), dx), (i, c, i'))$ when $p \in \text{live}(i)$
$\Rightarrow_g(\text{ins}(di), (i, c, i'))$	$= (\text{rearr}(\mathbf{1}, f_i)\text{ins}(di'), (di\ i, c', di'\ i'))$
$\Rightarrow_g(\text{del}(di), (i, c, i'))$	$= (\text{del}(di')\text{rearr}(\mathbf{1}, f_d), (di\ i, c', di'\ i'))$
$\Rightarrow_g(\text{rearr}(di, g), (i, c, i'))$	$= (\text{rearr}(di', f_r), (di\ i, c', di'\ i'))$ see below for f_i, f_d, f_r
in the last three clauses:	$(di', c') = \ell.\Rightarrow(di, c)$
$\Rightarrow_g(dc, (i, c, i'))$	$= \text{fail in all other cases}$
$\Leftarrow_g(-, -)$	$= \text{analogous}$

Figure 3.10: Container restructuring lens

These conditions do not completely determine f_i , f_d , and f_r . In each case, these families are completely unconstrained on shapes other than $di'\ i'$. The propagated edits are supposed to be applied to a container of the current shape i' , so the arbitrary decisions about other shapes do not really matter; nevertheless it would be nice if we could be a bit more uniform. This is indeed possible in the case where ℓ is an isomorphism lens, but we refrain from formulating details.

As discussed in the example above, the bijection f_i contains a little more choice, namely the behavior on the T' positions in $f_{di\ i, c', di'\ i'}^{-1}(\text{live}(di\ i) \setminus \text{live}(i))$. Fortunately, they all contain init_X so that the choice does not affect the resulting state after application of the edit, and the alignment is decided not by f_i but by the family of bijections $f_{i,c',i'}$ that parameterize the lens.

3.4.8 Theorem: The restructuring lens is indeed a lens.

Proof: As the edit monoid is free, we only need to show that successful edits to consistent states get transported to successful edits resulting in consistent states. Thus suppose that $(i, c, i') \in \ell.K$ and $f(f_{i,c,i'}(p)) = f'(p)$ holds for all $p \in \text{live}'(i')$ so that $((i, f), (i, c, i'), (i', f'))$ are consistent. We will show below that \Rightarrow is correct; the proof about \Leftarrow is very similar. In the cases below where there is an edit named di ,

we will write $(di', c') = \ell \Rightarrow (di, c)$ and abbreviate the bijections $f_{i,c,i'}$ and $f_{di\ i,c',di'\ i'}$ to f_{pre} and f_{post} , respectively.

Case **fail** is obvious.

Case **mod**(p, dx): the complement does not change and the edit dx is applied to the same elements.

Case **ins**(di). The resulting new repository states are $(di\ i, f_1)$ and $(di'\ i', f'_1)$:

$$\begin{aligned} f_1(p) &= \text{if } p \in \text{live}(i) \text{ then } f(p) \text{ else } \text{init}_X \\ f'_1(p) &= \text{if } f_i(di'\ i')(p) \in \text{live}(i') \text{ then } f'(f_i(di'\ i')(p)) \text{ else } \text{init}_X \end{aligned}$$

Also, the bijection $f_i(di'\ i') \in \text{live}'(di'\ i') \simeq \text{live}'(di'\ i')$ satisfies

$$f_{post}(p) \in \text{live}(i) \Rightarrow f_i(di'\ i')(p) = f_{pre}^{-1}(f_{post}(p)).$$

This assumption lets us conclude that $f_{post}(p) \in \text{live}(i)$ if and only if $f_i(di'\ i')(p) \in \text{live}'(i')$. In the forward direction, we argue:

$f_{post}(p) \in \text{live}(i)$	assumption
$f_{pre}^{-1}(f_{post}(p)) \in \text{live}'(i')$	$f_{pre} \in \text{live}(i) \simeq \text{live}'(i')$
$f_i(di'\ i')(p) \in \text{live}'(i')$	assumed condition of f_i

In the backward direction, define $q = f_i(di'\ i')(p)$. Then:

$f_i(di'\ i')(p) \in \text{live}'(i')$	assumption
$q \in \text{live}'(i')$	definition of q
$f_{pre}(q) \in \text{live}(i)$	$f_{pre} \in \text{live}(i) \simeq \text{live}'(i')$
$f_{post}(f_{post}^{-1}(f_{pre}(q))) \in \text{live}(i)$	f_{post} is a bijection
$f_{pre}^{-1}(f_{post}(f_{post}^{-1}(f_{pre}(q)))) = q$	f_{post} and f_{pre} are bijections
$f_i(di'\ i')(f_{post}^{-1}(f_{pre}(q))) = q$	assumed condition of f_i
$f_{post}^{-1}(f_{pre}(q)) = p$	$f_i(di'\ i')$ is a bijection and definition of q
$f_{post}(p) \in \text{live}(i)$	$f_{pre}(q) \in \text{live}(i)$

To conclude the case, we must show that arbitrary $p \in \text{live}'(di'\ i')$ have $f'_1(p) = f_1(f_{post}(p))$. We consider two cases: either $f_{post}(p) \in \text{live}(i)$ or not. If so then $f_1(f_{post}(p)) = f(f_{post}(p)) = f'(f_{pre}^{-1}(f_{post}(p))) = f'_1(p)$ where the first equation uses the above characterization of f_1 ; the second one uses consistency of f and f' , and the third one uses the characterizations of f'_1 and f_i (noting that $f_{post}(p) \in \text{live}(i)$ implies $f_i(di'\ i')(p) \in \text{live}'(i')$). In the other case, $f_{post}(p) \notin \text{live}(i)$, so $f_i(di'\ i')(p) \notin \text{live}'(i')$. Then $f'_1(p) = \text{init}_X$, but $f_1(f_{post}(p)) = \text{init}_X$, too, by the characterization of f_1 .

Case **del**(di). Ignoring domain restrictions, the new repository states are $(di\ i, f)$

and $(di' \ i', f_d(i'); f')$. For these to be consistent, we must show that $f(f_{post}(p)) = f'(f_d(i')(p))$ whenever $p \in \text{live}'(di' \ i')$. Since di is a deletion, we know $di \ i \subset i$, so that $f_{post} \in \text{live}(di \ i) \simeq \text{live}'(di' \ i')$ implies $f_{post}(p) \in \text{live}(i)$. Hence we can equate:

$$\begin{aligned} f(f_{post}(p)) &= f'(f_{pre}^{-1}(f_{post}(p))) && \text{consistency of } f \text{ and } f' \\ &= f'(f_d(i')(p)) && \text{assumed condition of } f_d \end{aligned}$$

Case **rearr**(di, g). The new repository states that we must show are consistent are $(di \ i, g(i); f)$ and $(di' \ i', f_r(i'); f')$. Consider arbitrary $p \in \text{live}'(di' \ i')$. Since $f_{post}; g(i) \in \text{live}'(di' \ i') \simeq \text{live}(i)$, we know $g(i)(f_{post}(p)) \in \text{live}(i)$; this justifies the first equation below.

$$\begin{aligned} f(g(i)(f_{post}(p))) &= f'(f_{pre}^{-1}(g(i)(f_{post}(p)))) && \text{consistency of } f \text{ and } f' \\ &= f'(f_r(i')(p)) && \text{condition of } f_r \quad \square \end{aligned}$$

Using the container lens combinators, the partition lens and lens mediating between “built-in” lists and “list containers” we can then plumb together a variety of useful lenses, e.g. one that partitions the entries of an $X + Y$ labeled tree into *inls* and *inrs* and then presents the two resulting containers again as trees over X and Y . If one wants one can then use a mapping lens to change the representation of the Y ’s in some way.

3.5 Adding Monoid Laws

The edit languages accompanying the constructions in the previous two sections were all freely generated. This was a good place to begin as it is relatively easy to understand, but, as discussed in §3.2, there are good reasons for investigating richer languages. This section takes a first step in this direction by showing how to equip the product and sum combinators with more interesting edits.

Given modules X and Y , there is a standard definition of *module product* motivated by the intuition that an edit to an $|X| \times |Y|$ value is a pair of an edit to the $|X|$ part and an edit to the $|Y|$ part. The monoid multiplication goes pointwise, and one can define an edit application that goes pointwise as well.

$$\begin{aligned} X \otimes Y &= \langle |X| \times |Y|, (init_X, init_Y), \partial X \otimes \partial Y, \odot_{X \otimes Y} \rangle \\ \mathbf{1}_{M \otimes N} &= (\mathbf{1}_M, \mathbf{1}_N) \\ (m, n) \cdot_{M \otimes N} (m', n') &= (m m', n n') \\ (dx, dy) \odot_{X \otimes Y} (x, y) &= (dx \ x, dy \ y) \end{aligned}$$

3.5.1 Lemma: These definitions give rise to a module—that is, $\cdot_{M \otimes N}$ is associative with identity $\mathbf{1}_{M \otimes N}$ and $\odot_{X \otimes Y}$ satisfies the monoid action laws.

Proof: To show that $\cdot_{M \otimes N}$ is associative, using the fact that \cdot_M and \cdot_N are associative:

$$\begin{aligned}
v_1 \cdot (v_2 \cdot v_3) &= (m_1, n_1) \cdot ((m_2, n_2) \cdot (m_3, n_3)) \\
&= (m_1, n_1) \cdot (m_2 \cdot m_3, n_2 \cdot n_3) \\
&= (m_1 \cdot (m_2 \cdot m_3), n_1 \cdot (n_2 \cdot n_3)) \\
&= ((m_1 \cdot m_2) \cdot m_3, (n_1 \cdot n_2) \cdot n_3) \\
&= (m_1 \cdot m_2, n_1 \cdot n_2) \cdot (m_3, n_3) \\
&= ((m_1, n_1) \cdot (m_2, n_2)) \cdot (m_3, n_3) \\
&= (v_1 \cdot v_2) \cdot v_3
\end{aligned}$$

To show that $\mathbf{1}_{M \otimes N}$ is an identity for $\cdot_{M \otimes N}$, assuming $\mathbf{1}_M$ and $\mathbf{1}_N$ are the respective identities for \cdot_M and \cdot_N :

$$\begin{aligned}
(\mathbf{1}, \mathbf{1}) \cdot (m, n) &= (\mathbf{1} \cdot m, \mathbf{1} \cdot n) \\
&= (m, n) \\
&= (m \cdot \mathbf{1}, n \cdot \mathbf{1}) \\
&= (m, n) \cdot (\mathbf{1}, \mathbf{1})
\end{aligned}$$

To show the monoid action laws are satisfied by $\odot_{M \otimes N}$, assuming these laws are satisfied by \odot_M and \odot_N :

$$\begin{aligned}
(\mathbf{1}, \mathbf{1}) \odot (x, y) &= (\mathbf{1} \odot x, \mathbf{1} \odot y) \\
&= (x, y) \\
((m, n) \cdot (m', n')) \odot (x, y) &= (m \cdot m', n \cdot n') \odot (x, y) \\
&= ((m \cdot m') \odot x, (n \cdot n') \odot y) \\
&= (m \odot m' \odot x, n \odot n' \odot y) \\
&= (m, n) \odot (m' \odot x, n' \odot y) \\
&= (m, n) \odot (m', n') \odot (x, y)
\end{aligned}$$

□

One might wonder whether the standard definition has any connection to the definition we give earlier. One way to bridge the gap is to add equational laws to the free monoid.⁷ The equations below demand that **left** and **right** be monoid

⁷To make this formal, treat the equations as a relation between words in the free monoid; take the reflexive, symmetric, transitive, congruence closure of this relation; and quotient by the resulting equivalence relation.

homomorphisms, and that they commute:

$$\begin{aligned}
\langle \text{left}(\mathbf{1}) \rangle &= \langle \rangle \\
\langle \text{left}(dx), \text{left}(dx') \rangle &= \langle \text{left}(dx \ dx') \rangle \\
\langle \text{right}(\mathbf{1}) \rangle &= \langle \rangle \\
\langle \text{right}(dy), \text{right}(dy') \rangle &= \langle \text{right}(dy \ dy') \rangle \\
\langle \text{left}(dx), \text{right}(dy) \rangle &= \langle \text{right}(dy), \text{left}(dx) \rangle
\end{aligned}$$

It is not hard to show that the free monoid subject to the above equations is isomorphic to the natural monoid product.

However, it is not obvious that the definitions relying on the free monoid product remain well defined after imposing the above equations. In particular, we must check that any monoid homomorphisms we defined respect these laws. For homomorphisms f specified via specification of f_g , it is enough to prove that, for each equational law $g = g'$, the specification respects the law—i.e., $f(g) = f(g')$.

For example, to check that we can create a well-defined tensor product module that includes the above equations, we must show that \odot_g respects the equations. For the commutativity equation, we must show

$$\text{left}(dx) \odot_g \text{right}(dy) \odot_g (x, y) = \text{right}(dy) \odot_g \text{left}(dx) \odot_g (x, y).$$

Simple calculation shows that both sides are equal to $(dx \ x, dy \ y)$, so this law is respected; the rest follow similar lines.

Most importantly, we must check that the \Rightarrow and \Leftarrow functions are still monoid homomorphisms; indeed, this check makes these equations interesting as a *specification*: in addition to the usual round-tripping laws we expect of state-based lenses, each non-trivial equation in a monoid presentation represents a behavioral limitation on lenses operating on that monoid. Take again the commutativity law:

$$\text{left}(dx) \ \text{right}(dy) = \text{right}(dy) \ \text{left}(dx)$$

The force of this law is that lenses operating on a monoid including this equation must ignore the interleaving of **left** and **right** edits: those two edits are treated independently by the lens.

3.5.2 Lemma: Suppose k and ℓ are lenses. For each of the equations above, if that equation is in force in the modules on both sides of the $k \otimes \ell$ lens, then the \Rightarrow and \Leftarrow functions defined above for this lens respect that equation.

Proof: We will show that \Rightarrow treats **left** as a monoid homomorphism and lets **left** and **right** commute; the proofs that \Rightarrow treats **right** as a monoid homomorphism and that \Leftarrow_g respects all these laws are similar.

To show that \Rightarrow respects the law $\langle \text{left}(\mathbf{1}) \rangle = \langle \rangle$:

$$\begin{aligned}
\Rightarrow(\langle \text{left}(\mathbf{1}) \rangle, (c_k, c_\ell)) &= \text{let } (dz, c'_k) = k.\Rightarrow(\mathbf{1}, c_k) \text{ in} \\
&\quad (\langle \text{left}(dz) \rangle, (c'_k, c_\ell)) \\
&= (\langle \text{left}(\mathbf{1}) \rangle, (c_k, c_\ell)) & (3.5.1) \\
&= (\langle \rangle, (c_k, c_\ell)) & (3.5.2) \\
&= \Rightarrow(\langle \rangle, (c_k, c_\ell)) & (3.5.3)
\end{aligned}$$

Equation 3.5.1 follows because k is a lens and hence $k.\Rightarrow$ is a stateful monoid homomorphism. Equation 3.5.2 follows by assumption, and equation 3.5.3 follows by definition of \Rightarrow .

Next we will show that \Rightarrow respects the law $\langle \text{left}(dx), \text{left}(dx') \rangle = \langle \text{left}(dxdx') \rangle$. It will be convenient to name a few things. Pick a state c_k and define:

$$\begin{aligned}
(dy', c'_k) &= k.\Rightarrow(dx', c_k) \\
(dy, c''_k) &= k.\Rightarrow(dx, c'_k)
\end{aligned}$$

Since k is a lens and hence in particular $k.\Rightarrow$ is a stateful monoid homomorphism, we can conclude that:

$$k.\Rightarrow(dxdx', c_k) = (dydy', c''_k)$$

We may now compute:

$$\begin{aligned}
&\Rightarrow(\langle \text{left}(dx), \text{left}(dx') \rangle, (c_k, c_\ell)) \\
&= \text{let } (dy', (c'_k, c'_\ell)) = \Rightarrow_g(\text{left}(dx'), (c_k, c_\ell)) \text{ in} \\
&\quad \text{let } (dy'', (c''_k, c''_\ell)) = \Rightarrow_g(\text{left}(dx), (c'_k, c'_\ell)) \text{ in} \\
&\quad (\langle dy'', dy' \rangle, (c''_k, c''_\ell)) \\
&= \text{let } (dy'', (c''_k, c''_\ell)) = \Rightarrow_g(\text{left}(dx), (c'_k, c_\ell)) \text{ in} \\
&\quad (\langle dy'', \text{left}(dy') \rangle, (c''_k, c''_\ell)) \\
&= (\langle \text{left}(dy), \text{left}(dy') \rangle, (c''_k, c_\ell)) \\
&= (\langle \text{left}(dydy') \rangle, (c''_k, c_\ell)) \\
&= \Rightarrow_g(\text{left}(dxdx'), (c_k, c_\ell)) \\
&= \Rightarrow(\langle \text{left}(dxdx') \rangle, (c_k, c_\ell))
\end{aligned}$$

The final equation to preserve is $\langle \text{left}(dx), \text{right}(dy) \rangle = \langle \text{right}(dy), \text{left}(dx) \rangle$. As before, we choose a c_k and c_ℓ and name a few intermediate computations:

$$\begin{aligned}
(dx', c'_k) &= k.\Rightarrow(dx, c_k) \\
(dy', c'_\ell) &= \ell.\Rightarrow(dy, c_\ell)
\end{aligned}$$

Now we may compute:

$$\begin{aligned}
& \Rightarrow (\langle \text{left}(dx), \text{right}(dy) \rangle, (c_k, c_\ell)) \\
& = \text{let } (dy', (c'_k, c'_\ell)) = \Rightarrow_g(\text{right}(dy), (c_k, c_\ell)) \text{ in} \\
& \quad \text{let } (dx', (c''_k, c''_\ell)) = \Rightarrow_g(\text{left}(dx), (c'_k, c'_\ell)) \text{ in} \\
& \quad (\langle dx', dy' \rangle, (c''_k, c''_\ell)) \\
& = \text{let } (dx', (c''_k, c''_\ell)) = \Rightarrow_g(\text{left}(dx), (c_k, c_\ell)) \text{ in} \\
& \quad (\langle dx', \text{right}(dy') \rangle, (c''_k, c''_\ell)) \\
& = (\langle \text{left}(dx'), \text{right}(dy') \rangle, (c'_k, c'_\ell)) \\
& = (\langle \text{right}(dy'), \text{left}(dx') \rangle, (c'_k, c'_\ell)) \\
& = \Rightarrow (\langle \text{right}(dy), \text{left}(dx) \rangle, (c_k, c_\ell))
\end{aligned}$$

The final line follows from the previous one by an argument almost identical (but reversed) to the argument showing that the second-to-last line follows from the first. \square

Adding the first four equations lets us create a projection lens out of smaller parts by observing that there are some new isomorphisms available.

3.5.3 Definition [Projection lenses]: Let f and g be the obvious isomorphisms connecting $X \otimes \text{Unit}$ to X and $\text{Unit} \otimes Y$ to Y .⁸

$$\begin{aligned}
\pi_1 &= (id_X \otimes \text{term}_Y); \text{bij}_f \\
\pi_2 &= (\text{term}_X \otimes id_Y); \text{bij}_g
\end{aligned}$$

We conjecture that these additional laws introduce enough isomorphisms that the tensor product gives rise to a symmetric monoidal category—that is, that tuples may be reordered and reassociated freely, provided the lens program acting on them is reordered and reassociated accordingly—but we have not explored this possibility fully.

We can perform a similar process for sum edits. We add the following equations:

$$\begin{aligned}
\langle \text{switch}_{jk}(m), \text{switch}_{ij}(m') \rangle &= \langle \text{switch}_{ik}(m) \rangle \\
\langle \text{switch}_{ij}(m), \text{stay}_i(m') \rangle &= \langle \text{switch}_{ij}(m) \rangle \\
\langle \text{stay}_j(m), \text{switch}_{ij}(m') \rangle &= \langle \text{switch}_{ij}(mm') \rangle \\
\langle \text{stay}_i(m), \text{stay}_i(m') \rangle &= \langle \text{stay}_i(mm') \rangle \\
\langle d, d' \rangle &= \langle \text{fail} \rangle \quad \text{in all other cases}
\end{aligned}$$

This explains why we did not originally choose to have just two combinators, switch_L and switch_R , which would be interpreted as “switch to the left (respectively, right)

⁸Unlike the analogous state-based lenses from Chapter 2, these projections are *not* parameterized by an element of the set that is being projected away. Never fear: this element is still available, as the *init* value of the appropriate module.

side and reinitialize, no matter which side we are currently on". The idea of the above equations is that they allow us to collapse any sequence of edits down into a single one; if we only allowed ourselves switch_L and switch_R forms, this would not be possible. In particular, we need to represent the fact that a stay_L edit followed by a switch_i edit fails when applied to a value tagged with inr .

As with products, we must check that the remaining definitions are well-formed.

3.5.4 Lemma: In the module defined above for sums, \odot respects the above equations.

Proof: We will give proofs for the first four equations with i, j , and k instantiated to L (proofs for other instantiations are nearly identical). The final equation is respected because every pair of atomic edits not listed in the first four equations results in an edit that cannot be successfully applied to any value (just like the fail edit itself).

For each of the four equations (instantiated to L everywhere) $e = e'$, both $e \odot \text{inr}(y)$ and $e' \odot \text{inr}(y)$ are undefined, so we focus on $e \odot \text{inl}(x)$ and $e' \odot \text{inl}(x)$.

$$\begin{aligned}
\langle \text{switch}_{LL}(m), \text{switch}_{LL}(m') \rangle \odot \text{inl}(x) &= \langle \text{switch}_{LL}(m) \rangle \odot \text{inl}(m' \odot \text{init}) \\
&= \text{inl}(m \odot \text{init}) \\
&= \langle \text{switch}_{LL}(m) \rangle \odot \text{inl}(x) \\
\langle \text{switch}_{LL}(m), \text{stay}_L(m') \rangle \odot \text{inl}(x) &= \langle \text{switch}_{LL}(m) \rangle \odot \text{inl}(m' \odot x) \\
&= \text{inl}(m \odot \text{init}) \\
&= \langle \text{switch}_{LL}(m) \rangle \odot \text{inl}(x) \\
\langle \text{stay}_L(m), \text{switch}_{LL}(m') \rangle \odot \text{inl}(x) &= \langle \text{stay}_L(m) \rangle \odot \text{inl}(m' \odot \text{init}) \\
&= \text{inl}(m \odot m' \odot \text{init}) \\
&= \text{inl}(mm' \odot \text{init}) \\
&= \langle \text{switch}_{LL}(mm') \rangle \odot \text{inl}(x) \\
\langle \text{stay}_L(m), \text{stay}_L(m') \rangle \odot \text{inl}(x) &= \langle \text{stay}_L(m) \rangle \odot \text{inl}(m' \odot x) \\
&= \text{inl}(m \odot m' \odot x) \\
&= \text{inl}(mm' \odot x) \\
&= \langle \text{stay}_L(mm') \rangle \odot \text{inl}(x) \quad \square
\end{aligned}$$

3.5.5 Lemma: If k and ℓ are lenses, then $(k \oplus \ell). \Rightarrow_g$ and $(k \oplus \ell). \Leftarrow_g$ respect the above equations.

Proof: We will show only that \Rightarrow_g respects the equations; the argument for \Leftarrow_g is similar. Choose arbitrary sum edits e_1, e_2 and initial complement $c_0 \in C$ and define:

$$\begin{aligned}
e_{12} &= e_2 e_1 \\
(f_1, c_1) &= \Rightarrow(e_1, c_0) \\
(f_2, c_2) &= \Rightarrow(e_2, c_1) \\
(f_{12}, c_{12}) &= \Rightarrow(e_2 e_1, c_0)
\end{aligned}$$

We must show that $f_{12} = f_2 f_1$ and $c_{12} = c_2$. We will go by case analysis on e_1 and e_2 ; however we can first rule out a few broad categories of such cases. When $\Rightarrow(e_1, c) = (\text{fail}, \text{failed})$ fails, there is very little to prove; we know that $\Rightarrow(e_2, \text{failed}) = (f_2, \text{failed})$ for some f_2 , and hence that $f_2 f_1 = \text{fail}$. Furthermore, it is not hard to see by inspecting the cases where $\Rightarrow(e_1, c)$ fails that $\Rightarrow(e_{12}, c)$ will also fail for any e_2 . Hence $f_{12} = \text{fail} = f_2 f_1$ and $c_{12} = \text{failed} = c_2$. Similarly, when e_2 results in a failure, any combined edit e_{12} will also result in failure. As a final broad category, when the lens has already failed (that is, when $c_0 = \text{failed}$), we observe that the lens preserves the “constructor” of the edit. Since the monoid multiplication inspects only the constructor, the required equation $f_2 f_1 = f_{12}$ will hold, and we will have $c_{12} = \text{failed} = c_2$.

In the following, we therefore assume that no failure occurs. A few definitions will be convenient:

$$\begin{aligned} s(L, dx) &= k.\Rightarrow(dx, k.\text{missing}) & t(L, x) &= \text{inl}(x) & u(\text{inl}(x)) &= L \\ s(R, dx) &= \ell.\Rightarrow(dx, \ell.\text{missing}) & t(R, y) &= \text{inr}(y) & u(\text{inr}(y)) &= R \\ & & & & u(\text{failed}) &= \text{failed} \end{aligned}$$

The cases now proceed as follows:

Case $e_1 = \text{switch}_{hi}(dx')$, $e_2 = \text{switch}_{ij}(dx)$: We have $e_2 e_1 = \text{switch}_{hj}(dx)$. Since we consider only non-failing cases, we know $u(c_0) = h$ —that is to say, the complement and the edit are consistent, and we are translating a “sensible” edit. We know two things: first, $f_1 = \text{switch}_{hi}(dy')$ for some dy' , and second, $u(c_1) = i$. From there, we can define $(dy, c) = s(j, dx)$, so that $(f_2 f_1, c_2) = (\text{switch}_{hj}(dy), t(j, c))$. Moreover, simple calculation (again observing that $u(c_0) = h$ and hence that e_{12} is a sensible edit to apply, according to the complement) shows that also $(f_{12}, c_{12}) = (\text{switch}_{hj}(dy), t(j, c))$, which is equal to the previous tuple, as desired.

Case $e_1 = \text{stay}_i(dx)$, $e_2 = \text{switch}_{ij}(dx')$: Since we know no failure occurs, we must have $u(c_0) = i$. Therefore, e_2 is a sensible edit to apply, and so

$$\Rightarrow(e_2, c_0) = (\text{switch}_{ij}(dy'), t(j, c))$$

where $(dy', c) = s(j, dx')$. Furthermore, e_1 is a sensible edit to apply, so we know $u(c_1) = i$, and hence that $(f_2, c_2) = (\text{switch}_{ij}(dy'), t(j, c))$. Furthermore, since $f_1 = \text{stay}_i(dy)$ for some dy , we know $f_2 f_1 = f_2$. But since $e_{12} = e_2$,

$$\begin{aligned} (f_{12}, c_{12}) &= \Rightarrow(e_{12}, c_0) \\ &= \Rightarrow(e_2, c_0) \\ &= \Rightarrow(e_2, c_1) \\ &= (f_2, c_2) \\ &= (f_2 f_1, c_2) \end{aligned}$$

as desired.

Case $e_1 = \text{switch}_{ij}(\text{dx}')$, $e_2 = \text{stay}_j(\text{dx})$: Again, we observe that we must have $u(c_0) = i$. Therefore we simply appeal to the homomorphism laws for $k.\Rightarrow$ (when $j = L$) or $\ell.\Rightarrow$ (when $j = R$). For example, when $j = L$ and hence $c_0 = \text{inl}(c)$, we can define:

$$\begin{aligned} (\text{dy}', c') &= k.\Rightarrow(\text{dx}', k.\text{missing}) \\ (\text{dy}, c'') &= k.\Rightarrow(\text{dx}, c') \\ (\text{dy}'', c''') &= k.\Rightarrow(\text{dxdx}', k.\text{missing}) \end{aligned}$$

Then, by computation:

$$\begin{aligned} (f_1, c_1) &= (\text{switch}_{il}(\text{dy}'), \text{inl}(c')) \\ (f_2, c_2) &= (\text{stay}_L(\text{dy}), \text{inl}(c'')) \\ (f_{12}, c_{12}) &= (\text{switch}_{il}(\text{dy}''), \text{inl}(c''')) \\ f_2 f_1 &= \text{switch}_{il}(\text{dydy}') \end{aligned}$$

Finally, appealing to $k.\Rightarrow$'s homomorphism law, we conclude $\text{dy}'' = \text{dydy}'$ and $c''' = c''$, and hence that $(f_2 f_1, c_2) = (f_{12}, c_{12})$.

Case $e_1 = \text{stay}_i(\text{dx}')$, $e_2 = \text{stay}_i(\text{dx})$: Much like the previous case, since $u(c_0) = i$, we appeal directly to the homomorphism law for the underlying \Rightarrow operations; the only difference from the previous case is that we begin with a complement that may not be $k.\text{missing}$ or $\ell.\text{missing}$. \square

Unfortunately, the *partition* lens as given does *not* respect the above equations. It seems possible to enforce them by also imposing equations on list edits that coalesce adjacent *reorder* operations. We leave this to future work.

In a similar vein, we can impose equations on container edits—indeed, we need them, since we would like lists to form a special case of containers so that, possibly after *restructuring*, we can *partition* and reassemble containers, too. These equations would in particular allow us to coalesce adjacent reorderings and to reorder insertions and deletions with other edits so that insertions and deletions always come first. This would also give rise to a compact normal form of container edits. Again, we leave this to future work.

3.6 From State-Based to Edit Lenses and Back

Recall from Chapter 2 that a state-based symmetric lens ℓ between *sets* X and Y comprises a set of complements C , a distinguished element $\text{missing} \in C$, and two functions

$$\begin{aligned} \text{putr} &\in X \times C \rightarrow Y \times C \\ \text{putl} &\in Y \times C \rightarrow X \times C \end{aligned}$$

satisfying some round-tripping laws. Now, for any set X we have the monoid O_X whose elements (edits) are lists of overwriting elements of X modulo the equality $xx = x$. An action of O_X on X is defined by $\langle \rangle x = x$ and $\langle x, w \rangle y = x$ where $x \in X, w \in X^*$. Note that this is well defined as $x(xy) = x = xy$. If, in addition, we have a distinguished element $x \in X$, we thus obtain a module denoted X_x where $|X_x| = X$ and $init_X = x$ and $\partial X_x = O_X$.

We are now ready to give the definition of the lifting operation that turns any symmetric, state-based lens between inhabited types into a symmetric edit lens.⁹

$\begin{array}{c} \ell \in X \leftrightarrow_s Y \quad x \in X \\ \hline \ell.putr(x, \ell.missing) = (y, c_0) \\ \hline \partial_x \ell \in X_x \leftrightarrow Y_y \end{array}$	
C	$= \ell.C$
$missing$	$= c_0$
K	$= \{(x, c, y) \mid \ell.putr(x, c) = (y, c)\}$
\Rightarrow_g	$= \ell.putr$
\Leftarrow_g	$= \ell.putl$

$\partial_x \ell$ is a symmetric edit lens and the passage from ℓ to $\partial_x \ell$ is compatible with the equivalences on symmetric lenses and symmetric edit lenses. The equations for \Rightarrow and \Leftarrow are well-defined because the round-trip law for symmetric lenses guarantees that putting the same value twice in a row results in the same output both times (hence if edits will be coalesced in X_x , they will be translated to edits that get coalesced in Y_y), and the consistency relation is likewise preserved because the roundtrip laws for symmetric lenses guarantee that any given *putr* or *putl* results in a “stable state”.

3.6.1 Theorem: If k and ℓ are state-based lenses and $k \equiv \ell$, then $\partial_x k \equiv \partial_x \ell$.

Proof: Suppose S is a witness that $k \equiv \ell$. Then we define $\partial_x S$ as follows:

$$\partial_x S = \{(x, c_k, c_\ell, y) \mid (c_k, c_\ell) \in S \wedge x \in X \wedge y \in Y\}$$

Let us write $(y_k, c_{0k}) = k.putr(x, k.missing)$ and $(y_\ell, c_{0\ell}) = \ell.putr(x, \ell.missing)$. Since $(k.missing, \ell.missing) \in S$, we know $y_k = y_\ell$ and $(c_{0k}, c_{0\ell}) \in S$. The former equality tells us that at least the two lenses have the same type—that is, $Y_{y_k} = Y_{y_\ell}$ as modules—while the latter inclusion lets us observe that

$$(init_{X_x}, (\partial_x k).missing, (\partial_x \ell).missing, init_{Y_y}) = (x, k.missing, \ell.missing, y) \in \partial_x S$$

where we abbreviate y_k and y_ℓ by the name y .

⁹The unique state-based lens between uninhabited types can be lifted to the unique edit lens between degenerate modules.

It remains to show that $\partial_x S$ is preserved by \Rightarrow and \Leftarrow (definedness is not in question since the modules in question have no partial edits); these arguments are very similar, so we focus on the one for \Rightarrow . We have $x_0 \in X, y_0 \in Y, (c_k, c_\ell) \in S, dx \in X_x$. We must show that computing \Rightarrow with these values produces values that form a tuple in $\partial_x S$. We proceed by induction on dx .

In case $dx = \langle \rangle$, we are done: after computing \Rightarrow , we still have x_0, y_0, c_k , and c_ℓ . Otherwise, $dx = x_1:dx'$ and the induction hypothesis tells us that if the two equations

$$\begin{aligned} (\partial_x k).\Rightarrow(dx', c_k) &= (dy_k, c'_k) \\ (\partial_x \ell).\Rightarrow(dx', c_\ell) &= (dy_\ell, c'_\ell) \end{aligned}$$

hold then $(c'_k, c'_\ell) \in S$ and $dy_k = dy_\ell$. We can then conclude that if $k.putr(x_1, c'_k) = (y_k, c''_k)$ and $\ell.putr(x_1, c'_\ell) = (y_\ell, c''_\ell)$ then $y_k = y_\ell$ and $(c''_k, c''_\ell) \in S$ because S is a witness that $k \equiv \ell$. We now compute with these definitions that $(\partial_x k).\Rightarrow(dx, c_k) = (y_k:dy_k, c''_k)$ and $(\partial_x \ell).\Rightarrow(dx, c_\ell) = (y_\ell:dy_\ell, c''_\ell)$. But we have already seen that $y_k:dy_k = y_\ell:dy_\ell$ and $(c''_k, c''_\ell) \in S$, so we are done. \square

Let X be a module. A *differ* for X is a binary operation $dif \in |X| \times |X| \rightarrow \partial X$ satisfying $dif(x, x')x = x'$ and $dif(x, x) = \mathbf{1}$. (The edit $dif(x, x')$ is permitted to be partial everywhere except x .) Thus, a differ finds, for given states x, x' , an edit operation dx such that $dx \ x = x'$ and dx is “reasonable” at least in the sense that if $x = x'$ then the produced edit is minimal, namely $\mathbf{1}$. For example, the module X_x for set X and $x \in X$ admits the *canonical differ* given by $dif(x, x') = x'$ if $x \neq x'$ and $dif(x, x) = \mathbf{1}$, otherwise.

Given an edit lens ℓ between modules X and Y , both equipped with differs, we define a symmetric lens $|\ell|$. The passage $\ell \mapsto |\ell|$ is compatible with lens equivalence.

$\frac{\ell \in X \leftrightarrow Y}{ \ell \in X \leftrightarrow_s Y }$	
C	$= X \times \ell.C \times Y $
$missing$	$= (init_X, \ell.missing, init_Y)$
$putr(x, (x_0, c, y_0))$	$= (dy \ y_0, (x, c', dy \ y_0))$
	where $(dy, c') = \ell.\Rightarrow(dif(x_0, x), c)$
$putl(y, (x_0, c, y_0))$	analogous

3.6.2 Theorem: Let X, Y be sets with distinguished elements x and y and equip the associated modules X_x and Y_y with their canonical differs. The constructions $|-|$ and ∂_x then establish a one-to-one correspondence between equivalence classes of edit lenses between X_x and Y_y , on the one hand, and state-based lenses between X and Y for which x and y are already consistent, on the other.

Proof: Let ℓ be a state-based lens between sets X and Y and let $x \in X$, $y \in Y$ satisfy $\ell.putr(x, \ell.missing) = (y, \ell.missing)$. To show that $|\partial_x \ell| \equiv \ell$ we use the simulation $R = \{((x, c, y), c) \mid \ell.putr(x, c) = (y, c)\}$. Conversely, if $\ell \in X_x \leftrightarrow Y_y$ then $\ell \equiv \partial_{init_x} |\ell|$. To see this, we use the simulation $S = \{(x, c, (x, c, y), y) \mid x \in X, y \in Y, c \in \ell.C\}$. We omit the verification of both simulations. \square

The theorem’s condition that $(x, \ell.missing, y)$ already be a consistent triple may look strong at first, but one can simply take an arbitrary lens and “step” it once by x (producing a new lens whose *missing* component is given by *putr*) to produce a lens with essentially the same behavior but a stable *missing* component. We conjecture that this “isomorphism” between state-based and certain edit lenses is also compatible with various lens constructors, in particular tensor product and sum.

3.7 Conclusion

Recall from Chapter 1 that there are four high-level challenges in the design of bidirectional programming languages: alignment, symmetry, performance, and syntax. The tools from Chapter 2—existentially quantified complement sets and an equivalence relation to quotient out uninteresting differences between them—enabled a symmetric system that nevertheless supports a range of useful transformations. This chapter’s approach retains those tools while tackling the remaining two challenge areas of alignment and performance. We identified an abstract model for edits and edit transformations—monoids and monoid homomorphisms, respectively—and investigated instantiations of these models to the standard basic data types and operations. In our investigation, we showed that the natural instantiations (in particular our list and container edit monoids) enable rich alignment information to be provided to, processed by, and received from our transformations. Moreover, our lens transformations traverse edits and complements, but not repositories. Because our instantiations of edit monoids contain significantly less data than the repositories (and complements are typically trivial or at most represent the spine of the data), traversals of these data should require less processing power, memory, and transmission bandwidth. Viewing edits as a compression scheme for updated repositories, we have shown that edit lenses can compute on the compressed data directly without decompressing; this is a significant proof burden for other compression techniques. We have shown that these techniques for alignment representation and processing efficiency are applicable within the realm of symmetric lenses and compatible with most of the transformations needed for a comprehensive syntax of edit lenses.

Chapter 4

Prototype Library for Edit Lenses

4.1 Introduction

Having developed the theory of lenses and instantiating the framework with a syntax, we now give an exposition on preliminary efforts to instantiate the syntax as a concrete program. Our work on a prototype has two main purposes. The edit lens framework is predicated on a relatively abstract, algebraic data model, whereas long-term data storage on computers typically employs a fairly low-level model based on strings. When only the data is important, these two realms are usually connected by defining a parser that processes strings and produces a more structured representation, as well as a formatter that produces a string representation of a given structure. For edit lenses, however, not only the data is important; one also wants access to the edits made to the data. So the primary goal is to investigate what extensions are needed to describe the connection between edits to strings and edits to structured data. A secondary goal is to validate that the fundamental edit lens design is complete; producing a few example transformations gives an opportunity for any unforeseen infelicities to manifest. In the pursuit of these goals, we discuss two artifacts: first, a core library which closely models the edit lens theory given in Chapter 3; and second, a demonstration program that synchronizes two simple, text-based databases according to a predetermined lens. Creating the demonstration program involved building a text-editing GUI, connecting the lens to the GUI, and validating and extracting edits from user actions. All of these tasks fall outside the realm of the existing edit lens theory.

We have chosen to implement our demo in Haskell, a language which encourages high abstraction levels, supports rapid prototyping, and has good library support. Because one of our primary goals was experimentation, we wanted to retain a lightweight approach throughout; in particular we chose not to begin with a mechanization of the theory in a dependently-typed language. While avoiding the need for proofs significantly reduced the implementation effort, several implementation details would have been more naturally expressed in a dependent language: instances of container

types are dependent pairs of a shape and a function whose domain is that shape, and module types are essentially dependent functions which take a value and produce the type of the module with that value as its *init* field. We also investigated extending Boomerang [9], an existing asymmetric, state-based string lens implementation. Boomerang is very complete, and consequently would have required many tangential coding efforts; to avoid distractions, we chose to take a less feature-complete route. However, we retained Boomerang’s choice of string-based data model since, as discussed above, this closely matches real-world scenarios.

Several Haskell packages offer implementations of asymmetric, state-based lenses, typically with the goal of providing an improved alternative syntax for Haskell’s built-in mechanisms for updating complicated data structures. The largest one, **lens** [34], has found wide use in a variety of applications, and is intended to be a one-stop library for modifying data, includes an enormous array of utilities, including many useful operations which do not at first glance appear related to asymmetric, state-based lenses. It has been developed by a large team of volunteers over several years, resulting in tens of thousands of lines of code. In contrast, the demonstration discussed here was developed by a single researcher over the course of several months, so its goals and scope are necessarily more focused. In particular, we do not try to match the breadth of lens and lens combinators provided by **lens**, though our lenses do offer additional capabilities for parsing, serialization, and edit discovery.

Indeed, supporting edit discovery is our primary challenge. We will discuss this problem in detail below; in short, it is an edit-based analog to the problem of parsing. With edit lenses, there are always two domains of discourse: the collection of repositories and the collection of edits. Repositories store ordinary data, and the problem of connecting strings with structured data is well-studied under the umbrella of parsing. (Turning structured data into a string—often called serialization—is typically a significantly simpler task.) However, standard parsing techniques—even incremental techniques purportedly designed for making it easy to maintain a correct parse tree in the presence of ongoing updates—do not adequately describe the connection between string modifications and edits in the sense described in Chapter 3. One could avoid the situation entirely by designing a structured editor. Historically, though, structured editors have failed to take—perhaps because their strictures are too confining for day-to-day editing tasks—so we chose to avoid this route. Below, we propose heuristics that seem to behave acceptably in a number of standard cases. Though they are somewhat tailored to the file format under consideration here and reflect some unusual user actions as edits with slightly different meanings, they nevertheless enable an editor with none of the restrictions traditionally associated with structured editors.

Beethoven,1770	Beethoven;Germany
Bach,1685	Bach;Germany
Wagner,1813	Wagner;Germany
Haydn,1732	Haydn;Austria
Brahms,1833	Brahms;Germany

(a) An initial pair of databases in two text editing panes.

Beethoven,1770	Beethoven;Germany
Mozart,0000	Mozart;Austria
Bach,1685	Bach;Germany
Wagner,1813	Wagner;Germany
Haydn,1732	Haydn;Austria
Brahms,1833	Brahms;Germany

(b) Inserting Mozart on the right introduces default data on the left.

Beethoven,1770	Beethoven;Germany
Mozart,0000	Mozart;Austria
Bach,1685	Bach;Germany
Wagner,1813	Wagner;Germany
Brahms,1833	Brahms;Germany

(c) Deleting Haydn from one side is reflected to the other automatically.

Beethoven,1770	Beethoven;Germany
Mozart,0000	Mozart;Austria
Bach,1685	Bach;Germany
Wagner,1813	Wagner;Germany
Hayn,1732	Hayn;Unknown
Brahms,1833	Brahms;Germany

(d) A default country is used for the new row on the right.

Beethoven,1770	Beethoven;Germany
Mozart,0000	Mozart;Austria
Bach,1685	Bach;Germany
Wagner,1813	Wagner;Germany
Hayn,1732	Hayn;Austria
Brahms,1833	Brahms;Germany

(e) Correcting Haydn's country has no effect on the birth year list...

Beethoven,1770	Beethoven;Germany
Mozart,0000	Mozart;Austria
Bach,1685	Bach;Germany
Wagner,1813	Wagner;Germany
Haydn,1732	Haydn;Austria
Brahms,1833	Brahms;Germany

(f) ...but correcting the spelling of Haydn in either list corrects both.

Beethoven,1770	Beethoven;Germany
Mozart,1756	Mozart;Austria
Bach,1685	Bach;Germany
Wagner,1813	Wagner;Germany
Haydn,1732	Haydn;Austria
Brahms,1833	Brahms;Germany

(g) More bizarre edits, like this deletion that spans records...

Beethoven,1770	Beethoven;Germany
Mozart,1756	Mozart;Austria
Bach,1685	Bach;Germany
Wagner,0000	Wagner;Austria
Brahms,1833	Brahms;Germany

(h) ...reset the alignment, but only for the affected records.

Figure 4.1: A demonstration use of the prototype, using the composers lens

4.2 Usage Example and Functionality

In order to ground the discussion, we give here a quick overview of the capabilities of the program we have built. When started, the program presents a GUI containing two text-editing panes in which the user can freely type. The two texts in the panes are connected by a lens, so that when the text in one pane has been suitably modified, the text in the other pane spontaneously changes to maintain synchrony. The particular lens we will demonstrate below is a variant of the lens in Figure 1.5, but instead of connecting teachers, salaries, and room assignments, we will connect composers, birth years, and birth countries. In one repository, we will have a list of newline-terminated records, where each record has a composer’s name and birth year separated by a comma. In the other, each record has a composer’s name and birth country separated by a semicolon. Figure 4.1a gives a pair of example synchronized repositories entered into our program’s text panes. In the abstract notation of Chapter 3, the lens connecting the two panes might be written as $(id \otimes disconnect)^*$. The concrete lens used here must include a bit more information—for example, instructions to change the comma separating parts of the record into a semicolon, or a check that dates consist of exactly four digits—but we will skip discussing these surface syntax issues for now. In any case, the typical chain of events begins with the user making an edit to one of the repositories. This user action is processed to produce alignment information between the old and new repositories, which is handed to the underlying edit lens’ \Rightarrow or \Leftarrow function; the computed edit is then used to produce a “user” action which is automatically applied to the other repository.

The remainder of Figure 4.1 demonstrates how the text panes would evolve under a few plausible edits to the repositories. Part b shows what happens when the user adds an extra line to the text pane on the right. As the right-hand repository now has an extra record for Mozart, the lens produces an insertion that adds a record for Mozart to the repository on the left, using a default birth year. Since the insertion is inferred by watching the typing commands performed by the user, the alignment for insertions of this kind can be exact: even if the user were to duplicate a record from elsewhere in the database, no confusion would arise, and a new record would appear with default data in the correct location in the other repository. Similarly, when the user deletes a line—in this case, the record for Haydn—on the right, the program maintains synchrony by deleting the record for Haydn from the left pane, as shown in part c. The left pane may also be edited by the user, as demonstrated in part d, where Haydn (temporarily misspelled as “Hayn”) has been re-inserted into the repository on the left, resulting in a computed insertion containing a default country on the right. In addition to the wholesale insertion and deletion of records, the user may modify parts of a single record, and the program will correctly maintain alignment of the edited records. Part e shows that modifications to data that appears in only one repository has no effect on the other, while in part f the user has corrected the name “Hayn” to “Haydn” in the right repository, and this is correctly reflected as an update to the left repository without losing Haydn’s birth year. Because we have access to the actions

performed by the user, we need not guess about whether the old “Hayn” record should be aligned with the new “Haydn” record in this case. On the other hand, there are certainly edits where the user intention is still not entirely clear; parts g and h show the user constructing a new record on the right that contains bits and pieces of several old records (by performing a deletion that crosses record boundaries). As pictured, our heuristics choose to treat this as a deletion of all the old records that contributed and the insertion of a completely fresh record, so a default birth year is used for the new record in the left repository.

The user gesture of parts g and h just discussed begins to hint at some of the oddities that can arise when attempting to translate between edits to a serialized structure and edits to the abstract structure, which we will discuss in §4.3.

4.3 Implementation Details

In this section, we will begin with a brief overview of the architecture of the program, with an eye toward guiding the interested reader towards the appropriate part of the full source in Appendix A. The explanatory material in this part will therefore be quite brief. We will then discuss the heuristics used to convert user actions into edits in some detail. After describing the current transformation, we will consider some advantages and disadvantages of this approach as well as possible ways forward with this challenging area of the implementation.

The program code broadly recapitulates the development of edit lenses in Chapter 3, though behavioral equivalence does not make an appearance, since its primary use is in proofs. A typeclass for monoids already exists in the base libraries of Haskell; an extension of this typeclass to a class for modules, along with facilities for building modules in terms of free monoids, is given in `Data.Module.Class` (§A.20). We chose to implement lenses as a typeclass as well; thus, to create a new lens, one typically declares a new type with a single constructor.¹ One can view this as giving a way to overload the names `dputr` and `dputl`—the way we write \Rightarrow and \Leftarrow in the implementation—for many lenses. This typeclass, along with facilities for defining \Rightarrow and \Leftarrow by monoid presentation, is available from `Data.Lens.Edit.Stateful` (§A.17). The `Stateful` part of the name alludes to the existence of a complement; `Data.Lens.Edit.Stateless` (§A.18) contains an experimental typeclass for edit lenses which do not need a complement, and many of the lens types we define below will implement both the `Stateful` and `Stateless` versions of the `Lens` typeclass. These modules together cover the theoretical framework of edit lenses, but give no syntax.

¹Another approach would be to write lenses as a record; using a typeclass makes associating a complement type with the lens slightly less intrusive. Yet another way would be to give an explicit type representing the abstract syntax tree of edit lenses given in this work; one advantage of typeclasses over algebraic types is that they are open, meaning programmers can add to the collection of lenses without modifying the core library.

The basic lenses (*id*, composition, $-^{\circ p}$, and *disconnect*) are implemented in the `Data.Lens.Edit.Primitive` (§A.15) module. The *Unit* edit module is implemented in `Data.Module.Primitive` (§A.23). The modules for tensor products and sums are given in `Data.Module.Product` (§A.24) and `Data.Module.Sum` (§A.26) (and are built on the product and sum types from Haskell’s base library), and the lenses are given in `Data.Lens.Edit.Product` (§A.16) and `Data.Lens.Edit.Sum` (§A.19). Similarly, the module for list editing is given in `Data.Module.List` (§A.22) (and is built on the list type from Haskell’s base library), while the *map* and *partition* lenses are implemented in `Data.Lens.Edit.List` (§A.14). There is no generic container type in Haskell’s base library, so this is given in `Data.Container` (§A.8), together with the module for editing list shapes from Example 3.4.6 in `Data.Module.Shape` (§A.25), a module for editing containers in `Data.Module.Container` (§A.21), and the mapping lens in `Data.Lens.Edit.Container` (§A.13).

This completes the recapitulation of edit lenses; the program itself then includes a handful of modules that go beyond the theory. `Data.Module.String` (§A.6) contains the most interesting extended functionality. It includes the `StringModule` typeclass which adds methods for parsing, serializing, and checking validity of repository strings—all fairly routine operations—as well as a method for translating string edits to Module edits. This typeclass is then instantiated for a handful of types, and some utilities are given for defining base modules with a particular *init* value. These utilities are wrapped up in `Data.Lens.Edit.String` (§A.5), which offers some combinators for creating triples containing a value with a `StringModule` instance for each repository and a value with a `Lens` instance connecting the Modules associated with those `StringModules`. Finally, the top-level program lies in `lens-editor.hs` (§A.3), which defines a particular string lens, constructs a GUI with two text panes, allocates a reference cell for the complement, and connects the text panes’ editing events to invocations of the appropriate `StringModule` methods. This discussion is summarized in Figure 4.2.

Given this overview, let us discuss in more detail the process of turning the user’s edit actions into Module-based edits. The GUI glue code observes user actions and abstracts them into the `Edit` type:

```
data Edit = Insert Int String | Delete Int Int
```

Here, one should think of `Insert n s` as being an insertion of string *s* before index *n* (with index 0 being the first character), and `Delete m n` as deleting the range which begins before index *m* and ends after index *n*. In the typical case, an insertion contains just a single character corresponding to the key most recently tapped by the user, and the range described by a deletion is just one character wide, containing the character near the cursor when the user tapped the backspace or delete key. Often this granularity is too fine; for example, when modifying a year from 1234 to 1357, the intermediate states 123, 12, 1, 13, and 135 are not (intended to be) valid years. To accommodate this, the GUI waits until the repository string is in a valid format,

Data.Container a generic container type, with a typeclass for container shapes

Data.Iso a data type for isomorphisms (primarily used internally)

Data.Lens.Bidirectional a typeclass for bidirectional transformations, used to unify the source- and target-type structure of isomorphisms and the two kinds of lenses

Data.Lens.Edit convenience module: re-exports some submodules

- .Stateful** Lens typeclass for standard edit lenses
- .Stateless** Lens typeclass for edit lenses with no complement
- .Primitive** base lenses
- .Product** \otimes lens combinator
- .Sum** \oplus lens combinator
- .List** `map` and *partition* lenses
- .Container** container-mapping lens
- .String** lens combinators that also construct `StringModules`

Data.Module convenience module: re-exports some submodules

- .Class** Module typeclass, with instance for free monoid-based modules
- .Primitive** *Unit* module
- .Product** \otimes module
- .Sum** \oplus module
- .List** $-^*$ module
- .Shape** a module for editing the shape of lists construed as containers
- .Container** container-based module
- .String** `StringModule` typeclass and instances for the several modules

Main set up and execute a `StringModule`-powered GUI

Figure 4.2: Summary of the module hierarchy in the prototype implementation

batching together edit actions.² The conglomerated `[Edit]` list, which represents an action that transforms a valid repository into another valid repository, is then handed off as one of the arguments to the string module's edit parser.

The full type of the edit parser itself is specified in the `StringModule` typeclass. We sketch the typeclass here, along with its superclass, `Module`.

```
class (Default (V dX), Monoid dX)  $\Rightarrow$  Module dX where
  type V dX
  apply :: dX  $\rightarrow$  V dX  $\rightarrow$  Maybe (V dX)
```

```
class Module (M m)  $\Rightarrow$  StringModule m where
  type M m
  edit :: m  $\rightarrow$  V (M m)  $\rightarrow$  [Edit]  $\rightarrow$  M m
  -- etc.
```

Recall that a module has two types, namely the type of repository values X and the type of edits ∂X ; the declaration of the `Module` typeclass reflects these two types as `V dX` and `dX`, respectively (mnemonic: `V dX` are the *values* associated with edits `dX`). Thus the type of the edit parsing function, named `edit`, may be read: given some string-module specific information, a particular repository value, and a sequence of abstracted user actions, produce an edit for the associated module. This is the key method we wish to implement; and, since it is a typeclass method, we may implement it separately for each module. Note that values of type **String** together with edits of type `[Edit]` do *not* form a module,³ hence it does not make sense to impose the same restrictions on this function as we do on edit lens put functions.

For our basic string modules—the ones we use with *id* and *disconnect* lenses—we have a free choice of repository value type and edit type, so there the implementation is easy: we can choose the values to be **Strings** and the edits to be values of type `[Edit]`, and let the edit function simply return the string edits it is provided. However, the tensor product and list modules do not share this simplicity. The product module is simpler than the list module, but has most of the important complications, so we focus there.

First we must choose a serialization. The natural choice is to serialize pairs via concatenation: when value *a* is represented by string *sa* and value *b* is represented by string *sb*, we will represent the pair (*a*,*b*) by the string *sa ++ sb*. For example, the comma-separated composer and date pairs in our example are actually the serialization of nested pairs (**String**,(**String**),(**String**)), where the extra `()` value is a placeholder for the comma separator. The Haskell value `("Beethoven",((),"1770"))` would be serialized this way:

²One could also consider batching together edit actions indefinitely until the user explicitly requests a run of the lens. Implementing a mode like this would be straightforward.

³Conglomerated string edits often take the string from a parsing state to a non-parsing one and back. Representing this in our module framework would involve a prefix of the edit to have undefined edit application; but then no suffix can recover from a failed edit.

Beethoven							(1770					
B	e	e	t	h	o	v	e	n	,	1	7	7	0

Notionally, there are invisible boundaries in the text before and after the comma, delimiting the portions of the text that correspond to the three parts of the structured value. A natural idea for a heuristic is to try to track these boundaries as text is inserted and deleted and partition the string edits according to where they occur in relation to the chunk boundaries. For a simple example of where this heuristic works well, consider the edit which inserts "Ludwig van " and changes 1770 to 1760:

original	Beethoven	,	1770
Delete 12 13	Beethoven	,	170
Insert 12 "6"	Beethoven	,	1760
Insert 0 "Ludwig van "	Ludwig van Beethoven	,	1760

It seems clear that the right way to split this up is to group together (and re-index) the edit [Delete 2 3, Insert 2 "6"] to the date, give an empty edit [] for the separator, and separate the final edit [Insert 0 "Ludwig van "] to the composer.

There are several tricky cases to consider, which we discuss in turn below: insertions may happen at the boundary, deletions may span a boundary, deletions may cause candidate boundaries to coincide, and the boundary may jump if an insertion or deletion significantly changes the parse tree. We will tackle the first two problems by nondeterministically guessing the right way to move the boundary at such edits; the third problem by choosing an arbitrary tie-breaking rule; and the fourth problem by having a backup plan of doing a complete re-parse (and consequently losing all alignment information).

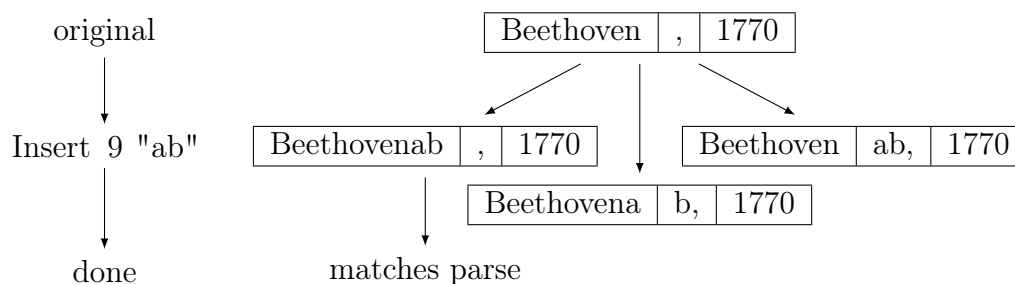
Consider the difference between the following two insertions:

original	Beethoven	,	1770
Insert 9 "x"	Beethovenx	,	1770

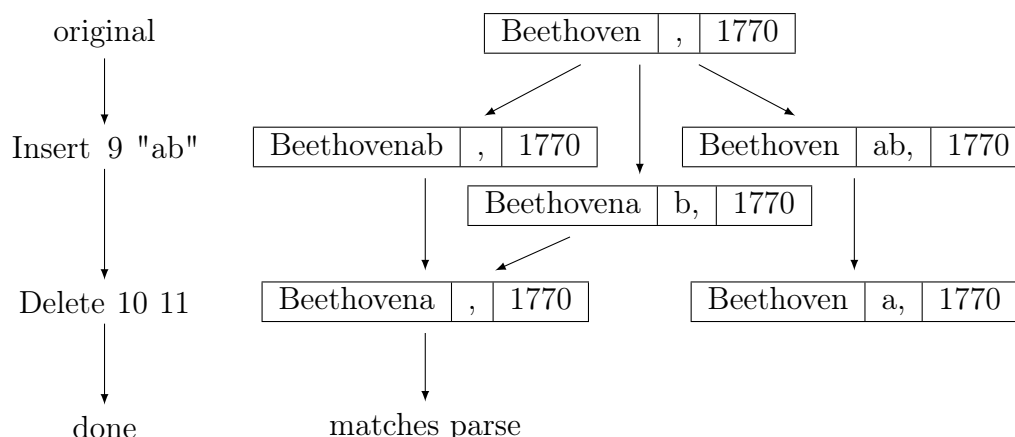
original	Beethoven	,	1770
Insert 10 "x"	Beethoven	,	x1770

Hidden in the above illustration, we have made a subtle decision in our interpretation of the two insertions. In the former insertion, index 9 is between Beethoven and the separating comma, directly on the boundary, and after the insertion we have moved the boundary to the right to accommodate the new character; in the latter insertion, index 10 is between the separating comma and 1770, again on the boundary, but this time after the insertion we do not move the boundary to accommodate the new character, preferring instead to put the new character after the boundary. In both cases, the decision is made this way because we know the middle chunk must contain exactly the string "," so that if we wish the three chunks to successfully parse we *must* put the boundaries as we did. So our parsing routine must inform our movement of boundaries during insertions; but in general the string that results from an insertion

may not parse (for example, "x1770" is not a valid date). The solution is to track multiple candidate boundary locations; once we have processed all edits and the string is back in a parsing state, we then inspect where the boundary ended up. If this corresponds to any of our candidates, we then guess that the appropriate candidate faithfully tracks the motion of the boundary through all the edits. Extending the above example, this might proceed as follows:



For this insertion, we guess all reasonable new boundary positions, track them through whatever additional edits there are (in this case, none), then prune away all the candidate boundary positions that do not match the actual parse of the final repository. This offers a very convenient way to handle a second problem, namely, that deletions may include a chunk boundary: we choose to simply prune any candidate boundaries which would lie entirely inside a deletion. On the other hand, this nondeterminism also opens us up to another kind of problem. Consider what happens if we subsequently delete the just-inserted "b":



We can choose between different boundary locations by examining where the parser tells us chunk boundaries actually fall; but it is not clear that one path or the other from the starting boundary locations to a particular choice of final boundary locations is more canonical. (Choosing one path or the other, in this case, corresponds to choosing whether to pass the temporary insertion of a "b" to the composer lens or the separator lens to handle.) When there are many paths, our current heuristic arbitrarily chooses one and discards the rest.

A final subtlety is that insertions and deletions can make the boundary jump to a completely fresh place unrelated to the previous boundary location.⁴ To see why, we will briefly consider a slight variation on the running example we have been using so far. In this variation, we will have only two fields; the first field is terminated by a comma, and the second field has no commas at all, so that if there are multiple commas the final one appears before the boundary. For example, "foo,bar,baz" is a repository in this format representing the pair ("foo,bar,", "baz"). Now deleting a terminator with an edit like Delete 11 12 shows how boundaries can jump:

original	foo,bar,	baz
Delete 11 12	foo,	barbaz

Our existing heuristics would only generate candidate boundaries near the deletion point. Insertions can be similarly problematic; for example, re-inserting the deleted "," would cause the boundary to jump back, even though no boundary was near the insertion point. In case none of our boundary candidates match the actual final boundary location, we bail: instead of passing on alignment information derived from the user's actions, we pass on an edit which completely overwrites the repository. So for the above scenario, we would generate and pass on the edits [Delete 0 12, Insert 0 "foo,"] to the edit processor for the first field and [Delete 0 3, Insert 0 "barbaz"] for the second field.

When editing lists rather than pairs, we use essentially the same repertoire of tricks, with the exception that in case the correct boundary locations are not all among the candidates we resort to using the diff algorithm rather than emitting a complete rewrite edit. As noted in the source, there are many obvious opportunities for improvement here.

Overall, the process described above succeeded in transforming string edits into structured edits correctly reasonably often during our limited experiments, but it is unsatisfactory in many ways. It is not clear that its effectiveness would scale well with the complexity of the format being parsed. Our example was particularly simple, so perhaps there are hidden difficulties that a larger-scale example would expose. Additionally, the current implementation does not make a serious attempt to realize the performance advantage that edit lenses are intended to enable. Entire repository strings are reparsed on every key stroke, and the edit translation functions walk at least the spine of the repository and in some cases do considerably more. Thirdly, the string modules are built up compositionally, like modules and lenses are. This is convenient from the perspective of an implementor, but one of the lessons of matching lenses [7] is that a global analysis and optimization of changes can often make better decisions than a compositional one. A final consideration is that the heuristics here do not adequately reflect all user actions, and in particular copy-and-paste operations on lists do not get translated to reordering edits; however, unlike

⁴In certain pathological cases, it seems possible to cause the boundary to jump not just far from its previous location, but also far from the insertion or deletion point.

the previous considerations, it seems that the heuristics could be extended with some engineering effort to handle this transformation.

A really satisfactory transformation between user actions and module edits seems to be a ripe area for serious research. It may be possible to draw some inspiration from the incremental parsing literature, though the problem being explored here seems to be slightly richer. Incremental parsers are very good at improving the efficiency of parsing when the string under consideration has not changed much; however, they do not make a serious attempt to track provenance or alignment. In particular, if there is editing information available, typical incremental parsers will use this to find the smallest region that needs to be reparsed but otherwise ignore all the rich semantic content available in the edit, and it is not clear how to recover this valuable alignment information just by looking at the (efficiently-produced) parse trees. It does seem possible to align the chunks of the parse tree that were not re-parsed; but an ideal algorithm would also be able to give some information about the connection between the newly parsed chunk of the tree and the old tree.

4.4 Conclusion

The full source code of the prototype is given in Appendix A. It includes an elegant core library, which is an indication that the theoretical foundations discussed in this dissertation can be realized as code, and an associated program which extends the foundations and shows one way to extract alignment information from observations of the actions taken by the user to modify the repository. This observation process turned out to be surprisingly difficult; for the techniques discussed here to be practical, they will need to be refined to improve their robustness and to investigate their performance characteristics. Satisfactory progress may require a general theory for lifting parsing techniques to the domain of edits. Nevertheless, the framework built here could be used as the basis for further studies on performance, the usability of the syntax (by generating additional example lenses), and the general practical applicability of edit lenses. Applications such as file synchronization, text editing, database engines, client-server applications, system configuration, or software model transformations may all be able to reuse parts of the library given here.

Chapter 5

Related Work

Recent years have seen a large body of work on bidirectional transformations in general, and frameworks based on the language-based approach embodied by lenses in particular. A great deal of the work is motivated by the apparent difficulty of the alignment problem discussed in §1.2. Table 5.1 gives a summary of the most closely related work in the area. The first four columns indicate whether the approach addresses alignment, symmetry, performance, and syntax concerns, while the final column gives a pointer to a section with more in-depth discussion of the approach.

Asymmetric delta lenses and group-based lenses are extensions of asymmetric, state-based lenses which replace all or most of the repository data that a lens consumes or produces with edit information, instead. Symmetric delta lenses extend asymmetric delta lenses with some significant additional machinery for handling complement information, very similarly to the way our symmetric lenses generalize asymmetric, state-based lenses. The two variants of delta lenses are predicated on a model of edits which includes information about the repositories themselves; this makes it difficult to guarantee that the lenses are not traversing the repositories and causing performance problems. Additionally, the body of work on symmetric delta lenses does not

	Align.	Symm.	Perf.	Synt.	Disc.
asymmetric delta lenses	✓			✓	§5.1.1
symmetric delta lenses	✓	✓			§5.1.2
comma category lenses	✓				§5.2
group-based lenses	✓				§5.3
matching lenses	✓			✓	§5.4
annotation-based lenses	✓			✓	§5.5
constraint maintainers	✓	✓		✓	§5.6
symmetric lenses		✓		✓	Chap. 2
edit lenses	✓	✓	✓	✓	Chap. 3

Table 5.1: Feature coverage for various alternatives to edit lenses

yet include a collection of lenses which satisfy the proposed behavioral laws, and in particular, the need for behavioral equivalence to redress the loss of equational reasoning is not explored. The group-based lenses seem to have the potential to address performance issues, but it is difficult to know for sure without an instantiation of the lens framework to particular lenses.

Matching lenses and annotation-based lenses take a complementary approach: rather than specifying how edits should behave and trying to instantiate those behavioral expectations with edit sets, as the previous group of approaches did, matching and annotation-based lenses begin with a particular representation of alignment information and build a specialized lens framework around that representation. As a result, these two approaches are both instantiated with a significant collection of syntax. There is no attempt to generalize to symmetric settings here, though, and the alignment information involved is provided in addition to the repository states, so performance issues remain. Finally, constraint maintainers have a very complete syntax, and address alignment by treating alignment information as simply more repository data. This has the advantage of being a very intuitive model, but little consideration is given to the extra properties one would want from a repository consisting of alignment information. Finally, it is worth noting that this is one of the only symmetric approaches with a significant body of syntax; however, sequential composition, a valuable tool for modular bidirectional programming, is not supported.

5.1 Graph-based delta lenses

There is a closely related line of work focused on designing edit-based lenses which begins with much the same motivation our work does [13, 14, 21, 41]. They arrive at a slightly different point in the design space compared to us, with a primary difference being their treatment of edits. For them, edits are typed—with edit type $x \rightarrow x'$ classifying edits that can be applied to value x and result in value x' —and edit application is total. Before we investigate their definitions of asymmetric and symmetric delta lens, let us review their model of edits in detail. We will begin with a few standard definitions to put some notation in place. Whenever possible, we will pun notation between graphs and categories; after all, a graph with suitable extra structure *is* a category.

5.1.1 Definition: A *graph* G is a quadruple $\langle G_0, G_1, \text{dom}, \text{cod} \rangle$ consisting of a set of nodes G_0 , a set of edges G_1 , and two functions $\text{dom}, \text{cod} \in G_1 \rightarrow G_0$ giving the domain and codomain of each edge. We will write $e : v \rightarrow v'$ as shorthand for the assertion that $e \in G_1$, that $\text{dom}(e) = v$, and that $\text{cod}(e) = v'$. If the directionality of the edge is uninteresting, we will write $e : v \text{ --- } v'$ to mean either $e : v \rightarrow v'$ or $e : v' \rightarrow v$.

Below, we will use graphs to model edits: nodes of the graph will correspond to repository states, and an edge $dx : x \rightarrow x'$ will correspond to an edit dx which,

when applied to state x , results in state x' . As in our development, it is natural to impose a little bit of structure on edges, such as the existence of a “do-nothing” edit and the ability to combine two edits into one. We introduce these restrictions separately so that we may talk about lenses between edit models with only some of this structure. We will also introduce a constraint that says that no matter which two repository states you choose, there is some edit between them, which may be an important practical consideration but does not seem to affect the theory significantly one way or another. For the discussion of symmetric delta lenses, we will also want to consider edits which can be “undone”.

5.1.2 Definition: Given function $f \in X \rightarrow Y$, we say x and x' are *equivalent under f* , denoted $x \approx_f x'$, when $f(x) = f(x')$.

It is easy to see that \approx_f is an equivalence relation for any f .

5.1.3 Definition: A graph G is *reflexive* if it comes equipped with a function $id_G \in G_0 \rightarrow G_1$ which chooses a distinguished self loop $id_{G,v} : v \rightarrow v$ for each node v . By abuse of notation, we will write id_v instead of $id_{G,v}$ when there can be no confusion about which graph is meant.

5.1.4 Definition: A graph G is *connected* if for each $v, v' \in G_0$ there exists an edge $e : v \rightarrow v'$.

5.1.5 Definition: A reflexive graph G is *involutive* if it comes equipped with a function $\smile \in G_1 \rightarrow G_1$ which associates with each edge $e : v \rightarrow v'$ an opposing edge $e^\smile : v' \rightarrow v$. It is required to be an involution (so that $e^{\smile\smile} = e$) and to respect the reflexive structure of the graph (so that $id_v^\smile = id_v$).

The delta lens frameworks discussed here are based on two edit models: their asymmetric lenses are based on a connected category model of edits, and their symmetric lenses are based on a connected involutive graph model of edits.

In both cases, there is an underlying graph, and in particular this means that each edit must uniquely identify the state that it can be applied to along with the state it produces. At least naively, this requirement seems to be in conflict with our goal of representing edits with objects significantly smaller than the repository states. Many of our edit modules exploit the ability to reuse edits as modifications to many different repository states. Nevertheless, totality of edit application is a nice feature.

The connection between edit modules and edit graphs can be made precise as follows. To pass from a module X to a graph $\mathbf{Gr}(X)$, let $\mathbf{Gr}(X)_0 = |X|$ be the set of nodes and $\mathbf{Gr}(X)_1 = \{m : x \rightarrow y \mid mx = y\}$ be the set of edges (so that $\mathbf{dom}(m : x \rightarrow y) = x$ and $\mathbf{cod}(m : x \rightarrow y) = y$, hence $(m : x \rightarrow y) : x \rightarrow y$). The graph can be made reflexive by defining $id_x = \mathbf{1} : x \rightarrow x$; if we further define the composition $(m : x \rightarrow y);(m' : y \rightarrow z) = m'm : x \rightarrow z$, the monoid action laws guarantee that we can regard the graph as a category. Now let us see how to pass

from a category G to a module $\mathbf{Mod}(G)$. (An arbitrary reflexive graph may be turned into a category: for the arrows between nodes v and v' , use the set of paths from v to v' that do not have any *id* edges¹; for the composition, use path concatenation; and for the identities, use empty paths.) Let the values $|\mathbf{Mod}(G)| = G_0$ be the set of nodes, and edits $\partial\mathbf{Mod}(G) = G_1^*/\sim$ be the set of paths quotiented by the congruence relation that identifies factorable paths $\langle f; g \rangle$ with the factoring $\langle g, f \rangle$. In other words, the edits of $\mathbf{Mod}(G)$ are sequences of edges $\langle g_1, \dots, g_n \rangle$ which are *not* well-typed: $\text{cod}(g_{i+1}) \neq \text{dom}(g_i)$ for each i . (One can further identify all lists of length more than one—that is, lists that have an internal typing error—with a single *fail* edit. The result is still a module, but the lens lifting we perform below would not result in a lens: the monoid homomorphism laws may require some ill-typed compositions in the source to be translated to well-typed compositions in the view.) The empty list serves as the identity. Edit application is generated by the equation $dx \odot_g x = x'$ when $dx : x \rightarrow x'$ (and undefined otherwise). One may choose any object to play the role of *init* (so that there are as many ways to turn a category into a module as there are objects in the category). Passing from a category to a module and back adjoins a fresh identity edit to each object, but otherwise leaves the category unchanged. On the other hand, passing from a module to a category and back may produce a significantly more verbose edit language, even after accounting for the many ways to represent internal failure: each edit m in the source module induces a collection of edits $\{\langle m : x \rightarrow y \rangle \mid mx = y\}$ in the target module.

The involutive graph model of edits demands the existence of undo edits, something we did not consider carefully in the edit lens framework above. A suitable module-based analog of the typed involution would be to require each module to include an untyped involution \smile such that $(dx \smile dx) \odot x = x$ whenever $dx \odot x$ is defined. (Thus $dx \smile dx$ is a restricted identity: not necessarily equal to $\mathbf{1}$, but behaves like it for some subset of the values being edited.) Many of the modules and module combinators we have defined above can be equipped with this structure. A notable few that cannot include edit operations which actually delete information, such as the sum module’s *switch* edits and the list module’s *del* edits. These edits would need to be enriched or restricted to include the information being deleted; for example, one could modify the action associated with *del* edits to only succeed when the list elements being deleted were *init* (so that edits which wish to delete an element must first modify it to being *init* with *mod* edits), and one could enrich the *switch* edits with an edit that returns the value to a tagged *init* before switching sides of the sum. Thus in general it seems that requiring an “undo” ability can require mildly larger edit operations.

With these considerations about edits in mind, let us discuss how to generalize asymmetric, state-based lenses first to asymmetric delta lenses and then to symmetric delta lenses.

¹Equivalently, the set of paths quotiented by the smallest congruence relation containing the equation that ensures that *id* edges are the unit for composition: $\langle id \rangle = \langle \rangle$.

5.1.1 Asymmetric

Now, let us take the edit model above and see how to enrich asymmetric lenses to take edit information rather than states. As with the state-based version, we will assume that there is strictly more information in the source category S than in the view category V . This means that in the *get* direction, it seems natural to assume that each source edit $ds : s \rightarrow s'$ uniquely determines a view edit $dv : v \rightarrow v'$ by “throwing away” the extra information. It is also quite natural to require this *get* transformation to respect the category structure in S : that is, we should expect $get(id) = id$ and $get(ds; ds') = get(ds); get(ds')$. Together, these say that *get* is a functor from S to V .

As with all asymmetric frameworks, the *put* direction is a bit more delicate, because it needs to restore missing information. Suppose we have a view edit $dv : v \rightarrow v'$ and wish to produce a source edit. It seems natural to wish that the source edit we produce respects typing in the sense that if we produce $ds : s \rightarrow s'$, then s is in the preimage of v and s' is in the preimage of v' . But this is still very unconstrained; in particular, since there really is a particular s_0 which is currently in synch with v , we really want to produce an edit ds whose domain is s_0 —that is, there is simply not enough information available in a view edit to produce a reasonable translation function *put*. So we cannot translate directly from a view edit to a source edit; however, the key insight of this line of work is that we can translate from a view edit to a *family* of source edits indexed by the source that is currently synchronized with the view.

In detail, given an object mapping $get_0 \in S_0 \rightarrow V_0$, we can construct the preimage category S/get_0 as follows. The objects of S/get_0 are the equivalence classes of objects of S under \approx_{get_0} . The arrows $f : [s_i] \rightarrow [s_o]$ are the functions which take an element $s \in [s_i]$ and produce an arrow $f(s) : s \rightarrow s'$ for some $s' \in [s_o]$. The identity arrow is the one which associates to each s the arrow id_s ; the composition is defined by $(f; g)(s) = f(s); g(\text{cod}(f(s)))$. When *get* is a graph morphism, we will write S/get as shorthand for S/get_0 . With this category in hand, we are ready to define asymmetric delta lenses.

5.1.6 Definition: A *graph morphism* $f \in S \rightarrow V$ between graphs S and V is a pair $\langle f_0, f_1 \rangle$ of mappings $f_0 \in S_0 \rightarrow V_0$ and $f_1 \in S_1 \rightarrow V_1$ such that $f_1(e) : f_0(\text{dom}(e)) \rightarrow f_0(\text{cod}(e))$.

5.1.7 Definition: A *semifunctor* $f \in S \rightarrow V$ between reflexive graphs is a graph morphism for which $f_1(id_s) = id_{f_0(s)}$.

5.1.8 Definition: An *asymmetric delta lens* $\ell \in S \xrightarrow[\Delta]{\Delta} V$ between connected categories S and V is a pair $\langle get, put \rangle$ of graph morphisms $get \in S \rightarrow V$ and $put \in V \rightarrow S/get$. The lens is *well behaved* (respectively, *very well behaved*) if *get* and *put* are semifunctors (resp. functors) and satisfy the behavioral law:

$$\text{get}(\text{put}(\text{dv})(s)) = \text{dv} \quad (\text{ADPUTGET})$$

We will abbreviate “well behaved asymmetric delta lens” to “wbad lens” and “very well behaved asymmetric delta lens” to “vwbad lens”.

The suggested behavioral law enforces the intuition given above that all of the information available in the view edits is available in source edits, too. It turns out that the obvious definitions for identity and composition lenses satisfy the behavioral law and induce a category whose objects are connected categories and arrows are vwbad lenses. As in our discussion above relating edit lenses to symmetric lenses, one can connect wbad lenses to asymmetric state-based lenses by adjoining an operation to compute the difference between two states. The paper goes on to show that vwbad lenses only violate the controversial PUTPUT law if their differencing operation violates a similar DIFFDIFF law—that is, failure is never due to incorrect edit propagation, only incorrect edit discovery.

One can construct an edit lens out of a vwbad lens as follows. The complement set will be source objects adjoined with a fresh *fail* value, so that the partial edit application can be extended to a total one with explicit failure:

$$\begin{array}{ll} \text{ds} \odot_t \text{inl } s = \text{inl } \text{ds} \odot s & \text{ds} \odot s \downarrow \\ \text{ds} \odot_t s = \text{inr fail} & \text{otherwise} \end{array}$$

Then the lens construction goes as follows.

$\frac{\ell \in S \xrightarrow{a} V \quad \ell \text{ is a vwbad lens} \quad s \in S_0}{\text{symm}_s(\ell) \in \mathbf{Mod}(S) \xrightarrow{\Delta} \mathbf{Mod}(V)}$
$\begin{array}{ll} C & = S_0 \uplus \{\text{fail}\} \\ \text{missing} & = \text{inl } s \\ K & = \{(s, \text{inl } s, \ell.\text{get}_0(s)) \mid s \in S_0\} \\ \Rightarrow_g(\text{ds}, s) & = (\ell.\text{get}_1(\text{ds}), \text{ds} \odot_t s) \\ \Leftarrow_g(\text{dv}, \text{inl } s) & = \text{let } \text{ds} = \ell.\text{put}_1(\text{dv})(s) \text{ in } (\text{ds}, \text{ds} \odot_t \text{inl } s) \\ & \quad \text{when } \text{dom}(\text{dv}) = \ell.\text{get}_0(s) \\ \Leftarrow_g(\text{dv}, s) & = (\mathbf{1}, \text{inr fail}) \text{ otherwise} \end{array}$

The proof that this is well-defined and forms a lens is tedious but straightforward. It relies critically on $\ell.\text{get}$ and $\ell.\text{put}$ respecting arrow composition and on the object part of the roundtrip law, but not that $\ell.\text{get}$ and $\ell.\text{put}$ respect identities (because we introduce a fresh identity) or that they roundtrip on arrows (as our formalism does not have an analogous law). We conjecture that a construction similar to the one used to decompose symmetric lenses into a pair of asymmetric, state-based lenses can be used to decompose edit lenses into a pair of vwbad lenses.

Later work proposes a concrete edit model and a collection of wbad lenses and combinators [41]. In addition to the above definition of wbad lenses, they give a proposal for a framework of *horizontal delta lenses* which are more convenient to implement but whose behavioral guarantees are less intuitive. Horizontal delta lenses are nevertheless suitably constrained so that they can be converted into wbad lenses as necessary. Their data model is based on containers, with edits containing (in part) an injective relation between the positions of the old and new pieces of data. In addition to many constructions similar to ours, they also discuss fold and unfold operations for containers that are built from fixpoints of regular higher-order functors. These give rise to significant complications in handling the full range of edits; they discuss how to handle insertions and deletions of nodes, but do not discuss reordering. Unlike our development, all repositories are homogeneous containers; in particular, their tensor product analog restricts the contained values in the two parts of the tuple to have identical types.

5.1.2 Symmetric

Diskin et al. also spend some effort considering what machinery is needed to support transformations between domains that each have missing information—that is, symmetric transformations [14]. As we observed in our symmetric lens development, passing from asymmetric to symmetric lenses is cleanest if one introduces a complement—some extra information about how the values in the two repositories correspond. Their development similarly allows for extra information, with a little bit of extra notational complexity arising from the pervasive use of typing: edits are typed via a category, as discussed above, and complements are also typed, as we discuss now. Because complements are typed, we will need a notion of when the types of an edit and a complement match. We give two such notions below: one for complements that match before an edit is applied, and one for complements that match after.

5.1.9 Definition: Given graphs G and H , we define the *domain-* and *codomain-coincident* edge pairings as follows:

$$\begin{aligned} G \times_{\text{dom}} H &= \{(e_g, e_h) \mid e_g : v \rightarrow v' \in G_1 \wedge e_h : v \multimap v'' \in H_1\} \\ G \times_{\text{cod}} H &= \{(e_g, e_h) \mid e_g : v \rightarrow v' \in G_1 \wedge e_h : v' \multimap v'' \in H_1\} \end{aligned}$$

5.1.10 Definition: A *symmetric delta lens* ℓ connecting connected categories X and Y , written $\ell \in X \xleftrightarrow[s]{\Delta} Y$, consists of:

- a bipartite graph R whose two parts are X_0 and Y_0 (the edges of R are called *correspondence relations*),
- a function $\text{fPpg} \in X \times_{\text{dom}} R \rightarrow Y_1 \times R_1$, and

- a function $\mathbf{bPpg} \in Y \times_{\text{dom}} R \rightarrow X_1 \times R_1$.

We will write \mathbf{fPpg}_1 and \mathbf{fPpg}_2 (and similarly for \mathbf{bPpg}) for the Y_1 and R parts of \mathbf{fPpg} 's output, respectively.

The preconditions for \mathbf{fPpg} above stating that the edit and correspondence relations are domain-coincident is somewhat similar to our precondition requiring an edit which applies cleanly. The bipartite graph R plays a similar role to our consistency relations: if there is an edge $r : x \text{ --- } y$, then we can think of r as being a (typed) complement that is consistent with states x and y .

A major contribution of this line of research is an exploration of behavioral guarantees that reasonable symmetric delta lenses might offer. The obvious laws are too strong; but the insight of this development is that if we take the obvious laws and replace equalities by a slightly coarser equivalence relation, we get laws that are much more plausible. The core of the problem is that equality on X edits distinguishes between edits that modify information not available in Y ; we would prefer a relation that compares only the parts of the edit that affect the shared information. At first it seems difficult to define “shared information” formally, but lenses are exactly transformations that define what information is shared; so the relation is parameterized by a lens.

5.1.11 Definition: Given symmetric delta lens $\ell \in X \xleftrightarrow[s]{\Delta} Y$ and a correspondence relation $r : x \text{ --- } y$ for ℓ , we define equivalence relations on edits to x and y , respectively:

$$\begin{aligned} \sim_{\ell/r} &= \approx_{\lambda dx. \ell.\mathbf{fPpg}_1(dx, r)} \\ \ell/r \sim &= \approx_{\lambda dy. \ell.\mathbf{bPpg}_1(dy, r)} \end{aligned}$$

When the lens is understood from context, we will write $dx \sim_r dx'$ instead of $dx \sim_{\ell/r} dx'$ (and similarly for $dy \sim_r dy'$).

Armed with this notation, they propose several possible restrictions that one could place on symmetric delta lenses. The first two restrictions are analogous to ones discussed in our work above. Like our demand that applicable edits get translated to applicable edits that restore consistency, rule **SDWELLTYPED** below demands that the edits and correspondence relations involved in an invocation of \mathbf{fPpg} form a well-typed square. They also demand that the propagation functions preserve the self-loop structure of the edit graphs via the **SDID** rule.

$$\frac{\mathbf{fPpg}(dx, r) = (dy, r')}{\begin{array}{l} r : \text{dom}(dx) \text{ --- } \text{dom}(dy) \\ r' : \text{cod}(dx) \text{ --- } \text{cod}(dy) \end{array}} \quad (\text{SDWELLTYPED})$$

$$\frac{r : x \text{ --- } y}{\mathbf{fPpg}(id_x, r) = (id_y, r)} \quad (\text{SDID})$$

The edit graphs have another kind of structure given by the \smile undo operation. One might hope that this structure is preserved in a similar way; for example, a rule like **SDFUNDO-STRONG*** seems reasonable at first blush.

$$\frac{\text{fPpg}(dx, r) = (dy, r')}{\text{fPpg}(dx^\smile, r') = (dy^\smile, r)} \quad (\text{SDFUNDO-STRONG}^*)$$

Unfortunately, this rule is very restrictive. Suppose the Y side of the lens were to store some information not available in the X side, and propagating dx produces a dy that deletes some of that information. Then this information could not be restored from the information in dx^\smile .² One way to weaken this law to something more plausible would be to demand that we output something that behaves like dy^\smile on the shared information; that is, by weakening the equality in the conclusion to our coarser equivalence relation from above:

$$\frac{\text{fPpg}(dx, r) = (dy, r')}{\text{fPpg}_1(dx^\smile, r') \sim_r dy^\smile} \quad (\text{SDFUNDO})$$

The fourth and final behavioral law proposed demands that the edit propagation functions be near inverses: that is, if we propagate dx to dy , then the corresponding edit determined by the other propagation function should be dx . As stated, this law is again too strong, because some of the modifications described by dx are to unshared data, and hence are not available in dy during re-propagation. As before, we can make the rule more reasonable by weakening from equality to equivalence:

$$\text{bPpg}_1(\text{fPpg}_1(dx, r), r) \sim_r dx \quad (\text{SDINVERTIBLE})$$

This behavioral law is called a roundtrip law in their development, but that name is a little misleading, as the update to the y value and the updated correspondence relation are discarded before applying the **bPpg** function. (It is as if two separate people happened to take flights that crossed paths in the middle, rather than a single person taking a round trip.) We will instead call this law a *triple-trip* law—for the two trips evident in the law plus one trip hidden by the equivalence relation.

The line of research goes on to describe other theoretical frameworks with interfaces closer to what an end-user programmer might want to implement that can give rise to symmetric delta lenses. In particular, they describe a framework they call *consistency maintainers* [14] which include explicit alignment and consistency-restoration phases as well as explore conditions under which a triple-graph grammar can be used to produce a law-abiding lens [21]. No concrete instantiations are given for any of the three frameworks. We have found that undertaking this endeavor is a valuable crucible in which to test prospective frameworks, as the design of a lens language makes a mismatch between behavioral laws and actual behavior much more clear. (Just as a good framework helps to spot potential implementation bugs, an

²One could imagine storing just enough information in the correspondence relations to allow undoing one operation. Perhaps this could be made to work, but it is unlikely this would scale well in situations where there are composite edits (and hence composite undos).

implementation helps point out potential framework bugs.) In particular, sequential composition—in our experience, a crucial tool for building practical lenses—is not considered, and the ensuing need for a notion of lens equivalence is not addressed.

The proposed **SDINVERTIBLE** and **SDFUNDO** laws seem on the surface to be quite natural restrictions. Our development does not have analogous laws, and it seems that including them would necessitate a stronger equational theory for many of the modules proposed above. Exploring the consequences of these laws could be an interesting avenue for future work on edit lenses.

5.2 Comma category lenses

Johnson, Rosebrugh, and Wood independently developed a lens framework with a very similar flavor to asymmetric delta lenses [28–30, 32]. Like the asymmetric delta lens framework, the *comma category lens* (henceforth *C-lens*) framework is based on a category whose objects are meant to model states and whose arrows are meant to model edits. However, for C-lenses, the category’s arrows are not intended to span all possible edits, as we will see, but only those edits which model “insertions”. Handling edits which model deletions and support composition requires significant extra machinery. Before defining what a C-lens is, we will review the definition of a comma category; the *put* of a C-lens will map objects in the comma category representing an edit to a view tagged with the source the original view came from to objects in the source category representing an updated source.

5.2.1 Definition: Given a functor $get \in S \rightarrow V$, we can form the comma category $get \downarrow id_V$ as follows:

- Objects are pairs $(s, dv : get(s) \rightarrow v)$ of an object s of S and an arrow dv of V .
- Arrows are pairs (ds, dv) of an arrow $ds : s \rightarrow s'$ from S and an arrow $dv : v \rightarrow v'$ from V that forms a commuting square:

$$\begin{array}{ccc} get(s) & \xrightarrow{get(ds)} & get(s') \\ dv_{\text{dom}} \downarrow & & \downarrow dv_{\text{cod}} \\ v & \xrightarrow{dv} & v' \end{array}$$

- The identity arrows are pairs (id, id) of appropriate identities from S and V , and composition corresponds to diagram pasting, so that $(ds, dv); (ds', dv') = (ds; ds', dv; dv')$.

We are now ready for the main definition, which establishes the behavioral laws that C-lenses must satisfy.

5.2.2 Definition: A *C-lens* $\ell \in S \xleftrightarrow{\mathcal{C}} V$ between categories S and V is a pair $\langle get, put \rangle$ of functors $get \in S \rightarrow V$ and $put \in V \rightarrow S$ satisfying the behavioral laws:

$$get \left(put \left(\begin{array}{ccc} get(s) & \xrightarrow{get(ds)} & get(s') \\ dv_{\text{dom}} \downarrow & & \downarrow dv_{\text{cod}} \\ v & \xrightarrow{dv} & v' \end{array} \right) \right) = dv \quad (\text{CPUTGET})$$

$$put \left(\begin{array}{ccc} get(s) & \xrightarrow{get(ds)} & get(s') \\ get(id) \downarrow & & \downarrow get(id) \\ get(s) & \xrightarrow{get(ds)} & get(s') \end{array} \right) = ds \quad (\text{CGETPUT})$$

$$put \left(\begin{array}{ccc} get(s) & \xrightarrow{get(ds)} & get(s') \\ dv_{\text{dom}} \downarrow & & \downarrow dv_{\text{cod}} \\ v & \xrightarrow{dv} & v' \end{array} \right) = p : t \rightarrow t'$$

$$put \left(\begin{array}{ccc} get(t) & \xrightarrow{get(p)} & get(t') \\ dw_{\text{dom}} \downarrow & & \downarrow dw_{\text{cod}} \\ w & \xrightarrow{dw} & w' \end{array} \right) = p' : u \rightarrow u'$$

$$put \left(\begin{array}{ccc} get(s) & \xrightarrow{get(ds)} & get(s') \\ dv_{\text{dom}}; dw_{\text{dom}} \downarrow & & \downarrow dv_{\text{cod}}; dw_{\text{cod}} \\ w & \xrightarrow{dw} & w' \end{array} \right) = p' \quad (\text{CPUTPUT})$$

It is perhaps unusual from a user interface point of view to have an operation that expects a commuting diagram. In comparison, our design's edit translation function accepts an edit and produces an edit, which may seem more natural to some. This kind of operation is also supported by C-lenses; for example, to translate a view edit

$dv : get(s) \rightarrow v$, we may construct a commuting diagram as follows:

$$put \left(\begin{array}{ccc} get(s) & \xrightarrow{get(id)} & get(s) \\ id \downarrow & & \downarrow dv \\ get(s) & \xrightarrow{dv} & v \end{array} \right)$$

If the object part of put produces a new state $s' = put(dv : get(s) \rightarrow v)$, then calling put with the commuting diagram as above produces an arrow ds in S with the type $put(id : get(s) \rightarrow get(s)) \rightarrow put(dv : get(s) \rightarrow v)$, that is, $ds : s \rightarrow s'$. Thus the interface provided by C-lenses is rich enough to, among other things, turn an arrow $dv : get(s) \rightarrow v$ into a suitably updated source s' and recover the edit ds which turns s into s' , just as in our development.

The three behavioral laws may seem daunting at first, but the bulk of their character can be understood by considering their implications on the behavior of get and put on objects (which is induced by functoriality). For example, on objects, CPUTGET says $get(put(dv : get(s) \rightarrow v)) = v$, that is, if we update the view to v , then the resulting updated source corresponds via get to v . This is somewhat like our behavioral law which requires translated edits to move from consistent triples to consistent triples. On objects, CGETPUT says $put(id : get(s) \rightarrow get(s)) = s$, that is, if we do not change the view, the source also does not change, much like our behavioral law requiring the identity edit to be translated to the identity edit. Finally, CPUTPUT, when restricted to objects, is about translating two edits at once: the computation $put(dv; dv' : get(s) \rightarrow v'')$ should have the same result as computing $put(dv : get(s) \rightarrow v')$ (producing a source state s' for which $get(s') = v'$) and then $put(dv' : get(s') \rightarrow v'')$. This is quite similar in flavor to our law requiring that edit translations respect the edit monoid's binary operator structure. The latter two laws, while having a very strong functorial flavor—they prescribe the behavior of put on identity and composition edits—are independent of the requirement that put be a functor. The distinction is that the functor laws prescribe the behavior when the horizontal arrows are identities or compositions, while the behavioral laws prescribe the behavior when the vertical arrows are identities or compositions.

A major result of the work is that these behavioral laws have a hidden consequence: in a certain strong sense, the edits output by put are *minimal*. Specifically, if ds is in the image of put , then it is very special: any arrow ds'' whose image factors in V as $get(ds'') = get(ds); dv'$ also factors (uniquely) in S as $ds'' = ds; ds'$ for some ds' such that $get(ds') = dv'$. The existence of such unique factorizations in S greatly restricts the edit categories you may choose; the examples given in their work all involve data structures with a suitable notion of “insertion”; the only edits in the edit categories then consist of insertions. It is possible to recover edits which represent deletions and modifications, and to still support edit composition [29]. One can

define an auxiliary operation—built out of two lenses—which rather than taking an edit, operates on spans of edits. Span composition involves taking a pullback in the category of edits. Supporting this properly involves defining an equivalence relation on spans and showing that the lenses in question respect the equivalence relation.³ The behavioral properties of the auxiliary operation which manipulates spans of edits are not explored in detail. Exploring which edit lenses, if any, satisfy an analogous factorization property would be an interesting area for future work.

Johnson and Rosebrugh advocate the development of lenses “from whole cloth”: defining the entire transformation up front, then proving that it satisfies the necessary behavioral properties. As a result, they do not explore the possibility of lens combinators and basic lens building blocks as we do. This could be a significant limitation for non-experts who want to use a lens-based system.

5.3 Algebraic rephrasing

There is a line of work on algebraic foundations for delta lenses that arrives at a model very similar to the edit lens framework described above [48]. They consider, as we do, edit monoids together with edit translation morphisms and (total) edit application actions. One significant difference is that they consider generalizing asymmetric rather than symmetric lenses, adopting correspondingly modified behavioral laws. In particular, in their setting, a delta lens is a *lens-like split short exact sequence*. Below we discuss each of these restrictions in right-to-left order. We begin with two standard definitions to establish some notation.

5.3.1 Definition: The *image* of a function $f \in X \rightarrow Y$ is the set of elements $\text{im}(f) \subset Y$ that f can output:

$$\text{im}(f) = \{f(x) \mid x \in X\}$$

5.3.2 Definition: The *kernel* of a monoid homomorphism f , denoted $\ker(f)$, is the preimage of $\mathbf{1}$:

$$\ker(f) = \{x \mid f(x) = \mathbf{1}\}$$

5.3.3 Definition: An *exact sequence* is a sequence $\langle f_1, \dots, f_n \rangle$ of monoid morphisms with compatible domains and codomains, that is,

$$X_0 \xrightarrow{f_1} X_1 \xrightarrow{f_2} X_2 \xrightarrow{f_3} \dots \xrightarrow{f_{n-2}} X_{n-2} \xrightarrow{f_{n-1}} X_{n-1} \xrightarrow{f_n} X_n$$

³There is a strong parallel here to the need for an equivalence relation when discussing symmetric, state-based lenses. Symmetric lenses are spans of asymmetric lenses, and supporting composition properly requires an equivalence relation. Symmetric edits are spans of asymmetric insertion edits, and supporting composition properly requires an equivalence relation. Both of these are essentially because pullbacks are only unique up to isomorphism.

and such that $\text{im}(f_i) = \ker(f_{i+1})$ for each i .

5.3.4 Definition: An exact sequence is *short* if it has four morphisms and starts and ends at $\partial Unit$:

$$\partial Unit \xrightarrow{i} K \xrightarrow{k} \partial S \xrightarrow{f} \partial V \xrightarrow{s} \partial Unit$$

We will say *around* to mean the third element of a sequence, as in, “ $\langle i, k, f, s \rangle$ is a short exact sequence around f .”

Before we define what split and lens-like mean, let us consider when an edit translation homomorphism $f \in \partial S \rightarrow \partial V$ may be extended to a short exact sequence. The homomorphism $s \in \partial V \rightarrow \partial Unit$ must be the constantly-**1** function (there are no other functions with that type), so that its kernel is $\ker(s) = \partial V$. Hence the restriction $\text{im}(f) = \ker(s)$ that arises from extending the sequence to the right says that f must be surjective. On the other hand, the sequence may always be extended to the left by choosing K to be the submonoid $\ker(f)$ and k to be the inclusion function. (The homomorphism i is completely determined by the homomorphism laws once we have chosen a monoid K : it must map the sole input element $\mathbf{1}_{\partial Unit}$ to $\mathbf{1}_K$.) Other choices for K are possible—for example, by adding a fresh generator to K that k maps to any non-trivial element of ∂S —but we will not be interested in this ability below.

In lens terms, one should think of f as being an edit-lens analog of the asymmetric lens framework’s *get* function. Giving a short exact sequence amounts to identifying an edit translation function $f \in \partial S \rightarrow \partial V$ that is compatible with the monoid structure on edits and such that each V -edit has at least one analogous S -edit.

5.3.5 Definition: A short exact sequence around $f \in \partial S \rightarrow \partial V$ is said to *split* if there is a homomorphism $g \in \partial V \rightarrow \partial S$ such that $g; f = id_{\partial V}$.

We are guaranteed that there is a *function* g by the fact that f is surjective, but not guaranteed that any such function is a monoid homomorphism. If we do have such a homomorphism g that splits the sequence, then in lens terms we should consider that g to be an edit-lens analog of the *put* function. Then $g; f = id_{\partial V}$ says that all the information available in V -edits are also available in S -edits, an analogous restriction to the one on state-based lenses that says that all the information available in the view repository is available in the source repository.

The final condition placed on this variant of delta lenses is that they be lens-like. Thus far, all the conditions have been purely in terms of edits; this final pair of properties connect the world of edits and the world of states. This is similar to the edit lens law that requires \Rightarrow and \Leftarrow to respect a consistency relation on states.

5.3.6 Definition: A monoid action $\odot \in \partial X \times |X| \rightarrow |X|$ is *transitive* if for all $x, x' \in |X|$ there is $dx \in \partial X$ such that $dx \odot x = x'$. We will say a module is transitive when its action is.

5.3.7 Definition: A short exact sequence around $f \in \partial S \rightarrow \partial V$ split by g is *lens-like* if it comes equipped with transitive, total modules for ∂S and ∂V such that two conditions hold:

$$\frac{ds \text{ init}_S = ds' \text{ init}_S}{f(ds) \text{ init}_V = f(ds') \text{ init}_V} \quad (\text{LL1})$$

$$\frac{dv \ f(ds) \text{ init}_V = f(ds) \text{ init}_V}{g(dv) \ ds \text{ init}_S = ds \text{ init}_S} \quad (\text{LL2})$$

Rule LL1 amounts to saying that f is (part of) a module homomorphism (not just a monoid homomorphism). Rule LL2 is a bit more subtle, but is motivated by this rephrasing of the state-based asymmetric lens framework’s GETPUT law:

$$\frac{get(s) = v}{put(v, s) = s} \quad (\text{GETPUTALT})$$

Rule GETPUTALT says, roughly, “If the view v has not changed since the last synchronization, then the source s should not change, either.”. Similarly, LL2 says, roughly, “If the edit we are about to translate does not change the view $f(ds) \text{ init}_V$, then the edit we output should not change the source $ds \text{ init}_S$.”.

That work goes on to explore the properties of this kind of delta lens. One can take a lens-like sequence around $f \in \partial S \rightarrow \partial V$ equipped with an operation to compute differences, denoted $dif \in |S| \times |V| \rightarrow \partial V$ and satisfying an obvious sanity condition, and produce an asymmetric, state-based lens. Additionally, there is a close relationship between demanding the existence of inverse edits—that is, working with edit groups rather than edit monoids—and the PUTPUT asymmetric lens law:

$$put(v, put(v', s)) = put(v, s) \quad (\text{PUTPUT})$$

They show that one can define suitably restricted submonoids $\partial V \subset V \rightarrow V$ and $\partial S \subset S \rightarrow S$ and lift PUTPUT-abiding asymmetric lenses into a lens-like sequence on groups. Furthermore, the two translations agree with each other: converting a lens to a lens-like sequence and back is the identity transformation, regardless of the choice of dif operation in the latter transformation.

The primary difference between their work and ours is that they consider only asymmetric situations. However, they also consider many fundamentally different restrictions than the current development does, even after accounting for the different setting. For example, they propose a law requiring that when g splits a sequence around f we additionally have $g; f = id$. Since f is surjective, this is the same as demanding $f; g; f = f$, akin to Diskin’s proposed triple-trip law discussed above. As mentioned in that discussion, it is not a law that we have considered carefully; but it seems we may be able to achieve something similar in many of the lenses we defined by introducing appropriate equalities to our edit monoids for structured data. The paper also spends some time discussing the ramifications of demanding an edit group rather than an edit monoid. We have not explored this restriction deeply, but

Teacher name	Salary	Teacher name	
Sam Rickard	57,000	Sam Rickard	
Jon Jacobs	50,000	Jon Jacobs	
Mary Jones	65,000	Mary Jones	
(a) HR's view		(b) A secretary's view	

Figure 5.1: A school's staff list, as seen by HR and by the principal's secretary

some cursory investigations suggest that including enough information to undo each operation may be at odds with the size benefits promised above. Another restriction they have throughout their development is that their edit application actions are invariably total. We believe that partiality of these actions is an important real-world consideration. Treating it carefully allows us to distinguish between error conditions and edits which successfully do nothing, and to give a guarantee that our lenses do not spuriously turn a succesful nothing into an error condition.

They also treat backwards-compatibility with asymmetric, state-based lenses very seriously, which gives rise to their lens-like restrictions. Their rule LL1 stating that the *get* direction is a module homomorphism can be seen as saying that edit translation is consistent with state translation. Our demand that the edit translations preserve a consistency relation can be seen as a generalization of this. On the other hand, their rule LL2—necessary to ensure that their delta lenses behave like state-based lenses regardless of *dif* operation—seems quite strong. The goal appears to be to preserve the state-based behavior that changing nothing on one side changes nothing on the other; however, it is our view that demanding that the distinguished do-nothing edit from one module be translated to the distinguished do-nothing edit from the other module already captures this intuition. There are edits which appear to do nothing to a given view but which nevertheless have semantic content, and should therefore be allowed to be distinguished by a lens. Consider the example of Figure 1.4 again, reproduced here as Figure 5.1. An edit which deletes the last element of the secretary's view, then inserts a fresh element with value “Mary Jones”, apparently does nothing to the current view. Nevertheless, it seems quite natural⁴ for the translation of this edit to reset the salary associated with “Mary Jones” to a default value; a rule like LL2 would prevent lenses from having this kind of nuanced behavior.

Finally, our development includes significantly more effort instantiating the lens framework to particular lenses and lens combinators. We believe that this is good evidence that our behavioral restrictions are relaxed enough to accomodate important use cases; nevertheless, they were strict enough to prevent many genuinely undesirable behaviors in early proposals for these combinators (not documented here).

⁴Possibly even desirable—an obviously incorrect value is often preferable to a plausible incorrect value.

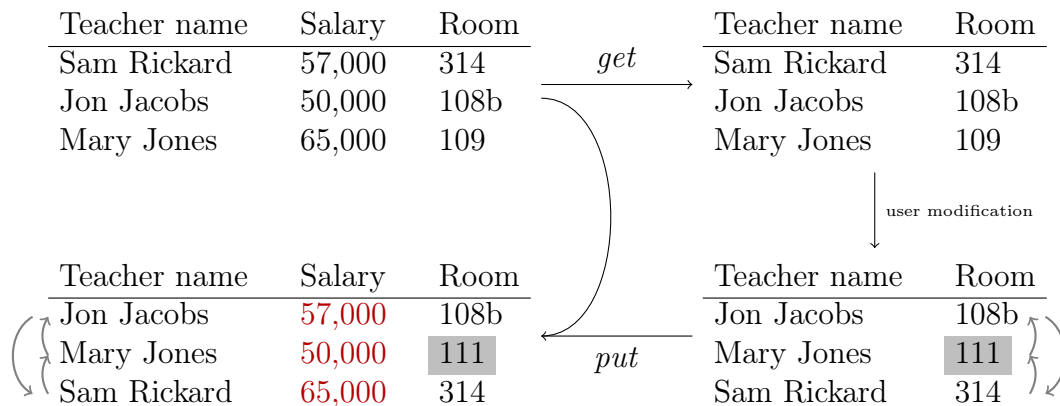


Figure 5.2: An easily fixed misalignment

5.4 Matching lenses

Dictionary lenses [9] and their sequel, matching lenses [7], are also motivated by the alignment problems discussed above. We will consider a variation of our motivating example from Chapter 1 which showcases a particularly annoying example of bad alignment—annoying both because it is a common scenario and because it seems especially clear how to get the right answer. Figure 5.2 shows again the bad behavior of positional alignment. Gray annotations mark changes with respect to a previous version of a given repository. The salary column of the updated source repository is marked in red because it has been misaligned with the updated view: the names have been shuffled, but the salaries have not.

The observation of dictionary lenses is that the teacher names in the view repository act somewhat like a key: the reordering that the user did can be recovered by comparing the order of names before and after the modification. Experience with lens programming shows that the existence of a key is fairly common, so merely giving the programmer the ability to specify which parts of the data correspond to keys can improve the *put* behavior in a wide range of applications. However, there is an unfortunate behavioral regression: with positional alignment, changing a key is handled gracefully, but with a dictionary lens, a changed key results in a loss of any associated information. Figure 5.3 gives an example of a dictionary lens resetting a salary that a plain lens would preserve. The observation here is that simple key equality is too strict. Matching lenses relax this restriction; they parameterize lenses by an alignment strategy—which can do arbitrary computation—that computes how chunks of the old and new copies of the repository correspond. Several heuristics that satisfy the interface of an alignment strategy are given, for example, for computing the least-cost alignment according to some function that computes the cost of a single-chunk change.

Matching lenses give a concrete way to separate alignment discovery from update

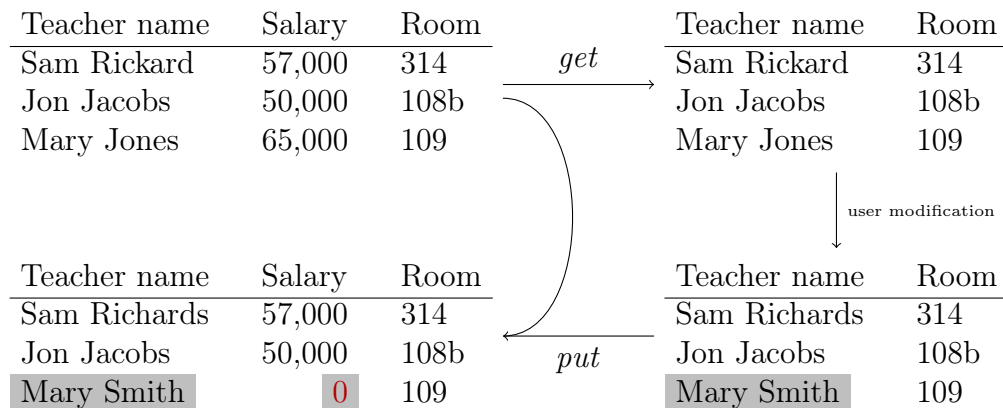


Figure 5.3: With dictionary lenses, changing a key causes information loss

propagation, and propose several promising discovery heuristics. There is also an implementation available for a string-based data model.

The basic model of matching lenses formalizes a framework for container mapping and restructuring lenses: the structure of the source and view containers need not be identical, but there must be an identical set of positions (and the connection between the positions in the source and the positions in the view must be the trivial one—that is, no reordering). They show how to extend the basic model to allow the contained values to have different types, to allow reordering, and to allow the contained values to themselves be containers. The framework of the basic model of matching lenses is already complicated; by the time it is extended in this way, the machinery is quite baroque. By comparison, the basic formalism of edit lenses can be summarized quite compactly, and is nevertheless flexible enough to accommodate all the extensions proposed. Additionally, edit lenses support a more flexible array of container operations, and in particular may be used to define lenses between structures with differing numbers of holes.

5.5 Annotation-based delta lenses

A weakness of our approach is that the lack of categorical products indicates that we cannot duplicate information during our transformations. For some applications, this is a critical feature, and allowing this requires different fundamentals. Work on annotation-based delta lenses addresses this need [24, 25, 40]. Their foundations are fundamentally symmetric; however, the way they propose using it is essentially asymmetric. Besides that, there are two key differences between their development and ours. First, their data model is ordered, node-labeled trees, and rather than separating edits from the data, they merge them: edits are represented by annotating the trees with insertion, deletion, and modification markings. Reordering is not con-

sidered at all; furthermore, annotated trees are always at least as big as the real tree they represent, so the performance issues associated with the size of a repository are not addressed. Additionally, their behavioral laws govern how lenses treat annotated values. There is an erasure process to turn annotated trees into plain ones (by performing the respective insertions, deletions, and modifications), but no exploration of the interaction between erasure and the lens’ behavioral laws. The second key difference is that allowing duplication requires them to significantly relax the behavioral laws: for example, if only one copy of some duplicated information is modified, one wishes a roundtrip of the transformations to modify the other copy analogously. The weakened laws allow this, but also allow many other apparently undesirable behaviors like ignoring all changes indiscriminately.

5.6 Constraint maintainers

Constraint maintainers are an early exploration of a symmetric framework for bidirectional transformations [38]. The framework is a very natural one, as mentioned in §1.3: given a relation $R \subset X \times Y$, a constraint maintainer is a pair of functions $\triangleright \in X \times Y \rightarrow Y$ and $\triangleleft \in X \times Y \rightarrow X$ for which $x R (x \triangleright y)$ and $(x \triangleleft y) R y$. One may optionally also require that related values remain unchanged, that is:

$$\frac{x R y}{x \triangleright y = y} \qquad \frac{x R y}{x \triangleleft y = x}$$

Some discussion of generalizing these behavioral laws to a Principle of Least Change is given; in any case, those maintainers which satisfy the property above can be lifted to symmetric lenses as follows.

$\langle \triangleleft, \triangleright \rangle$ a maintainer for $R \subset X \times Y$ $\frac{x R y}{\text{cmaint}(R, \triangleleft, \triangleright, x, y) \in X \leftrightarrow Y}$
$\begin{aligned} C &= R \\ \text{missing} &= (x, y) \\ \text{putr}(x, (x', y)) &= (x \triangleright y, (x, x \triangleright y)) \\ \text{putl}(y, (x, y')) &= (x \triangleleft y, (x \triangleleft y, y)) \end{aligned}$

The work on constraint maintainers is especially commendable for its wide coverage of bidirectional transformations. Many transformations on concrete data types not considered in other bodies of work—particularly arithmetic and set theoretic operations—are discussed and implemented here. Nevertheless, general maintainer composition is shown to be uncomputable. A restricted composition in the case where one of the two maintainers corresponds to an asymmetric lens is given, and there is a proposal to use maintainer chains when this is insufficient, but the properties of

these chains are not considered. There is some exploration of how to deal with alignment issues; the main idea they propose is to lift relations on values to relations on the edit sequences used to build values. One can then define constraint maintainers which inspect such edit sequences. However, little consideration is given to desirable behavioral laws with respect to these more fine-grained structures; furthermore, the incremental capability we expose from our edit lenses to allow for small updates is not explored.

Chapter 6

Conclusion

Our work has identified several areas for improvement in the foundations of existing bidirectional transformation tools. The development of symmetric lenses enables both repositories associated with a lens to store locally interesting information. Considering stateful, rather than pure, transformations enables the lens to store this local information on the side; though a theory of behavioral equivalence is needed to restore equational reasoning in the presence of this state. This is an improvement on the asymmetric lens framework’s need for a canonical, centralized repository, but the behavior of many of the actual lenses proposed in Chapter 2 fall short in several ways. Most significantly, they employ a somewhat naïve strategy for divining the connection between original and updated repositories. This manifests itself as lenses which follow the letter of the law—produce synchronized repositories—but mangle the meaning of the repositories during synchronization by inappropriately mixing and matching data.

Edit lenses address this problem by elevating the status of the data describing how original and updated repositories are connected. Treating edits as first-class means that the lenses need not guess about alignment information, and consequently the true meaning of the repositories is much more likely to be faithfully retained. Indeed, as a side effect, promoting edits in this way allows the creation of stronger laws, so that the letter of the law and the spirit of the law are no longer quite so far from each other. We have also shown that the theory can support the incremental operation that is a prerequisite to a performant implementation. Careful edit language design results in the ability to compose lenses that need not refer to the repositories themselves nor to large complements during transformation of the edits.

Related approaches to this problem are summarized in Table 6.1, which expands Table 5.1 with short reminders of how each approach accomplishes each goal or why it falls short; the edit lens framework is the first approach to address all of the issues raised above. Asymmetric delta lenses seem like a promising approach for their ability to handle alignment well, but the formalism does not accomodate small edits well even if syntax could be designed that could operate on them. Symmetric delta lenses extend these to the symmetric setting, but the reasoning principles that require behavioral equivalence discussed in conjunction with our symmetric lenses

	Alignment	Symmetry	Performance	Syntax
asymm. δ	explicit alignments	not a goal	edits include repositories	via alternate framework
symm. δ	edits	yes, but equiv. not explored	edits include repositories	alternate frameworks not instantiated
comma category	inclusion morphisms	no	edits include repositories	bespoke examples
group-based	edits	no	possibly, but unexplored	not a goal
matching	mapping from holes to holes	no	repository and alignment information both processed	variants of most AS-lens combinators
annotated	insertion, deletion, modification markers	no	alignment information includes repository	includes $diag \in X \leftrightarrow X \times X$
const. maint.	uninterpreted edits	yes; does not require equiv.	no; all edits relative to <i>init</i>	many primitives, but no composition
symm. state	very bad	yes; requires equivalence	no	mostly domain agnostic
edit lenses	edits	yes; requires equivalence	small edits support incremental operation	most standard lenses, and container map

Table 6.1: Feature coverage for various lens frameworks, including the two proposed by our work (green means satisfies the objective, red indicates some shortcomings)

are not considered, and the framework itself is not yet instantiated with a syntax. C-lenses provide a nice approach for giving strong behavioral guarantees, but each instantiation must be proven correct by an expert. The algebraic study of asymmetric lenses exposes many surprising features of edits, but does not address many of the issues needed to create a practical system. Matching lenses and annotation-based lenses are very natural extensions of asymmetric, state-based lenses, but are also conservative, retaining the basic repository-passing architecture while adding alignment information as a separate input. The more radical changes proposed in edit lenses allow for symmetric operation and eliminate the need to pass repositories to the lenses. Notably, annotation-based lenses extend a variant of the asymmetric, state-based lenses that allows for the construction of a lens that duplicates information, making it the only approach that makes a serious attempt to handle alignment problems while enabling this lens. Finally, constraint maintainers tackle many practical issues, but do not fully explore the power of edits and lack the ability to perform sequential composition, a key piece of syntax.

Though the issues that edit lenses handle are important ones, future work could further strengthen the practicality of bidirectional transformation frameworks by tackling a few additional foundational issues. The following section surveys a few of the most pressing needs.

6.1 Future Work

Hyperlenses The lens framework focuses itself on the problem of synchronizing two repositories at a time. Consequently, current lenses do not generalize smoothly to more than two pieces of data, but many real-world scenarios involve synchronizing many (potentially quite small and loosely related) repositories. One example (which we are not the first to propose [36]) would be a multi-directional spreadsheet, where we treat each cell as a repository. Some cells are computed from others; these computations are the transformations that one might like to bidirectionalize. There seem to be a variety of additional challenges associated with generalizing from bi-directional to many-directional updating, chief among them being a significantly larger update space to search through on each synchronization action. We have explored a few restricted settings—for example, where no repository is connected to another in two different ways, or where all repositories are numbers and all connections are linear functions—that seem to admit partial solutions, but none are really satisfactory [52]. There seem to be deep connections to the literature on constraint propagation and (in the special case of spreadsheets) computer algebra systems.

Parsing Though our formalism discusses the consumption, transformation, and application of edits without resorting to inspecting repositories, it does not address the need for *generating* edits. On the one hand, one could simply use exactly the data model proposed by our modules, so that the programmer must interface with the data

by supplying edits of exactly the form proposed here. On the other hand, this may be inconvenient, and in many likely practical scenarios involves punting a hard problem from the theory to the user of the theory. A more desirable route may be to extend the theory to explicitly handle the generation of edits. Previous lens frameworks not based on edits achieved a universal interface by grounding their constructions in a string-based data model. Chapter 4 takes one step in this direction, but the ad-hoc approach suggested there ignores performance issues and gives no real behavioral guarantees. An extension to the existing theory which addresses the problem of parsing in the presence of edits would be quite valuable.

Additional Syntax We have noted several places where one could wish for a more expressive collection of lens constructions. In particular, we were not able to recapitulate the symmetric lens’ development of fold and unfold lens combinators for recursive types, in part because it is not clear how to build edit modules for recursive types in a compositional way. (Edits to “roll” and “unroll” one layer of the recursion are not enough: as with lists, one wants a way to shuffle data between depths and across pairs and sums; this is the part that seems tricky.) Even restricting our view to containers, it would be interesting to investigate edit modules for more container shapes, especially graphs—the basis of the data model usually used in model-driven development—and relations—the data model usually used in databases. More speculatively, it is well-known that symmetric monoidal categories are closely connected to wiring diagrams [47] and to first-order linear lambda calculus [46]. Perhaps this correspondence could be exploited to design a lambda-calculus-like syntax or diagrammatic language for symmetric or edit lenses. The linear lambda calculus has judgments of the form $x_1:A_1, \dots, x_n:A_n \vdash t : A_0$, where A_0, \dots, A_n are sets or possibly syntactic type expressions and where t is a linear term made up from basic lenses, lens combinators, and the variables x_1, \dots, x_n . This could be taken as denoting a symmetric lens $A_1 \otimes \dots \otimes A_n \leftrightarrow A_0$. For example, here is such a term for the lens *concat'* from §2.6.2:

$$\begin{aligned} z: \text{Unit} \oplus A \otimes A^* \otimes A^* \vdash \text{match } z \text{ with} \\ \quad | \text{inl } () \mapsto \text{term}_{\langle \rangle}^{op} \\ \quad | \text{inr } (a, al, ar) \mapsto \text{concat}(a:al, ar) \end{aligned}$$

The interpretation of such a term in the category of lenses then takes care of the appropriate insertion of bijective lenses for regrouping and swapping tensor products.

Algebraic Properties A number of algebraic oddities have cropped up during our development which it would be nice, as a matter of polish, to settle one way or another. The status of sums (and in particular injection lenses) has been somewhat in question for some time, so it is nice that in the symmetric lens case we have settled this question by elucidating the symmetric monoidal structure available. On the other hand, this makes the lack of associativity for tensor sum in the edit lens category all

the more surprising; it may be interesting to pursue an associative tensor sum (or prove it impossible). Similarly, we have shown that our tensor product has many of the properties we expect of a symmetric monoidal category structure, but not quite all. We conjecture that adding appropriate monoid laws would resolve this problem; and in any case adding appropriate monoid laws in all the modules discussed is its own serious undertaking worth consideration. Finally, it has been suggested by a reviewer of one of our papers that, although we cannot have a categorical product or sum in the category of lenses, it may be worth considering placing a partial order on lenses. Perhaps this would enable a variant of the categorical product where the usual defining equations of a product are replaced by inequalities.

Application Further implementation effort could be aimed at a variety of purposes. One might be interested in verifying whether the performance promises of edit lenses could be realized by running experiments. For example, one might imagine comparing the size of typical repository edits to the size of the repositories as the repository grows; comparing the runtime of edit translation to the runtime of a more traditionally designed lens; or analyzing any of half a dozen other metrics. Alternately, one could focus on breadth rather than depth, implementing a variety of transformations, to find out whether the syntax developed here is expressive enough. There are also many practical tools that may benefit from edit lenses: file synchronizers keeping two file systems synchronized, text editors keeping parse trees synchronized, database backends keeping queries synchronized with data, log summarizers keeping summaries and log files synchronized, software model transformations keeping architectural diagrams and code synchronized, perhaps even mobile phone applications keeping a client's display and server data synchronized may all benefit from bidirectional techniques.

Miscellaneous Extensions Besides the broad categories discussed above, there are a handful of other curiosities suggested throughout the development which we gather here. During the development of iterator symmetric lenses, it was observed that correctness of the lens depends on the existence of an appropriate weight function guaranteeing termination. We anticipate that this function will be simple in the majority of cases; automatically discovering it for a broad class of lenses seems plausible and would remove a significant annoyance from the lens programmer. Next, in the passage from asymmetric, state-based lenses to symmetric lenses, we gave a theorem connecting various asymmetric lens constructions to symmetric lens constructions, but have not explored the extension of this connection to edit lenses. Future work could investigate whether the edit lens tensor product, for example, corresponds in some way to the lifting of the symmetric lens tensor product. One similarly wonders whether there is an edit lens analog of the theorem showing how to split a symmetric lens into two asymmetric lenses. On a slightly different line of inquiry, one may wonder just how canonical our choices of edit structure and lens laws are. Several related lines

of work have proposed more intricate structures—for example, a popular choice is to require that edits have some way of being undone, either with an inverse or something weaker—and stronger laws—for example, requiring that \Rightarrow and \Leftarrow produce minimal edits by adding a triple-trip law—without instantiating their frameworks. Perhaps enforcing stronger requirements would suggest ways to improve the behavior of the existing constructions, and on the other hand perhaps the constructions would reveal that some of the requirements are too strong.

Another idea suggested by related work is to consider typed edits. In our development of edit lenses, we allow partial edits so that we may represent edits that work on some, but not all, repositories in a uniform way. We then go to great lengths to assure that the partiality is purely formal: we have a theorem showing that lenses never introduce partiality where none was before. In contrast, the symmetric delta lens approach has no such problem—each edit is applicable to one and only one repository—but pays the price of having to duplicate the modifications which can apply to many repositories [14]. Perhaps it would be possible to find a middle ground by designing a typed edit language, in which edits may apply to many repositories (that share a type), but where the types are specific enough that all edits are total. For example, for list edits, one might consider having one type for each possible length of list. Then one would have, for example, deletion edges $\text{del} : m \rightarrow n$ when $m < n$; such an edge must store marginally more information than our edit module did (the domain and codomain length rather than a single number telling their difference), but the set of repositories to which it applies is much more clearly delimited.

6.2 Closing Thought

Though there are many opportunities for further improvements, edit lenses are part of a growing ecosystem of bidirectional techniques. In this arena, our development expands what is known about incrementalizing and symmetrizing bidirectional transformations—an important step in the development of practical tools for the common task of maintaining replicated data.

Appendix A

Full code

A.1 LICENSE

Copyright (c)2011, Daniel Wagner

All rights reserved.

Redistribution and use in source and binary forms, with or without modification, are permitted provided that the following conditions are met:

- * Redistributions of source code must retain the above copyright notice, this list of conditions and the following disclaimer.
- * Redistributions in binary form must reproduce the above copyright notice, this list of conditions and the following disclaimer in the documentation and/or other materials provided with the distribution.
- * Neither the name of Daniel Wagner nor the names of other contributors may be used to endorse or promote products derived from this software without specific prior written permission.

! This software is provided by the copyright holders and contributors
! "as is" and any express or implied warranties, including, but not
! limited to, the implied warranties of merchantability and fitness for
! a particular purpose are disclaimed. In no event shall the copyright
! owner or contributors be liable for any direct, indirect, incidental,
! special, exemplary, or consequential damages (including, but not
! limited to, procurement of substitute goods or services; loss of use,
! data, or profits; or business interruption) however caused and on any
! theory of liability, whether in contract, strict liability, or tort
! (including negligence or otherwise) arising in any way out of the use
! of this software, even if advised of the possibility of such damage.

A.2 demos/edit-lenses-demo.cabal

```
name:                edit-lenses-demo
version:             0.1
synopsis:            Programs demoing the use of symmetric, stateful edit lenses
Description:         Some simple demo programs showing ways to use the
                     edit-lenses package.
license:            BSD3
license-file:       LICENSE
author:            Daniel Wagner
maintainer:        daniel@wagner-home.com
category:          Data
build-type:        Simple
cabal-version:     >=1.8
```

```
flag gtk
  description: Build demos that require a GUI.
  default: False
```

```
executable lens-editor
  if flag(gtk)
    build-depends:
      base >= 3.0 && < 5,
      containers >= 0.4,
      data-default >= 0.3,
      Diff >= 0.1 && < 0.2,
      edit-lenses >= 0.2,
      gtk >= 0.12,
      regex-pcre >= 0.94
    extensions: GeneralizedNewtypeDeriving
    other-modules: Data.Lens.Edit.String Data.Module.String
    main-is: lens-editor.hs
  else
    build-depends: base >= 3.0 && < 5
    main-is: no-gtk.hs
```

A.3 demos/lens-editor.hs

```
{-# LANGUAGE GeneralizedNewtypeDeriving #-}
```

```
import Control.Concurrent
import Control.Monad
import Data.IORef
import Data.Lens.Edit
import Data.Lens.Edit.Stateful
import Data.Lens.Edit.String
import Data.Maybe
import Data.Module hiding (Delete, Insert)
import Data.Module.String
import Graphics.UI.Gtk
```

```

newtype DATE = DATE () deriving Default
newtype COUNTRY = COUNTRY () deriving Default
newtype COMMA = COMMA () deriving Default
newtype SEMICOLON = SEMICOLON () deriving Default
newtype NEWLINE = NEWLINE () deriving Default

instance Show DATE where show DATE {} = "0000"
instance Show COUNTRY where show COUNTRY {} = "Unknown"
instance Show COMMA where show COMMA {} = ","
instance Show SEMICOLON where show SEMICOLON {} = ";"
instance Show NEWLINE where show NEWLINE {} = "\n"

commaToSemicolon
    = skipNonEmpty COMMA {} ","
    # op (skipNonEmpty SEMICOLON {} ";")
composerName = copyEmpty "[^;\n]*"
composerYear = skipNonEmpty DATE {} "\\d\\d\\d\\d\\d\\d"
composerCountry = op (skipNonEmpty COUNTRY {} "[A-Z][^\\n]*")
newline = copyNonEmpty NEWLINE {} "\n"
(leftM, lens, rightM) = star (composerName # commaToSemicolon #
                             composerYear # composerCountry # newline)

initView string = do
    buffer ← textBufferNew Nothing
    view ← textViewNewWithBuffer buffer
    good ← newIORef (def, [])
    del ← newIORef (Delete 0 0)
    sigm ← newEmptyMVar
    font ← fontDescriptionNew
    fontDescriptionSetSize font 48
    widgetModifyFont view (Just font)
    readIORef good >>= textBufferInsertAtCursor buffer . pprint string . fst
    return (buffer, view, good, del, sigm)

changeEvent cref sigm this that goodThis goodThat dput stringThis stringThat e = do
    c ← readIORef cref
    (oldThis, es) ← readIORef goodThis
    (oldThat, _) ← readIORef goodThat
    newThisS ← get this textBufferText
    sigs ← readMVar sigm
    mapM _ signalBlock sigs
    case parse stringThis newThisS of
        Nothing → writeIORef goodThis (oldThis, e:es)
        Just newThis → do
            let eThis = edit stringThis oldThis (e:es)
                (eThat, c') = dput lens (edit stringThis oldThis (e:es), c)
                Just newThat = apply eThat oldThat
            putStrLn $ "Edit received: " ++ show eThis
            putStrLn $ "Lens computes: " ++ show eThat
            writeIORef cref c'

```

```

        writeIORef goodThis (newThis, [])
        writeIORef goodThat (newThat, [])
        set that [ textBufferText := pprint stringThat newThat ]
    mapM_ signalUnblock sigs

changeEventL cref (buf1, _, good1, _, _) (buf2, _, good2, _, sigm2)
    = changeEvent cref sigm2 buf1 buf2 good1 good2 dputr leftM rightM
changeEventR cref (buf1, _, good1, _, sigm1) (buf2, _, good2, _, _)
    = changeEvent cref sigm1 buf2 buf1 good2 good1 dputl rightM leftM

insertEdit p s = get p textIterOffset >>= \n → return (Insert (n - length s) s)
deleteEdit p p' = liftM2 Delete (get p textIterOffset) (get p' textIterOffset)

main = do
    initGUI
    window ← windowNew
    hbox ← hboxNew False 2
    cref ← newIORef (missing lens)
    v1@(buf1, view1, good1, del1, sigm1) ← initView leftM
    v2@(buf2, view2, good2, del2, sigm2) ← initView rightM

    window 'on' objectDestroy $ mainQuit
    -- abbreviations to save horizontal space
    let ins = bufferInsertText; del = deleteRange
    sig1i ← buf1 'after' ins $ \p s → insertEdit p s >>= changeEventL cref v1 v2
    sig1w ← buf1 'on' del $ \p p' → deleteEdit p p' >>= writeIORef del1
    sig1r ← buf1 'after' del $ \p p' → readIORef del1 >>= changeEventL cref v1 v2
    sig2i ← buf2 'after' ins $ \p s → insertEdit p s >>= changeEventR cref v1 v2
    sig2w ← buf2 'on' del $ \p p' → deleteEdit p p' >>= writeIORef del2
    sig2r ← buf2 'after' del $ \p p' → readIORef del2 >>= changeEventR cref v1 v2
    putMVar sigm1 [sig1i, sig1w, sig1r]
    putMVar sigm2 [sig2i, sig2w, sig2r]

    set window [ containerChild      := hbox
                  , windowDefaultWidth := 600
                  , windowDefaultHeight := 200
                ]
    set hbox [ containerChild      := view1
              , containerChild    := view2
            ]

    widgetShowAll window
    mainGUI

```

A.4 demos/no-gtk.hs

```

main = putStrLn "This executable was disabled at compile time to avoid a dependency \
    \on Gtk+. To\enable, add \"--flags=gtk\" to cabal's configure or install command."

```

A.5 demos/Data/Lens/Edit/String.hs

```
module Data.Lens.Edit.String where

import Data.Lens.Edit.Container
import Data.Lens.Edit.Primitive
import Data.Lens.Edit.Product
import Data.Module.String

-- to shorten some type declarations
type Match' = NewDefaultMatch
type Edit' = NewDefaultModule

copyEmpty :: String → (Match, Id [Edit], Match)
copyEmpty s = (Match s, Id, Match s)

copyNonEmpty :: v → String → (Match' v, Id (Edit' v), Match' v)
copyNonEmpty v s = (NewDefaultMatch s, Id, NewDefaultMatch s)

skipEmpty :: String → (Match, Disconnect [Edit] [Edit], Match)
skipEmpty s = (Match s, Disconnect, Match "")

skipNonEmpty :: v → String → (Match' v, Disconnect (Edit' v) [Edit], Match)
skipNonEmpty v s = (NewDefaultMatch s, Disconnect, Match "")

(#) :: (a, k, b) → (c, l, d) → ((a, c), CompactProduct k l, (b, d))
(#) (a, k, b) (c, l, d) = ((a, c), CompactProduct k l, (b, d))

op :: (a, l, b) → (b, Op l, a)
op (a, l, b) = (b, Op l, a)

star :: (a, l, b) → (Asterisk a, Map Int l, Asterisk b)
star (a, l, b) = (Asterisk a, Map l, Asterisk b)
```

A.6 demos/Data/Module/String.hs

```
{-# LANGUAGE FlexibleContexts, FlexibleInstances, GeneralizedNewtypeDeriving #-}
{-# LANGUAGE ScopedTypeVariables, TypeFamilies #-}
module Data.Module.String where

import Control.Applicative
import Control.Arrow
import Control.Monad
import Data.Algorithm.Diff
import Data.Default
import Data.List
import Data.Maybe
import Data.Module.Class
import Data.Module.Container (ContainerAtom)
import Data.Module.Product
```

```

import Data.Module.Shape
import Data.Monoid
import Text.Regex.PCRE
import qualified Data.Map as M
import qualified Data.Module.Container as C

class Module (M m) => StringModule m where
  type M m
  valid  :: m -> String -- returns a regex telling what strings are valid
  parse  :: m -> String -> Maybe (V (M m))
  pprint :: m -> V (M m) -> String
  edit   :: m -> V (M m) -> [Edit] -> M m

data Edit = Insert Int String | Delete Int Int deriving (Show, Read)

instance PartialEdit Edit where
  type Vg Edit = String
  applyg (Insert n s') s = Just (take n s ++ s' ++ drop n s)
  applyg (Delete n n') s = Just (take n s ++ drop n' s)

newtype Match = Match String deriving (Eq, Ord, Show, Read)
maybeMatch re s = guard (s =~ re ≡ (0 :: Int, length s)) >> return s
instance StringModule Match where
  type M Match = [Edit]
  valid (Match re) = re
  parse = maybeMatch . valid
  pprint = const id
  edit = const (const id)

instance (StringModule dX, StringModule dY) => StringModule (dX, dY) where
  type M (dX, dY) = (M dX, M dY)
  valid (mx, my) = valid mx ++ valid my
  parse (mx, my) s = do
    let (m , n ) = s =~ valid mx
        (m' , n') = drop n s =~ valid my
    guard ([m, m', n + n'] ≡ [0, 0, length s])
    vx ← parse mx (take n s)
    vy ← parse my (drop n s)
    return (vx, vy)
  pprint (mx, my) (vx, vy) = pprint mx vx ++ pprint my vy
  edit = editProd

editProd (mx, my) (vx, vy) es = edit mx vx *** edit my vy $ case splitMap of
  Nothing -> (replace sx sx', replace sy sy')
  Just ms -> (exs, eys)
  where
    die = error "The impossible happened! \
      \A [Edit] didn't successfully apply to a String in editProd."
    sx = pprint mx vx
    sy = pprint my vy
    sn = fromMaybe die (apply es (sx ++ sy))

```

```

oldSplit      = length sx
newSplit      = snd (sn =~ valid mx :: (Int, Int))
(sx', sy')    = splitAt newSplit sn
easySplits    = trackEdits [oldSplit] es
splitMap      = M.lookup newSplit easySplits
-- this is dangerous, only use the variables it binds when splitMap is
-- definitely a Just!
(exs, eys)    = splitEdits (fromJust splitMap) oldSplit es
replace s s' = [Insert 0 s', Delete 0 (length s)]

trackEdit :: Edit → (Int, M.Map Int (M.Map Int Int)) → (Int, M.Map Int (M.Map Int Int))
trackEdit (Insert n s) (i, m) = (i + 1, m') where
  (smaller, larger') = M.split n m
  len = length s
  larger = M.mapKeysMonotonic (+ len) larger'
  exact = case M.lookup n m of
    Nothing → M.empty
    Just im → M.fromList [(n + i', M.insert i i' im) | i' ← [0 .. len]]
  m' = smaller `M.union` larger `M.union` exact
trackEdit (Delete n n') (i, m)
  | n > n' = trackEdit (Delete n' n) (i, m)
  | n ≡ n' = (i + 1, m)
  | n < n' = (i + 1, m') where
    (smaller, notSmaller) = M.split (n + 1) m
    (deleted, larger') = M.split (n' - 1) notSmaller
    len = n' - n
    larger = M.mapKeysMonotonic (subtract len) larger'
    m' = smaller `M.union` larger
-- NOTE: this arbitrarily prefers the edits on the left-hand side of the
-- deletion boundary over the edits on the right-hand side of the deletion
-- boundary when a chunk boundary happens to fall on a position that
-- matches the deletion boundary

-- input: the locations of chunk boundaries, plus some edits
-- returns:
--   The inner Map Int Int tells,
--     for each index into the edits, whether to split the resulting edit and where.
--   The outer Map tells,
--     for each position, if a chunk boundary ends up landing there, how to split the edits.
trackEdits :: [Int] → [Edit] → M.Map Int (M.Map Int Int)
trackEdits bounds = snd . foldr trackEdit (0, M.fromList (zip bounds (repeat M.empty)))

splitEdits :: M.Map Int Int → Int → [Edit] → ([Edit], [Edit])
splitEdits m split = snd . foldr splitEdit ((0, split), ([], [])) where
  splitEdit :: Edit → ((Int, Int), ([Edit], [Edit])) → ((Int, Int), ([Edit], [Edit]))
  splitEdit e@(Delete n n') ((i, split), (els, ers))
    | n > n' = splitEdit (Delete n' n) ((i, split), (els, ers))
    | n' ≤ split = ((i + 1, split - n' + n), (e:els, ers))
    | n ≥ split = ((i + 1, split), (els, Delete (n - split) (n' - split) : ers))
    | otherwise = error "The impossible happened! \
      \A deletion crossed a chunk boundary."

```

```

splitEdit e@(Insert n s) ((i, split), (els, ers)) = case M.lookup i m of
  Nothing
    | n < split → ((i+1, split+length s), (e:els, ers))
    | n > split → ((i+1, split), (els, Insert (n-split) s : ers))
    | otherwise → error
      "The impossible happened! An insertion crossed a \
      \chunk boundary without being in the splitting map."
  Just n' → ((i+1, split+n'),
    (consInsert n (take n' s) els,
     consInsert 0 (drop n' s) ers))
consInsert n "" es = es
consInsert n s es = Insert n s : es

data Asterisk m = Asterisk m
instance StringModule m ⇒ StringModule (Asterisk m) where
  type M (Asterisk m) = [ContainerAtom Int (M m)]
  valid (Asterisk m) = "(" ++ valid m ++ ")"*
  pprint (Asterisk m) = containerToList >=> pprint m
  edit (Asterisk m) = editList m . containerToList
  parse (Asterisk m) = liftM listToContainer . parseList m

parseList m = splitList (valid m) >=> mapM (parse m)
splitList re "" = return []
splitList re s = do
  -- pattern match failure means the regex didn't match at the beginning,
  -- and results in a failed parse overall
  ("", sMatch, rest) ← return (s =~ re)
  liftM (sMatch:) (splitList re rest)

-- Heuristic: if we can track where *all* the old splits went, then go ahead
-- and do that. Nice! Otherwise, use diff to compare the entire old list with
-- the entire new list.
--
-- There's a lot of room for improvement: we could take the regions between
-- successfully tracked splits and the regions with unsuccessfully tracked
-- splits and run the diff only on the unsuccessful regions, for example.
-- Additionally, note that when we are tracking splits, we assume that no
-- splits are inserted or deleted. A more sophisticated heuristic might try to
-- relax this assumption somehow (though the only way I could think of to relax
-- it would result in an exponential-time algorithm).

editList m vs es = fromMaybe diffy exact where
  exact = editListExact m vs oldss newss es 0
  diffy = editListDiff m oldss newss
  oldss = map (pprint m) vs
  newss = fromJust (splitList (valid m) =<< apply es (concat oldss)) :: [String]

editListExact m (v:vs) (olds:oldss) (news:newss) es i = case splitMap of
  Nothing → Nothing
  Just ms → liftM (modifyHere++) (editListExact m vs oldss newss erest (i+1))
  where

```

```

oldSplit      = length olds
newSplit      = length news
easySplits    = trackEdits [oldSplit] es
splitMap      = M.lookup newSplit easySplits
-- this is dangerous, only use the variables it binds when splitMap is
-- definitely a Just!
(e, ertest)   = splitEdits (fromJust splitMap) oldSplit es
modifyHere    = [C.Modify i (edit m v e) | not (null e)]
editListExact m [] [] [] i = Just []
editListExact _ _ _ _ _ = Nothing

editListDiff m oldss newss = result where
  diff = getDiff oldss newss
  tags = map fst diff
  count place      = length . filter ( $\equiv$ place) $ tags
  (countS, countF) = (count S, count F)
  match place B    = [True]
  match place place' = [False | place  $\equiv$  place']
  reordered place  = map fst
    . uncurry (++)
    . partition snd
    . zip [0..]
    $ tags >>= match place
  needsReorder place = any ( $\equiv$ B) (dropWhile (place /=) tags)
  moveInsertions _ i = fromJust (findIndex ( $\equiv$ i) (reordered S))
  moveDeletions _ i = reordered F !! i
  create s = edit m def [Insert 0 s, Delete 0 . length . pprint m $ def]
  result
    = [C.Rearrange (Sum 0) moveInsertions | needsReorder S]
    ++ zipWith C.Modify
      [count B .. count B + count S - 1]
      [create news | (S, news)  $\leftarrow$  diff]
    ++ [C.Insert . Sum          $ countS | countS > 0]
    ++ [C.Delete . Sum . negate $ countF | countF > 0]
    ++ [C.Rearrange (Sum 0) moveDeletions | needsReorder F]

-- a few utilities for defining string modules whose default value is not ""
newtype NewDefault v = NewDefault String deriving (Eq, Ord)
instance Show (NewDefault v) where show (NewDefault s) = show s
instance Read (NewDefault v) where readsPrec n s = first NewDefault <$> readsPrec n s
instance (Default v, Show v)  $\Rightarrow$  Default (NewDefault v) where
  def = NewDefault (show (def :: v))

newtype NewDefaultModule v = NewDefaultModule [Edit] deriving (Show, Read, Monoid)
instance (Default v, Show v)  $\Rightarrow$  Module (NewDefaultModule v) where
  type V (NewDefaultModule v) = NewDefault v
  apply (NewDefaultModule es) (NewDefault v) = liftM NewDefault (apply es v)
newtype NewDefaultMatch v = NewDefaultMatch String deriving (Eq, Ord, Show, Read)

instance (Default v, Show v)  $\Rightarrow$  StringModule (NewDefaultMatch v) where
  type M (NewDefaultMatch v) = NewDefaultModule v

```



```

valid (NewDefaultMatch re) = re
parse m                      = liftM NewDefault . maybeMatch (valid m)
pprint m (NewDefault s)     = s
edit                         = const (const NewDefaultModule)

```

A.7 lib/edit-lenses.cabal

```

name:                edit-lenses
version:             0.2
synopsis:            Symmetric, stateful edit lenses
Description:         An implementation of the ideas of the paper /Edit Lenses/,
                    available at <http://dmwit.com/papers/201107EL.pdf>.
-- Homepage:        http://dmwit.com/edit-lenses
license:            BSD3
license-file:       LICENSE
author:             Daniel Wagner
maintainer:         daniel@wagner-home.com
category:           Data
build-type:         Simple
cabal-version:      >=1.8

```

library

```

exposed-modules:
    Data.Container,
    Data.Iso,
    Data.Module,
    Data.Module.Class,
    Data.Module.List,
    Data.Module.Primitive,
    Data.Module.Sum,
    Data.Module.Product,
    Data.Module.Container,
    Data.Module.Shape,
    Data.Lens.Bidirectional,
    Data.Lens.Edit,
    Data.Lens.Edit.Container,
    Data.Lens.Edit.List,
    Data.Lens.Edit.Stateless,
    Data.Lens.Edit.Stateful,
    Data.Lens.Edit.Sum,
    Data.Lens.Edit.Primitive,
    Data.Lens.Edit.Product

```

```

build-depends:
    base >= 3.0 && < 5,
    containers >= 0.3,
    data-default >= 0.3,
    lattices >= 1.2,
    mtl >= 2.0

```

```

extensions:
    FlexibleContexts,
    FlexibleInstances,

```

```

    GeneralizedNewtypeDeriving,
    ScopedTypeVariables,
    TypeFamilies,
    TypeOperators
if impl(ghc)
    -- The meaning of the TypeFamilies extension changed between GHC 7.0 and
    -- GHC 7.2: superclass equality constraints were not possible prior to 7.2.
    -- Since there's no way to depend on a version of GHC, this is the next
    -- best thing: depend on a version of base that's quite new.
    base >= 4.4

```

A.8 lib/Data/Container.hs

```

{-# LANGUAGE FlexibleContexts, TypeFamilies #-}
module Data.Container where

import Algebra.PartialOrd
import Data.Default
import Data.Module.Class
import Data.Set

type family ShapeModule shape

class ( V (ShapeModule shape) ~ shape
      , Module (ShapeModule shape)
      , PartialOrd shape
      , Ord (P shape)
      )
  => ContainerType shape where
  type P shape -- _positions
  live :: shape → Set (P shape) -- monotone

data Container shape element = Container
  { currentShape :: shape
  , containedValues :: P shape → element -- only need be defined for "live" shapes
  }

instance (Default shape, Default element) => Default (Container shape element) where
  def = Container def (const def)

replace p e c = c { containedValues = \p' → if p ≡ p' then e else containedValues c p' }

```

A.9 lib/Data/Iso.hs

```

module Data.Iso where

data Iso a b = Iso (a → b) (b → a)
instance Show (Iso a b) where show (Iso f g) = "Iso <fn> <fn>"

```

A.10 lib/Data/Module.hs

```
{-# LANGUAGE TypeFamilies, GeneralizedNewtypeDeriving, FlexibleContexts #-}
module Data.Module
  ( module Data.Default
  , module Data.Module.Class
  , module Data.Module.List
  , module Data.Module.Primitive
  , module Data.Module.Product
  , module Data.Module.Shape
  , module Data.Module.Sum
  , module Data.Monoid
  ) where

import Data.Default
import Data.Module.Class
import Data.Module.List
import Data.Module.Primitive
import Data.Module.Product
import Data.Module.Shape
import Data.Module.Sum
import Data.Monoid hiding (Sum(..))
```

A.11 lib/Data/Lens/Bidirectional.hs

```
{-# LANGUAGE TypeFamilies #-}

module Data.Lens.Bidirectional where

class Bidirectional l where
  type L l
  type R l
```

A.12 lib/Data/Lens/Edit.hs

```
module Data.Lens.Edit
  ( module Data.Lens.Bidirectional
  , module Data.Lens.Edit.Container
  , module Data.Lens.Edit.Primitive
  , module Data.Lens.Edit.Product
  , module Data.Lens.Edit.Sum
  ) where

import Data.Lens.Bidirectional
import Data.Lens.Edit.Container
import Data.Lens.Edit.Primitive
import Data.Lens.Edit.Product
import Data.Lens.Edit.Sum
```

A.13 lib/Data/Lens/Edit/Container.hs

```
{-# LANGUAGE FlexibleContexts, TypeFamilies, TypeOperators #-}
module Data.Lens.Edit.Container where

import Data.Container
import Data.Default
import Data.Iso
import Data.Lens.Bidirectional
import Data.Lens.Edit.Stateful (C) -- needed for GHC 7.2
import Data.Module.Class
import Data.Module.Container
import qualified Data.Lens.Edit.Stateful as F -- state_f_ul
import qualified Data.Lens.Edit.Stateless as L -- state_l_ess
import qualified Data.Set                as S

data Map shape l = Map l deriving (Eq, Ord, Show, Read)

instance Bidirectional l => Bidirectional (Map shape l) where
  type L (Map shape l) = [ContainerAtom shape (L l)]
  type R (Map shape l) = [ContainerAtom shape (R l)]

instance (ContainerType shape, F.Lens l) => F.Lens (Map shape l) where
  type C (Map shape l) = Container shape (F.C l)
  missing (Map l) = Container def (const (F.missing l))
  dputr (Map l) = F.foldState (dputMapF F.dputr l)
  dputl (Map l) = F.foldState (dputMapF F.dputl l)

instance (ContainerType shape, L.Lens l) => L.Lens (Map shape l) where
  dputr (Map l) = map (dputMapL L.dputr l)
  dputl (Map l) = map (dputMapL L.dputl l)

dputMapF dput l FailContainer c = ([FailContainer], c)
dputMapF dput l (Modify p dx) c
  | S.member p (live (currentShape c)) = ([Modify p dy], replace p c' c)
  | otherwise = ([FailContainer], c)
  where (dy, c') = dput l (dx, containedValues c p)
dputMapF dput l (Insert ds) c = case apply ds (currentShape c) of
  Nothing -> ([FailContainer], c)
  Just s -> ([Insert ds], expand s (F.missing l) c)
dputMapF dput l (Delete ds) c = case apply ds (currentShape c) of
  Nothing -> ([FailContainer], c)
  Just s -> ([Delete ds], setShape s c)
dputMapF dput l (Rearrange ds f) c = case apply ds (currentShape c) of
  Nothing -> ([FailContainer], c)
  Just s -> ([Rearrange ds f], reorder f s c)

dputMapL dput l (FailContainer) = FailContainer
dputMapL dput l (Modify p dx) = Modify p (dput l dx)
dputMapL dput l (Insert ds) = Insert ds
dputMapL dput l (Delete ds) = Delete ds
```

```
dputMapL dput l (Rearrange ds f) = Rearrange ds f
```

A.14 lib/Data/Lens/Edit/List.hs

```
{-# LANGUAGE NoMonomorphismRestriction, TypeFamilies #-}
```

```
module Data.Lens.Edit.List where
```

```
import Data.Lens.Bidirectional
import Data.Lens.Edit.Stateful (C) -- needed for GHC 7.2
import Data.List
import Data.Module.Class
import Data.Module.List
import Data.Module.Product
import Data.Module.Sum
import Data.Monoid
import qualified Data.Lens.Edit.Stateful as F -- state_f_ul
import qualified Data.Lens.Edit.Stateless as L -- state_l_ess
```

```
data Map l = Map l deriving (Eq, Ord, Show, Read)
```

```
instance Bidirectional l => Bidirectional (Map l) where
  type L (Map l) = [ListAtom (L l)]
  type R (Map l) = [ListAtom (R l)]
```

```
instance F.Lens l => F.Lens (Map l) where
  type C (Map l) = [C l]
  missing _ = []
  dputr (Map l) = F.foldState (dputMapF l F.dputr)
  dputl (Map l) = F.foldState (dputMapF l F.dputl)
```

```
dputMapF l dput e cs = case e of
  FailList    -> ([ FailList ], cs)
  Modify p dx -> case split3 p cs of
    Just (b, c, e) -> let (dy, c') = dput l (dx, c)
                        in ([Modify p dy], b ++ [c'] ++ e)
    Nothing        -> ([ FailList ], cs)
  Insert i     -> ([Insert i], cs ++ genericReplicate i (F.missing l))
  Delete i     -> ([Delete i], zipWith const cs (genericDrop i cs))
  Rearrange p  -> ([Rearrange p], applyPermutation p cs)
```

```
instance L.Lens l => L.Lens (Map l) where
  dputr (Map l) = map (dputMapL (L.dputr l))
  dputl (Map l) = map (dputMapL (L.dputl l))
```

```
dputMapL dput e = case e of
  {-
    Modify p dx -> Modify p (dput dx)
    - -> unsafeCoerce e
  -}
  FailList    -> FailList
```

```

Modify p dx → Modify p (dput dx)
Insert i    → Insert i
Delete i    → Delete i
Rearrange p → Rearrange p

```

data Partition dX dY = Partition **deriving** (Eq, Ord, Show, Read)

instance Bidirectional (Partition dX dY) **where**

type L (Partition dX dY) = [ListAtom [SumAtom dX dY]]

type R (Partition dX dY) = [ProductAtom [ListAtom dX] [ListAtom dY]]

instance (Monoid dX, Monoid dY) ⇒ F.Lens (Partition dX dY) **where**

type C (Partition dX dY) = [Tag]

missing _ = []

dputr _ = F.foldState dputrPartition

dputl _ = F.foldState dputlPartition

dputrPartition (Modify p dvs) c

| 1 ≤ p && p ≤ n = F.foldState (dputrPartitionMod p n) (dvs, c)

| **otherwise** = (failPartition, c)

where n = **genericLength** c

dputrPartition (Insert i) c = ([**Left** [Insert i]], c ++ **genericReplicate** i L)

dputrPartition (Delete i) c = ([d1, d0], del i c) **where**

del i c = **zipWith** **const** c (**genericDrop** i c)

(nL, nR) = count (i+1) (**reverse** c)

d0 = **Left** [Delete (nL-1)]

d1 = **Right** [Delete (nR-1)]

dputrPartition (Rearrange p) c = ([dL, dR], c') **where**

n = **genericLength** c

(nL, nR) = count (n+1) c

c' = **applyPermutation** p c

dL = **Left** [Rearrange (Simple iL)]

dR = **Right** [Rearrange (Simple iR)]

iL = **map** (out . h . **Left**) [1..nL-1]

iR = **map** (out . h . **Right**) [1..nR-1]

out = **either** **id** **id**

h = **iso** c . **complexPermutation** p n . **isoInv** c'

dputrPartition FailList c = (failPartition, c)

dputrPartitionMod p n e c = **case** e **of**

FailSum → (failPartition, c)

StayL dv → ([**Left** [Modify pL dv]], c)

StayR dv → ([**Right** [Modify pR dv]], c)

SwitchLL dv → ([**Left** [Modify pL dv], **Left** (ins pL n), **Left** (del pL n)], set L)

SwitchLR dv → ([**Right** [Modify pR dv], **Right** (ins pR n), **Left** (del pL n)], set R)

SwitchRL dv → ([**Left** [Modify pL dv], **Left** (ins pL n), **Right** (del pR n)], set L)

SwitchRR dv → ([**Right** [Modify pR dv], **Right** (ins pR n), **Right** (del pR n)], set R)

where

(pL, pR) = count p c

set v = **case** split3 p c **of**

Just (b, _, e) → b ++ [v] ++ e

Nothing → c

```

dputlPartition (Left dvs) c = F.foldState (dputlPartition' L StayL SwitchLL onL) (dvs, c)
dputlPartition (Right dvs) c = F.foldState (dputlPartition' R StayR SwitchLR onR) (dvs, c)

```

```

dputlPartition' j stayj switchLj onj e c = case e of
  Modify p dx
    | 1 ≤ p && p ≤ n → ([Modify p' [stayj dx]], c)
    | otherwise      → ([FailList ], c)
  where
    n = genericLength c
    p' = isoInv c (tag j p)
  Insert i → (switches ++ insert, c ++ genericReplicate i j) where
    n = genericLength c
    switches = [Modify p [switchLj mempty] | p ← [n+1 .. n+i]]
    insert = [Insert i]
  Delete i → F.foldState dputlPartitionDelete (genericReplicate i j, c)
  Rearrange p → ([Rearrange (Simple is)], c) where
    nj = sum [1 | k ← c, j ≡ k]
    g = onj (complexPermutation p nj)
    f = isoInv c . g . iso c
    is = map f [1..length c]
  FailList → ([FailList ], c)

```

```

dputlPartitionDelete j c = (del p n, c') where
  n = genericLength c
  nj = sum [1 | k ← c, j ≡ k]
  p = isoInv c (tag j nj)
  c' = case split3 p c of
    Just (b, _, e) → b ++ e

```

```

failPartition = [Left [FailList ], Right [FailList ]]

```

```

count p [] = (1,1)
count 1 cs = (1,1)
count p (c:cs) = (nL + isL, nR + isR) where
  (nL, nR) = count (p-1) cs
  (isL, isR) = case c of L → (1,0); R → (0,1)

```

```

iso c p = case genericIndex c (p-1) of
  L → Left (fst (count p c))
  R → Right (snd (count p c))

```

```

label = go (1,1) where
  go (1,r) [] = []
  go (1,r) (L:xs) = Left l : go (l+1,r) xs
  go (1,r) (R:xs) = Right r : go (l,r+1) xs

```

```

isoInv c p = case findIndex (p≡) (label c) of
  Nothing → error $ "went out of bounds while trying to compute index "
    ++ show p
    ++ " in complement "

```

```

++ show c
Just i → toInteger i+1

ins p n = [Rearrange (Simple ([1 .. p-1] ++ [n+1] ++ [p+1 .. n])), Insert 1]
del p n = [Delete 1, Rearrange (Simple ([1 .. p-1] ++ [p+1 .. n] ++ [p]))]

tag L = Left
tag R = Right

onL f = either (Left . f) Right
onR f = either Left (Right . f)

```

A.15 lib/Data/Lens/Edit/Primitive.hs

```

{-# LANGUAGE TypeFamilies #-}
module Data.Lens.Edit.Primitive where

import Control.Arrow (first)
import Data.Lens.Bidirectional
import Data.Lens.Edit.Stateful (C) -- needed for GHC 7.2
import Data.Iso
import Data.Monoid
import qualified Data.Lens.Edit.Stateful as F -- state_f_ul
import qualified Data.Lens.Edit.Stateless as L -- state_l_ess

data Id dX = Id deriving (Eq, Ord, Show, Read)
instance Bidirectional (Id dX) where
  type L (Id dX) = dX
  type R (Id dX) = dX

instance F.Lens (Id dX) where
  type C (Id dX) = ()
  missing = const ()
  dputr = const id
  dputl = const id

instance L.Lens (Id dX) where
  dputr = const id
  dputl = const id

data Compose k l = Compose k l deriving (Eq, Ord, Show, Read)
instance (Bidirectional k, Bidirectional l, R k ~ L l) ⇒ Bidirectional (Compose k l) where
  type L (Compose k l) = L k
  type R (Compose k l) = R l

instance (F.Lens k, F.Lens l, R k ~ L l) ⇒ F.Lens (Compose k l) where
  type C (Compose k l) = (F.C k, F.C l)
  missing (Compose k l) = (F.missing k, F.missing l)
  dputr (Compose k l) (dx, (ck, cl)) =
    let (dy, ck') = F.dputr k (dx, ck)
        (dz, cl') = F.dputr l (dy, cl)

```



```

    in (dz, (ck', cl'))
dputl (Compose k l) (dz, (ck, cl)) =
    let (dy, cl') = F.dputl l (dz, cl)
        (dx, ck') = F.dputl k (dy, ck)
    in (dx, (ck', cl'))

instance (L.Lens k, L.Lens l, R k ~ L l)  $\Rightarrow$  L.Lens (Compose k l) where
    dputr (Compose k l) = L.dputr l . L.dputr k
    dputl (Compose k l) = L.dputl k . L.dputl l

data ComposeFL k l = ComposeFL k l deriving (Eq, Ord, Show, Read)
instance (Bidirectional k, Bidirectional l, R k ~ L l)  $\Rightarrow$ 
    Bidirectional (ComposeFL k l) where
    type L (ComposeFL k l) = L k
    type R (ComposeFL k l) = R l

instance (F.Lens k, L.Lens l, R k ~ L l)  $\Rightarrow$  F.Lens (ComposeFL k l) where
    type C (ComposeFL k l) = F.C k
    missing (ComposeFL k l) = F.missing k
    dputr (ComposeFL k l) = first (L.dputr l) . F.dputr k
    dputl (ComposeFL k l) = F.dputl k . first (L.dputl l)

data ComposeLF k l = ComposeLF k l deriving (Eq, Ord, Show, Read)
instance (Bidirectional k, Bidirectional l, R k ~ L l)  $\Rightarrow$ 
    Bidirectional (ComposeLF k l) where
    type L (ComposeLF k l) = L k
    type R (ComposeLF k l) = R l

instance (L.Lens k, F.Lens l, R k ~ L l)  $\Rightarrow$  F.Lens (ComposeLF k l) where
    type C (ComposeLF k l) = F.C l
    missing (ComposeLF k l) = F.missing l
    dputr (ComposeLF k l) = F.dputr l . first (L.dputr k)
    dputl (ComposeLF k l) = first (L.dputl k) . F.dputl l

data Op l = Op l deriving (Eq, Ord, Show, Read)
unOp (Op l) = l
instance Bidirectional l  $\Rightarrow$  Bidirectional (Op l) where
    type L (Op l) = R l
    type R (Op l) = L l

instance F.Lens l  $\Rightarrow$  F.Lens (Op l) where
    type C (Op l) = F.C l
    missing = F.missing . unOp
    dputr = F.dputl . unOp
    dputl = F.dputr . unOp

instance L.Lens l  $\Rightarrow$  L.Lens (Op l) where
    dputr = L.dputl . unOp
    dputl = L.dputr . unOp

data Disconnect dX dY = Disconnect deriving (Eq, Ord, Show, Read)

```

```

instance Bidirectional (Disconnect dX dY) where
    type L (Disconnect dX dY) = dX
    type R (Disconnect dX dY) = dY

instance (Monoid dX, Monoid dY)  $\Rightarrow$  F.Lens (Disconnect dX dY) where
    type C (Disconnect dX dY) = ()
    missing = const ()
    dputr _ (_ , c) = (mempty, c)
    dputl _ (_ , c) = (mempty, c)

instance (Monoid dX, Monoid dY)  $\Rightarrow$  L.Lens (Disconnect dX dY) where
    dputr = const (const mempty)
    dputl = const (const mempty)

instance Bidirectional (Iso dX dY) where
    type L (Iso dX dY) = dX
    type R (Iso dX dY) = dY

instance F.Lens (Iso dX dY) where
    type C (Iso dX dY) = ()
    missing = const ()
    dputr (Iso f g) (dx, c) = (f dx, c)
    dputl (Iso f g) (dy, c) = (g dy, c)

instance L.Lens (Iso dX dY) where
    dputr (Iso f g) = f
    dputl (Iso f g) = g

```

A.16 lib/Data/Lens/Edit/Product.hs

```

{-# LANGUAGE TypeFamilies #-}
module Data.Lens.Edit.Product where

import Control.Arrow
import Data.Lens.Bidirectional
import Data.Lens.Edit.Stateful (C) -- needed for GHC 7.2
import Data.Module.Product
import qualified Data.Lens.Edit.Stateful as F -- state_f_ul
import qualified Data.Lens.Edit.Stateless as L -- state_l_ess

swizzleFF ((a, b), (c, d)) = ((a, c), (b, d))
data CompactProduct k l = CompactProduct k l deriving (Eq, Ord, Show, Read)
instance (Bidirectional k, Bidirectional l)  $\Rightarrow$  Bidirectional (CompactProduct k l) where
    type L (CompactProduct k l) = (L k, L l)
    type R (CompactProduct k l) = (R k, R l)

instance (F.Lens k, F.Lens l)  $\Rightarrow$  F.Lens (CompactProduct k l) where
    type C (CompactProduct k l) = (F.C k, F.C l)
    missing (CompactProduct k l) = (F.missing k, F.missing l)
    dputr (CompactProduct k l) = swizzleFF . (F.dputr k *** F.dputr l) . swizzleFF
    dputl (CompactProduct k l) = swizzleFF . (F.dputl k *** F.dputl l) . swizzleFF

```

```

instance (L.Lens k, L.Lens l)  $\Rightarrow$  L.Lens (CompactProduct k l) where
    dputr (CompactProduct k l) = L.dputr k *** L.dputr l
    dputl (CompactProduct k l) = L.dputl k *** L.dputl l

swizzleFL ((a, b), c) = ((a, c), b)
data CompactProductFL k l = CompactProductFL k l deriving (Eq, Ord, Show, Read)
instance (Bidirectional k, Bidirectional l)  $\Rightarrow$  Bidirectional (CompactProductFL k l) where
    type L (CompactProductFL k l) = (L k, L l)
    type R (CompactProductFL k l) = (R k, R l)

instance (F.Lens k, L.Lens l)  $\Rightarrow$  F.Lens (CompactProductFL k l) where
    type C (CompactProductFL k l) = F.C k
    missing (CompactProductFL k l) = F.missing k
    dputr (CompactProductFL k l) = swizzleFL . (F.dputr k *** L.dputr l) . swizzleFL
    dputl (CompactProductFL k l) = swizzleFL . (F.dputl k *** L.dputl l) . swizzleFL

swizzleLF ((a, b), c) = (a, (b, c))
unswizzleLF (a, (b, c)) = ((a, b), c)
data CompactProductLF k l = CompactProductLF k l deriving (Eq, Ord, Show, Read)
instance (Bidirectional k, Bidirectional l)  $\Rightarrow$  Bidirectional (CompactProductLF k l) where
    type L (CompactProductLF k l) = (L k, L l)
    type R (CompactProductLF k l) = (R k, R l)

instance (L.Lens k, F.Lens l)  $\Rightarrow$  F.Lens (CompactProductLF k l) where
    type C (CompactProductLF k l) = F.C l
    missing (CompactProductLF k l) = F.missing l
    dputr (CompactProductLF k l) = unswizzleLF . (L.dputr k *** F.dputr l) . swizzleLF
    dputl (CompactProductLF k l) = unswizzleLF . (L.dputl k *** F.dputl l) . swizzleLF

data Product k l = Product k l deriving (Eq, Ord, Show, Read)
instance (Bidirectional k, Bidirectional l)  $\Rightarrow$  Bidirectional (Product k l) where
    type L (Product k l) = [ProductAtom (L k) (L l)]
    type R (Product k l) = [ProductAtom (R k) (R l)]

instance (F.Lens k, F.Lens l)  $\Rightarrow$  F.Lens (Product k l) where
    type C (Product k l) = (F.C k, F.C l)
    missing (Product k l) = (F.missing k, F.missing l)
    dputr (Product k l) = F.foldState (dputProductF (F.dputr k) (F.dputr l))
    dputl (Product k l) = F.foldState (dputProductF (F.dputl k) (F.dputl l))

dputProductF dputk dputl (Left dx) (ck, cl)
    = let (dz, ck') = dputk (dx, ck) in ([Left dz], (ck', cl))
dputProductF dputk dputl (Right dy) (ck, cl)
    = let (dw, cl') = dputl (dy, cl) in ([Right dw], (ck, cl'))

instance (L.Lens k, L.Lens l)  $\Rightarrow$  L.Lens (Product k l) where
    dputr (Product k l) = map (either (Left . L.dputr k) (Right . L.dputr l))
    dputl (Product k l) = map (either (Left . L.dputl k) (Right . L.dputl l))

data ProductFL k l = ProductFL k l deriving (Eq, Ord, Show, Read)

```

```

instance (Bidirectional k, Bidirectional l)  $\Rightarrow$  Bidirectional (ProductFL k l) where
    type L (ProductFL k l) = [ProductAtom (L k) (L l)]
    type R (ProductFL k l) = [ProductAtom (R k) (R l)]

instance (F.Lens k, L.Lens l)  $\Rightarrow$  F.Lens (ProductFL k l) where
    type C (ProductFL k l) = F.C k
    missing (ProductFL k l) = F.missing k
    dputr (ProductFL k l) = F.foldState (dputProductFL (F.dputr k) (L.dputr l))
    dputl (ProductFL k l) = F.foldState (dputProductFL (F.dputl k) (L.dputl l))

dputProductFL dputk dputl (Left dx) ck = let (dz, ck') = dputk (dx, ck) in ([Left dz], ck')
dputProductFL dputk dputl (Right dy) ck = ([Right (dputl dy)], ck)

data ProductLF k l = ProductLF k l deriving (Eq, Ord, Show, Read)
instance (Bidirectional k, Bidirectional l)  $\Rightarrow$  Bidirectional (ProductLF k l) where
    type L (ProductLF k l) = [ProductAtom (L k) (L l)]
    type R (ProductLF k l) = [ProductAtom (R k) (R l)]

instance (L.Lens k, F.Lens l)  $\Rightarrow$  F.Lens (ProductLF k l) where
    type C (ProductLF k l) = F.C l
    missing (ProductLF k l) = F.missing l
    dputr (ProductLF k l) = F.foldState (dputProductLF (L.dputr k) (F.dputr l))
    dputl (ProductLF k l) = F.foldState (dputProductLF (L.dputl k) (F.dputl l))

dputProductLF dputk dputl (Left dx) cl = ([Left (dputk dx)], cl)
dputProductLF dputk dputl (Right dy) cl = let (dw, cl') = dputl (dy, cl) in ([Right dw], cl')

```

A.17 lib/Data/Lens/Edit/Stateful.hs

```

{-# LANGUAGE TypeFamilies #-}
module Data.Lens.Edit.Stateful where

import Data.Lens.Bidirectional
import Data.Monoid

class Bidirectional l  $\Rightarrow$  Lens l where
    type C l
    missing :: l  $\rightarrow$  C l
    dputr   :: l  $\rightarrow$  (L l, C l)  $\rightarrow$  (R l, C l)
    dputl   :: l  $\rightarrow$  (R l, C l)  $\rightarrow$  (L l, C l)

-- Morally, we have
-- foldMap :: Monoid b  $\Rightarrow$  (a  $\rightarrow$  State c b)  $\rightarrow$  ([a]  $\rightarrow$  State c b)
-- which does just what we want. Unfortunately, this requires an
-- instance (Monad m, Monoid a)  $\Rightarrow$  Monoid (m a)
-- and an unhealthy amount of type munging to get in and out of State, curry
-- arguments, etc. Since the instance above is most conveniently available
-- from the "reducers" package, which has a dependency redwood, and the
-- above-mentioned type-munging obfuscates the beautiful definition anyway, we
-- instead re-implement foldMap manually. It's not quite as beautiful
-- conceptually, but it makes for much easier reading.

```

```

foldState :: Monoid dY => (dX -> c -> (dY, c)) -> ([dX], c) -> (dY, c)
foldState f ([], c) = (mempty, c)
foldState f (e:es, c) = (mappend e1 e2, c'') where
    (e2, c') = foldState f (es, c)
    (e1, c'') = f e c'

```

A.18 lib/Data/Lens/Edit/Stateless.hs

```

{-# LANGUAGE TypeFamilies #-}
module Data.Lens.Edit.Stateless where

```

```

import Data.Lens.Bidirectional

```

```

class Bidirectional l => Lens l where
    dputr :: l -> L l -> R l
    dputl :: l -> R l -> L l

```

A.19 lib/Data/Lens/Edit/Sum.hs

```

{-# LANGUAGE TypeFamilies #-}
module Data.Lens.Edit.Sum where

```

```

import Data.Lens.Bidirectional
import Data.Lens.Edit.Stateful (C) -- needed for GHC 7.2
import qualified Data.Lens.Edit.Stateful as F -- state_f_ul
import qualified Data.Lens.Edit.Stateless as L -- state_l_ess
import qualified Data.Module.Sum as M -- _m_odule

```

```

data CompactSum k l = CompactSum k l deriving (Eq, Ord, Show, Read)
instance (Bidirectional k, Bidirectional l) => Bidirectional (CompactSum k l) where
    type L (CompactSum k l) = M.Sum (L k) (L l)
    type R (CompactSum k l) = M.Sum (R k) (R l)

```

```

instance (F.Lens k, F.Lens l) => F.Lens (CompactSum k l) where
    type C (CompactSum k l) = (F.C k, F.C l)
    missing (CompactSum k l) = (F.missing k, F.missing l)
    dputr (CompactSum k l) (M.Sum f dx dz, (ck, cl))
        = (M.Sum (M.retype f) dy dw, (ck', cl'))
        where
            (dy, ck') = F.dputr k (dx, M.bool f ck (F.missing k))
            (dw, cl') = F.dputr l (dz, M.bool f cl (F.missing l))
    dputl (CompactSum k l) (M.Sum f dy dw, (ck, cl))
        = (M.Sum (M.retype f) dx dz, (ck', cl'))
        where
            (dx, ck') = F.dputl k (dy, M.bool f ck (F.missing k))
            (dz, cl') = F.dputl l (dw, M.bool f cl (F.missing l))

```

```

instance (L.Lens k, L.Lens l) => L.Lens (CompactSum k l) where
    dputr (CompactSum k l) (M.Sum f dx dz)

```

```

    = M.Sum (M.retype f) (L.dputr k dx) (L.dputr l dz)
dputl (CompactSum k l) (M.Sum f dy dw)
    = M.Sum (M.retype f) (L.dputl k dy) (L.dputl l dw)

```

```

data SumFL k l = SumFL k l deriving (Eq, Ord, Show, Read)
instance (Bidirectional k, Bidirectional l)  $\Rightarrow$  Bidirectional (SumFL k l) where
    type L (SumFL k l) = M.Sum (L k) (L l)
    type R (SumFL k l) = M.Sum (R k) (R l)

```

```

instance (F.Lens k, L.Lens l)  $\Rightarrow$  F.Lens (SumFL k l) where
    type C (SumFL k l) = F.C k
    missing (SumFL k l) = F.missing k
    dputr (SumFL k l) (M.Sum f dx dz, ck) =
        let (dy, ck') = F.dputr k (dx, M.bool f ck (F.missing k))
        in (M.Sum (M.retype f) dy (L.dputr l dz), ck')
    dputl (SumFL k l) (M.Sum f dy dw, ck) =
        let (dx, ck') = F.dputl k (dy, M.bool f ck (F.missing k))
        in (M.Sum (M.retype f) dx (L.dputl l dw), ck')

```

```

data CompactSumLF k l = CompactSumLF k l deriving (Eq, Ord, Show, Read)
instance (Bidirectional k, Bidirectional l)  $\Rightarrow$  Bidirectional (CompactSumLF k l) where
    type L (CompactSumLF k l) = M.Sum (L k) (L l)
    type R (CompactSumLF k l) = M.Sum (R k) (R l)

```

```

instance (L.Lens k, F.Lens l)  $\Rightarrow$  F.Lens (CompactSumLF k l) where
    type C (CompactSumLF k l) = F.C l
    missing (CompactSumLF k l) = F.missing l
    dputr (CompactSumLF k l) (M.Sum f dx dz, cl) =
        let (dw, cl') = F.dputr l (dz, M.bool f cl (F.missing l))
        in (M.Sum (M.retype f) (L.dputr k dx) dw, cl')
    dputl (CompactSumLF k l) (M.Sum f dy dw, cl) =
        let (dz, cl') = F.dputl l (dw, M.bool f cl (F.missing l))
        in (M.Sum (M.retype f) (L.dputl k dy) dz, cl')

```

```

data Sum k l = Sum k l deriving (Eq, Ord, Show, Read)
instance (Bidirectional k, Bidirectional l)  $\Rightarrow$  Bidirectional (Sum k l) where
    type L (Sum k l) = [M.SumAtom (L k) (L l)]
    type R (Sum k l) = [M.SumAtom (R k) (R l)]

```

```

instance (F.Lens k, F.Lens l)  $\Rightarrow$  F.Lens (Sum k l) where
    type C (Sum k l) = Either (C k) (C l)
    missing (Sum k l) = Left (F.missing k)
    dputr (Sum k l) = F.foldState (dputSum (F.dputr k) (F.dputr l) k l)
    dputl (Sum k l) = F.foldState (dputSum (F.dputl k) (F.dputl l) k l)

```

```

dputSum dputk dputl k l dv cv = case (dv, cv) of
    (M.SwitchLL dx, Left c)  $\rightarrow$  switchll $ dputk (dx, ck)
    (M.SwitchLR dz, Left c)  $\rightarrow$  switchlr $ dputl (dz, cl)
    (M.SwitchRL dx, Right c)  $\rightarrow$  switchrl $ dputk (dx, ck)
    (M.SwitchRR dz, Right c)  $\rightarrow$  switchrr $ dputl (dz, cl)
    (M.StayL dx, Left c)  $\rightarrow$  stayl $ dputk (dx, c)

```

```

(M.StayR dz, Right c) → stayr    $ dputl (dz, c )
(  _, c) → ([M.FailSum], c)
where
ck = F.missing k
cl = F.missing l
switchll (dy, c) = ([M.SwitchLL dy], Left c)
switchlr (dw, c) = ([M.SwitchLR dw], Right c)
switchrl (dy, c) = ([M.SwitchRL dy], Left c)
switchrr (dw, c) = ([M.SwitchRR dw], Right c)
stayl    (dy, c) = ([M.StayL  dy], Left c)
stayr    (dw, c) = ([M.StayR  dw], Right c)

```

A.20 lib/Data/Module/Class.hs

```

{-# LANGUAGE TypeFamilies, FlexibleContexts #-}
module Data.Module.Class where

import Data.Default
import Data.Maybe
import Data.Monoid

class (Default (V dX), Monoid dX) ⇒ Module dX where
    type V dX
    apply :: dX → V dX → Maybe (V dX)

    applyDef :: Module dX ⇒ dX → Maybe (V dX)
    applyDef dx = apply dx def

    applyTotal :: Module dX ⇒ dX → V dX → V dX
    applyTotal dx x = fromJust (apply dx x)

    applyDefTotal :: Module dX ⇒ dX → V dX
    applyDefTotal dx = applyTotal dx def

class Default (Vg dX) ⇒ PartialEdit dX where
    type Vg dX
    applyg :: dX → Vg dX → Maybe (Vg dX)

instance PartialEdit dX ⇒ Module [dX] where
    type V [dX] = Vg dX
    apply []      v = Just v
    apply (dx:dxs) v = apply dxs v >>= applyg dx

```

A.21 lib/Data/Module/Container.hs

```

{-# LANGUAGE TypeFamilies #-}
module Data.Module.Container where

import Control.Applicative
import Data.Container

```

```

import Data.Default
import Data.Module.Class
import qualified Data.Set as S

data ContainerAtom shape dX
  = FailContainer
  | Modify (P shape) dX
  | Insert (ShapeModule shape) -- a non-decreasing edit to the shape
  | Delete (ShapeModule shape) -- a non-increasing edit to the shape
  -- a shape edit which doesn't change the number of positions, and a
  -- function translating positions in the new structure to their
  -- corresponding position in the old structure
  | Rearrange (ShapeModule shape) (shape → P shape → P shape)

instance (Show (P shape), Show (ShapeModule shape), Show dX)
⇒ Show (ContainerAtom shape dX) where
showsPrec d FailContainer = showString "FailContainer"
showsPrec d (Modify pos dx)
  = showParen (d > 10)
  $ showString "Modify "
  . showsPrec 11 pos
  . showString " "
  . showsPrec 11 dx
showsPrec d (Insert ds)
  = showParen (d > 10)
  $ showString "Insert "
  . showsPrec 11 ds
showsPrec d (Delete ds)
  = showParen (d > 10)
  $ showString "Delete "
  . showsPrec 11 ds
showsPrec d (Rearrange ds f)
  = showParen (d > 10)
  $ showString "Rearrange "
  . showsPrec 11 ds
  . showString " <fn>"

instance (ContainerType shape, Module dX) ⇒ PartialEdit (ContainerAtom shape dX) where
type Vg (ContainerAtom shape dX) = Container shape (V dX)
applyg (FailContainer ) _ = Nothing
applyg (Modify p dx) c = (\x → replace p x c) <$> apply dx (containedValues c p)
applyg (Insert ds ) c = (\s → expand s def c) <$> apply ds (currentShape c )
applyg (Delete ds ) c = (\s → setShape s c) <$> apply ds (currentShape c )
applyg (Rearrange ds f) c = (\s → reorder f s c) <$> apply ds (currentShape c )

expand shape' x (Container shape values) = Container shape' $ \p →
  if S.member p (live shape)
  then values p
  else x

setShape shape c = c { currentShape = shape }

```



```
reorder f shape' (Container shape values) = Container shape' (values . f shape)
```

A.22 lib/Data/Module/List.hs

```
{-# LANGUAGE TypeFamilies #-}
module Data.Module.List where

import Control.Monad
import Data.Default
import Data.List
import Data.Module.Class

-- in the Simple variant, the elements of the list tell which index the
-- corresponding element in the output list should come from, e.g.
-- applyPermutation (Simple is) [1..length is] = is
data Permutation = Simple [Integer] | Complex (Integer → Integer → Integer)

applyPermutation :: Permutation → [a] → [a]
applyPermutation (Complex f) xs = result where
    result = [genericIndex xs (f n i - 1) | i ← [1..n]]
    n      = genericLength xs
applyPermutation (Simple is) xs
    | length xs < length is = xs
    | otherwise = map (\i → genericIndex xs (i-1)) is ++ drop (length is) xs

complexPermutation :: Permutation → Integer → Integer → Integer
complexPermutation (Simple is) = \n i → case () of
    _ | n < len    → i
    _ | i > len    → i
    _ | i > n      → error
        $ "asked a permutation for the origin of position " ++ show i
        ++ ", but the permutation is of a list of length only " ++ show n
    | otherwise → genericIndex is (i-1)
    where len = genericLength is
complexPermutation (Complex f) = f

simplePermutation :: Permutation → Integer → [Integer]
simplePermutation (Simple is) n = is
simplePermutation (Complex f) n = [f n i | i ← [1..n]]

instance Show Permutation where
    showsPrec d (Complex f) = showString "<fn>"
    showsPrec d (Simple ns)
        = showString "["
        . showString (intercalate ", " (zipWith arrow ns [1..]))
        . showString "]"
        where arrow n i = show n ++ "→" ++ show i

data ListAtom dX
    = FailList
    | Modify Integer dX
```

```

    | Insert Integer
    | Delete Integer
    | Rearrange Permutation
deriving Show

split3 :: Integer → [a] → Maybe ([a], a, [a])
split3 i xs | i < 1 = Nothing
split3 i xs = case genericSplitAt (i-1) xs of
    (b, x:e) → Just (b, x, e)
    _ → Nothing

instance Module dX ⇒ PartialEdit (ListAtom dX) where
    type Vg (ListAtom dX) = [V dX]
    applyg (Modify p dx) xs = do
        (b, x, e) ← split3 p xs
        x' ← apply dx x
        return (b ++ [x'] ++ e)
    applyg (Insert i) xs = return (xs ++ genericReplicate i def)
    applyg (Delete i) xs = do
        guard (0 ≤ i && i ≤ genericLength xs)
        return (zipWith const xs (genericDrop i xs))
    applyg (Rearrange perm) xs = return (applyPermutation perm xs)
    applyg _ _ = Nothing

```

A.23 lib/Data/Module/Primitive.hs

```

{-# LANGUAGE GeneralizedNewtypeDeriving, TypeFamilies #-}
module Data.Module.Primitive where

```

```

import Data.Default
import Data.Module.Class
import Data.Monoid

```

```

newtype Unit x = Unit () deriving Monoid

```

```

instance Default x ⇒ Module (Unit x) where
    type V (Unit x) = x
    apply _ = Just

```

```

instance Default x ⇒ Module (First x) where
    type V (First x) = x
    apply (First Nothing) x = Just x
    apply (First (Just x')) x = Just x'

```

A.24 lib/Data/Module/Product.hs

```

{-# LANGUAGE TypeFamilies, TypeSynonymInstances #-}
module Data.Module.Product where

```

```

import Control.Monad

```

```

import Data.Module.Class

instance (Module dX, Module dY)  $\Rightarrow$  Module (dX, dY) where
    type V (dX, dY) = (V dX, V dY)
    apply (dx, dy) (x, y) = liftM2 (,) (apply dx x) (apply dy y)

type ProductAtom = Either

instance (Module dX, Module dY)  $\Rightarrow$  PartialEdit (ProductAtom dX dY) where
    type Vg (ProductAtom dX dY) = (V dX, V dY)
    applyg (Left dx) (x, y) = liftM2 (,) (apply dx x) (return y)
    applyg (Right dy) (x, y) = liftM2 (,) (return x) (apply dy y)

```

A.25 lib/Data/Module/Shape.hs

```

{-# LANGUAGE FlexibleInstances, TypeFamilies #-}
module Data.Module.Shape where

import Algebra.PartialOrd
import Data.Monoid
import Data.Module.Class
import Data.Container
import qualified Data.Set as S

instance Module (Sum Int) where
    type V (Sum Int) = Int
    apply (Sum di) i = Just (max 0 (di + i))
    -- Okay, doesn't quite obey the laws, what with overflow and all.
type instance ShapeModule Int = Sum Int
instance PartialOrd Int where leq = ( $\leq$ )
instance ContainerType Int where
    type P Int = Int
    live i = S.fromAscList [0..i-1]

listToContainer :: [a]  $\rightarrow$  Container Int a
containerToList :: Container Int a  $\rightarrow$  [a]
listToContainer as = Container (length as) (as!!)
containerToList c = [containedValues c i | i  $\leftarrow$  [0..currentShape c-1]]

```

A.26 lib/Data/Module/Sum.hs

```

{-# LANGUAGE GeneralizedNewtypeDeriving, TypeFamilies #-}
module Data.Module.Sum where

import Data.Default
import Data.Module.Class
import Data.Monoid hiding (Sum(..))

instance Default x  $\Rightarrow$  Default (Either x y) where
    def = Left def

```

```

data Tag = L | R deriving (Eq, Ord, Bounded, Enum, Show, Read)
newtype Retag x y = Retag (Maybe (Endo Tag)) deriving Monoid

retype (Retag f) = Retag f
bool (Retag Nothing) nothing just = nothing
bool _ nothing just = just

instance Eq (Retag x y) where
  Retag Nothing  $\equiv$  Retag Nothing = True
  Retag (Just f)  $\equiv$  Retag (Just f') = map (appEndo f) [L, R]  $\equiv$  map (appEndo f') [L, R]
  _  $\equiv$  _ = False

instance (Default x, Default y)  $\Rightarrow$  Module (Retag x y) where
  type V (Retag x y) = Either x y
  apply (Retag Nothing) v = Just v
  apply (Retag (Just (Endo f))) v = Just $ case v of
    Left x  $\rightarrow$  redef (f L)
    Right y  $\rightarrow$  redef (f R)
  where
    redef L = Left def
    redef R = Right def

data Sum dX dY = Sum (Retag (V dX) (V dY)) dX dY
instance (Monoid dX, Monoid dY)  $\Rightarrow$  Monoid (Sum dX dY) where
  mempty = Sum mempty mempty mempty
  mappend (Sum f dx dy) (Sum f' dx' dy') =
    Sum (mappend f f') (annihilate dx dx') (annihilate dy dy') where
    annihilate :: Monoid d  $\Rightarrow$  d  $\rightarrow$  d  $\rightarrow$  d
    annihilate d d' = bool f d (mappend d d')

instance (Module dX, Module dY)  $\Rightarrow$  Module (Sum dX dY) where
  type V (Sum dX dY) = Either (V dX) (V dY)
  apply (Sum f dx dy) v = apply f v >>= either
    (fmap Left . apply dx)
    (fmap Right . apply dy)

data SumAtom dX dY
  = FailSum
  | SwitchLL dX
  | SwitchLR dY
  | SwitchRL dX
  | SwitchRR dY
  | StayL dX
  | StayR dY
  deriving (Eq, Ord, Show, Read)

instance (Module dX, Module dY)  $\Rightarrow$  PartialEdit (SumAtom dX dY) where
  type Vg (SumAtom dX dY) = Either (V dX) (V dY)
  applyg (SwitchLL dx) (Left x) = fmap Left (apply dx x)
  applyg (SwitchLR dy) (Left x) = fmap Right (apply dy def)

```

```

applyg (SwitchRL dx) (Right y) = fmap Left (apply dx def)
applyg (SwitchRR dy) (Right y) = fmap Right (apply dy y )
applyg (StayL dx) (Left x) = fmap Left (apply dx x)
applyg (StayR dy) (Right y) = fmap Right (apply dy y)
applyg _ _ = Nothing

```

Bibliography

- [1] M. Abbott, T. Altenkirch, and N. Ghani. Categories of containers. In *Foundations of Software Science and Computation Structures*, pages 23–38. Springer, 2003.
- [2] Michael Abbott, Thorsten Altenkirch, and Neil Ghani. Containers: constructing strictly positive types. *Theor. Comput. Sci.*, 342(1):3–27, 2005.
- [3] Samson Abramsky and Nikos Tzevelekos. Introduction to categories and categorical logic. In Bob Coecke, editor, *New Structures for Physics*. Springer, 2010.
- [4] Pets Adviser. Cat in Pumpkin Hat, 2012. URL <http://www.flickr.com/photos/petsadviser-pix/8126559828/>. Online; accessed 18-December-2013.
- [5] Apache Wave. URL <http://incubator.apache.org/wave/>. Online; accessed 18-June-2014.
- [6] François Bancilhon and Nicolas Spyrtos. Update semantics of relational views. *ACM Transactions on Database Systems*, 6(4):557–575, December 1981.
- [7] Davi M. J. Barbosa, Julien Cretin, Nate Foster, Michael Greenberg, and Benjamin C. Pierce. Matching lenses: Alignment and view update. In *ACM SIGPLAN International Conference on Functional Programming (ICFP)*, Baltimore, Maryland, September 2010.
- [8] Brian Berliner et al. CVS II: Parallelizing software development. In *Proceedings of the USENIX Winter 1990 Technical Conference*, volume 341, page 352, 1990.
- [9] Aaron Bohannon, J. Nathan Foster, Benjamin C. Pierce, Alexandre Pilkiewicz, and Alan Schmitt. Boomerang: Resourceful lenses for string data. In *ACM SIGPLAN–SIGACT Symposium on Principles of Programming Languages (POPL)*, San Francisco, California, January 2008.
- [10] Claus Brabrand, Anders Møller, and Michael I. Schwartzbach. Dual syntax for XML languages. *Information Systems*, 2007. To appear. Extended abstract in *Database Programming Languages (DBPL)* 2005.

- [11] ChrisGampat. Cat thinks it's the next Tony Hawk, 2009. URL <http://www.flickr.com/photos/chrisgampat/3827798021/>. Online; accessed 18-December-2013.
- [12] CollabNet. Apache Subversion. URL <http://subversion.apache.org/>. Online; accessed 18-December-2013.
- [13] Z. Diskin, Y. Xiong, and K. Czarnecki. From state- to delta-based bidirectional model transformations: the asymmetric case. *Journal of Object Technology*, 10: 6:1–25, 2011.
- [14] Zinovy Diskin, Yingfei Xiong, Krzysztof Czarnecki, Hartmut Ehrig, Frank Hermann, and Fernando Orejas. From state- to delta-based bidirectional model transformations: The symmetric case. Technical Report GSDLAB-TR 2011-05-03, University of Waterloo, May 2011.
- [15] Dropbox. URL <https://www.dropbox.com/>. Online; accessed 18-December-2013.
- [16] J. Nathan Foster, Michael B. Greenwald, Jonathan T. Moore, Benjamin C. Pierce, and Alan Schmitt. Combinators for bi-directional tree transformations: A linguistic approach to the view update problem. *ACM Transactions on Programming Languages and Systems*, 29(3):17, May 2007. ISSN 0164-0925. Extended abstract in *Principles of Programming Languages (POPL)*, 2005.
- [17] John Nathan Foster. *Bidirectional Programming Languages*. PhD thesis, University of Pennsylvania, December 2009.
- [18] Git. URL <http://git-scm.com/>. Online; accessed 19-December-2013.
- [19] Google Docs. URL <https://drive.google.com/>. Online; accessed 18-June-2014.
- [20] R. Hasegawa. Two applications of analytic functors. *Theoretical Computer Science*, 272(1-2):113–175, 2002.
- [21] Frank Hermann, Hartmut Ehrig, Fernando Orejas, Krzysztof Czarnecki, Zinovy Diskin, and Yingfei Xiong. Correctness of model synchronization based on triple graph grammars. In *Model Driven Engineering Languages and Systems*, pages 668–682. Springer, 2011.
- [22] Martin Hofmann, Benjamin C. Pierce, and Daniel Wagner. Symmetric lenses. In *ACM SIGPLAN–SIGACT Symposium on Principles of Programming Languages (POPL)*, Austin, Texas, January 2011.

- [23] Martin Hofmann, Benjamin C. Pierce, and Daniel Wagner. Edit lenses. In *ACM SIGPLAN–SIGACT Symposium on Principles of Programming Languages (POPL)*, Philadelphia, Pennsylvania, January 2012.
- [24] Zhenjiang Hu, Shin-Cheng Mu, and Masato Takeichi. A programmable editor for developing structured documents based on bidirectional transformations. In *Partial Evaluation and Program Manipulation (PEPM)*, pages 178–189, 2004. Extended version in *Higher Order and Symbolic Computation*, Volume 21, Issue 1-2, June 2008.
- [25] Zhenjiang Hu, Shin-Cheng Mu, and Masato Takeichi. A programmable editor for developing structured documents based on bidirectional transformations. *Higher-Order and Symbolic Computation*, 21(1–2), June 2008. Short version in PEPM ’04.
- [26] James Wayne Hunt and M Douglas McIlroy. *An algorithm for differential file comparison*. Bell Laboratories, 1976.
- [27] C. Barry Jay and J. Robin B. Cockett. Shapely types and shape polymorphism. In Donald Sannella, editor, *ESOP*, volume 788 of *Lecture Notes in Computer Science*, pages 302–316. Springer, 1994. ISBN 3-540-57880-3.
- [28] Michael Johnson and Robert Rosebrugh. View updatability based on the models of a formal specification. In *FME 2001: Formal Methods for Increasing Software Productivity*, pages 534–549. Springer, 2001.
- [29] Michael Johnson and Robert Rosebrugh. Lens put-put laws: monotonic and mixed. *Electronic Communications of the EASST*, 49, 2012.
- [30] Michael Johnson and Robert Rosebrugh. Delta lenses and opfibrations. *Electronic Communications of the EASST*, 57, 2013.
- [31] Michael Johnson and Robert Rosebrugh. Spans of lenses. In *Proceedings of the 17th International Conference on Extending Database Technology (EDBT)*, Athens, Greece, March 2014.
- [32] Michael Johnson, Robert Rosebrugh, and Richard Wood. Lenses, fibrations, and universal translations. *Mathematical Structures in Computer Science*, 22:25–42, 2012.
- [33] A. Joyal. Foncteurs analytiques et especes de structures. *Combinatoire énumérative*, pages 126–159, 1986.
- [34] Edward Kmett. Lens: Lenses, Folds, and Traversals, July 2014. URL <https://github.com/ekmett/lens/>.

- [35] David Lutterkort. Augeas: A Linux configuration API, February 2007. Available from <http://augeas.net/>.
- [36] Nuno Macedo, Hugo Pacheco, Alcino Cunha, João P. Fernandes, Jácome Cunha, Jorge Mendes, and José N. Oliveira. Towards the bidirectionalization of spreadsheet formulas. 2012.
- [37] K. Matsuda, Z. Hu, K. Nakano, M. Hamana, and M. Takeichi. Bidirectionalization transformation based on automatic derivation of view complement functions. In *ACM SIGPLAN International Conference on Functional Programming (ICFP)*, pages 47–58. ACM Press New York, NY, USA, 2007.
- [38] Lambert Meertens. Designing constraint maintainers for user interaction, 1998. Manuscript.
- [39] E. Meijer, M. Fokkinga, and R. Paterson. Functional programming with bananas, lenses, envelopes and barbed wire. In *Functional Programming Languages and Computer Architecture*, pages 124–144. Springer, 1991.
- [40] Shin-Cheng Mu, Zhenjiang Hu, and Masato Takeichi. An algebraic approach to bi-directional updating. In *ASIAN Symposium on Programming Languages and Systems (APLAS)*, pages 2–20, November 2004.
- [41] Hugo Pacheco, Alcino Cunha, and Zhenjiang Hu. Delta lenses over inductive types. In *First International Workshop on Bidirectional Transformations (BX)*, 2012.
- [42] David Soria Parra, Arne Babenhauerheide, and Steve Losh. Mercurial SCM. URL <http://mercurial.selenic.com/>. Online; accessed 19-December-2013.
- [43] Benjamin C Pierce and Jérôme Vouillon. What’s in Unison? A Formal Specification and Reference Implementation of a File Synchronizer. Technical report, University of Pennsylvania, 2004.
- [44] Tillmann Rendel and Klaus Ostermann. Invertible syntax descriptions: unifying parsing and pretty printing. In *ACM Sigplan Notices*, volume 45, pages 1–12. ACM, 2010.
- [45] David Roundy. Darcs – FrontPage. URL <http://darcs.net/>. Online; accessed 19-December-2013.
- [46] Robert AG Seely. *Linear logic, *-autonomous categories and cofree coalgebras*. Citeseer, 1987.
- [47] Peter Selinger. A survey of graphical languages for monoidal categories. In *New Structures for Physics*, pages 289–355. Springer, 2011.

- [48] Perdita Stevens. Towards an algebraic theory of bidirectional transformations. In *Graph Transformations: 4th International Conference, ICGT 2008, Leicester, United Kingdom, September 7-13, 2008, Proceedings*, page 1. Springer, 2008.
- [49] Andrew Tridgell and Paul Mackerras. The rsync algorithm. Technical Report TR-CS-96-05, Australian National University, 1996.
- [50] Various. HackageDB: introduction, April 2012. URL <http://hackage.haskell.org/packages/hackage.html>.
- [51] Varmo Vene. *Categorical Programming with Inductive and Coinductive Types*. PhD thesis, Universitatis Tartuensis, 2000.
- [52] Daniel Wagner. Generalizing Lenses, 2013. URL <http://dmwit.com/papers/201308GL.pdf>. Thesis Proposal.
- [53] zeevveez. Cat Smells Pineapple, 2010. URL <http://www.flickr.com/photos/zeevveez/4906820567/>. Online; accessed 18-December-2013.